

CAT. No.

57540

IEC 60320 C-14, 10 AMPERE 250 VOLT POWER INLET WITH DOUBLE POLE FUSEHOLDER, SNAP-IN MOUNT FOR 1.5 mm THICK PANEL, FIBERGLASS REINFORCED THERMOPLASTIC (PETP) UL 94 V-0, BRASS NICKEL PLATED CONTACTS, BRASS SILVER AND TIN PLATED TERMINALS, 4.8 x 0.8 mm (0.189" x 0.032") QUICK CONNECT Q.D TERMINALS, BLACK. Note: Fuse drawer for power inlet must be ordered separately.

|                |   |
|----------------|---|
| APPROVALS      | C(UR)US <input checked="" type="checkbox"/> ENEC 10 <input checked="" type="checkbox"/> CCC <input checked="" type="checkbox"/> VDE <input checked="" type="checkbox"/> UL <input checked="" type="checkbox"/>  |
| CERTIFICATIONS | REACH <input checked="" type="checkbox"/> ROHS <input checked="" type="checkbox"/> ROHS2 (2011/65/EU) <input checked="" type="checkbox"/> ROHS3 (2015/863, 2017/2012) <input checked="" type="checkbox"/> CHINA ROHS <input checked="" type="checkbox"/> CE <input checked="" type="checkbox"/> |
| STANDARDS      | IEC 60320 C-14 <input checked="" type="checkbox"/> IEC 60320-1 <input checked="" type="checkbox"/> IEC 60127-6 <input checked="" type="checkbox"/> UL 498 <input checked="" type="checkbox"/> CSA C22.2 No. 42 <input checked="" type="checkbox"/>  |

**DESCRIPTION:**

PANEL MOUNT: SNAP-IN VERSION FROM FRONT SIDE  
 APPLIANCE INLET, PIN TEMPERATURE 70°C, PROTECTION CLASS I

ALL DIMENSIONS ARE IN MILLIMETERS

**TECHNICAL DATA:**

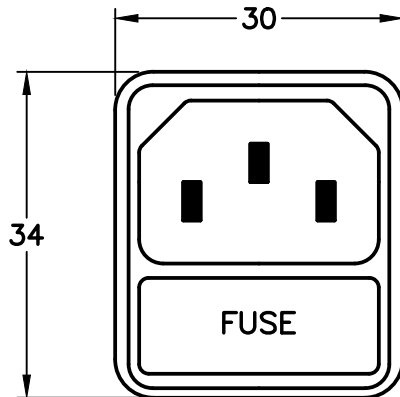
RATINGS IEC: 10A/250VAC; 50HZ  
 RATINGS UL/CSA: 10A/250VAC; 60HZ  
 DIELECTRIC STRENGTH: >3KVAC BETWEEN L-N  
 >4KVAC BETWEEN L/N-PE (1MIN/50HZ)  
 ALLOWABLE OPERATION TEMP: -25°C TO +70°C  
 DEGREE OF PROTECTION: FROM FRONT SIDE IP40 ACC TO IEC 60529  
 PROTECTION CLASS: SUITABLE FOR APPLIANCES WITH PROTECTION CLASS I ACC TO IEC 61140  
 MATERIAL, HOUSING: THERMOPLASTIC, BLACK, UL 94V-0

\*\*\*FUSE DRAWER FOR POWER INLET MUST BE ORDERED SEPARATELY\*\*\*

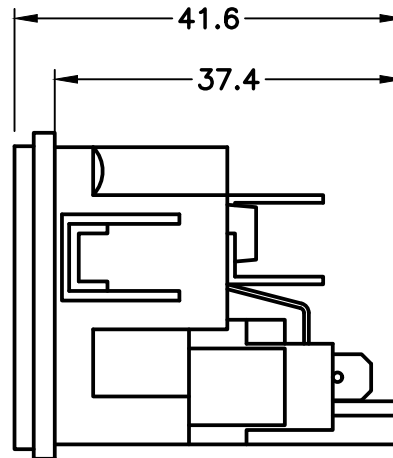
|   | FUSEDRAWERS FOR POWER INLETS |                           |                           |   |
|---|------------------------------|---------------------------|---------------------------|---|
|   | 5 x 20 mm<br>1-POLE BLACK    | 5 x 20 mm<br>2-POLE BLACK | 1-POLE+SPARE<br>FUSE CASE | 2-POLE BLACK W/<br>SHORTING BAR IN NEUTRAL SIDE |
| STANDARD  | 57551                        | 57561                     | 57571                     | 57581   |
| *MEDICAL  | 57552                        | 57562                     | 57572                     | 57582   |
| *STANDARDS: IEC 601-1. BS 5724 PART 1, DIN/VDE 0750 PART 1 (FOR MEDICAL APPLICATIONS) |                              |                           |                           |   |

**ADDITIONAL SIZES:**

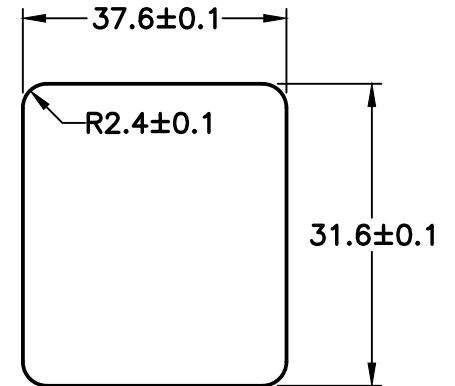
| CATALOG No | DESCRIPTION        |
|------------|--------------------|
| 57540X2.0M | 2.0mm THICK PANELS |
| 57540X2.5M | 2.5mm THICK PANELS |



**IEC 60320 C-14  
FRONT VIEW**



**SIDE VIEW**



**MOUNTING  
DIMENSIONS**