

CAT. No.

57423X1.2M

IEC 60320 C-14 POWER ENTRY MODULE, SINGLE POLE, 10 AMPERE 250 VOLT, SNAP-IN MOUNT FOR 1.2 mm THICK PANEL, THERMOPLASTIC POLYAMID 6.6, BRASS NICKEL PLATED TERMINALS AND CONTACTS, FUSE DRAWER FOR 5 x 20 mm FUSE AND SPARE FUSE COMPARTMENT, 4.8 x 0.8 mm (0.189" x 0.032") QUICK CONNECT Q.D. TERMINALS, 2 POLE-3 WIRE GROUNDING, BLACK.

APPROVALS	C(UR)US <input checked="" type="checkbox"/> ENEC 10 <input checked="" type="checkbox"/> CCC <input checked="" type="checkbox"/> VDE <input checked="" type="checkbox"/> UL <input checked="" type="checkbox"/>
CERTIFICATIONS	REACH <input checked="" type="checkbox"/> ROHS <input checked="" type="checkbox"/> ROHS2 (2011/65/EU) <input checked="" type="checkbox"/> ROHS3 (2015/863, 2017/2012) <input checked="" type="checkbox"/> CHINA ROHS <input checked="" type="checkbox"/> CE <input checked="" type="checkbox"/>
STANDARDS	IEC 60320 C-14 <input checked="" type="checkbox"/> IEC 60320-1 <input checked="" type="checkbox"/> IEC 60127-6 <input checked="" type="checkbox"/> IEC 61058-1 <input checked="" type="checkbox"/> UL 60320-1 <input checked="" type="checkbox"/> CSA C22.2 No. 42 <input checked="" type="checkbox"/>

DESCRIPTION:

PANEL MOUNT: SNAP-IN VERSION FROM FRONT SIDE
APPLIANCE INLET, PIN TEMPERATURE 70°C, PROTECTION CLASS I

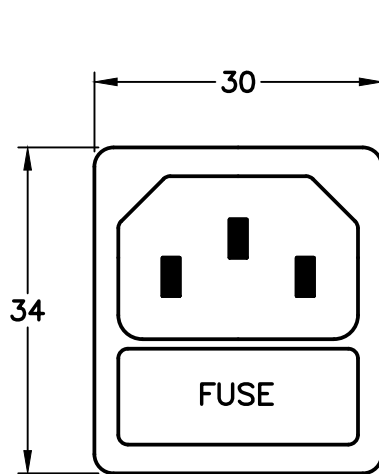
ALL DIMENSIONS ARE IN MILLIMETERS

TECHNICAL DATA:

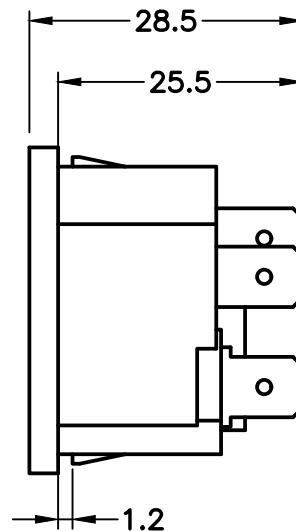
RATINGS IEC: 10A/250VAC; 50HZ
RATINGS UL/CSA: 10A/250VAC; 60HZ
DIELECTRIC STRENGTH: >2KVAC BETWEEN L-N
>2KVAC BETWEEN L/N-PE
(1MIN/50HZ)
ALLOWABLE OPERATION TEMP: -25°C TO +70°C
DEGREE OF PROTECTION: FROM FRONT SIDE IP40 ACC TO IEC 60529
PROTECTION CLASS: SUITABLE FOR APPLIANCES WITH PROTECTION CLASS I ACC TO IEC 61140
MATERIAL, HOUSING: THERMOPLASTIC, BLACK, UL 94V-0

ADDITIONAL SIZES:

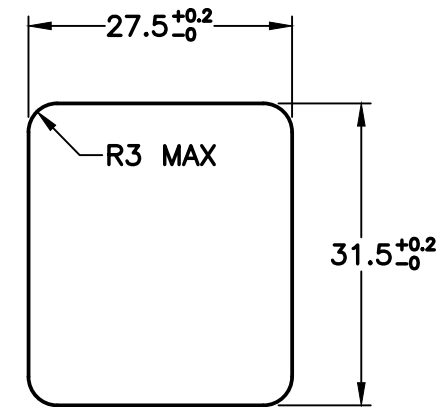
CATALOG No	DESCRIPTION
57423X1.0M	1.0mm THICK PANELS
57423	1.5mm THICK PANELS
57423X2.0M	2.0mm THICK PANELS
57423X2.5M	2.5mm THICK PANELS
57423X3.0M	3.0mm THICK PANELS



**IEC 60320 C-14
FRONT VIEW**



SIDE VIEW



**MOUNTING
DIMENSIONS**