

CAT. No.

57321X3.0M

IEC 60320 C-16 POWER INLET, 10 AMPERE 250 VOLT AND 15 AMPERE 250 VOLT, SNAP-IN MOUNT FOR 3.0 mm THICK PANEL, THERMOPLASTIC POLYAMID 6.6, BRASS TIN PLATED TERMINALS AND CONTACTS, 6.3 x 0.8 mm (0.250" x 0.032") QUICK CONNECT Q.D. TERMINALS, 2 POLE-3 WIRE GROUNDING, BLACK.

APPROVALS

C(UR)US ENEC 10 CCC VDE UL

CERTIFICATIONS

REACH ROHS ROHS2 (2011/65/EU) ROHS3 (2015/863, 2017/2012) CHINA ROHS CE

STANDARDS

IEC 60320 C-16 IEC 60320-1 UL 60320-1 CSA C22.2 No. 60320-1

DESCRIPTION:

PANEL MOUNT: SNAP-IN MOUNTING FROM FRONT SIDE
APPLIANCE INLET, PIN TEMPERATURE 120°C, PROTECTION CLASS I

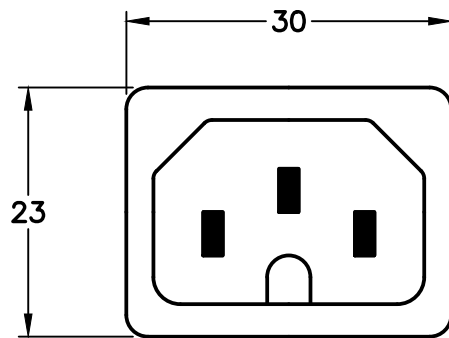
ALL DIMENSIONS ARE IN MILLIMETERS

TECHNICAL DATA:

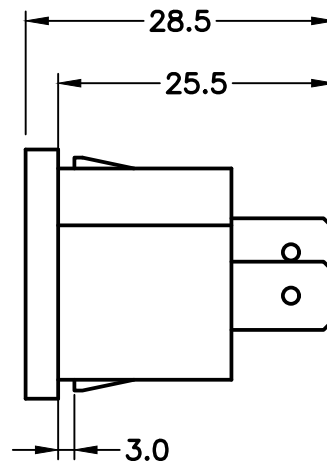
RATINGS IEC: 10A/250VAC; 50HZ
RATINGS UL/CSA: 15A/250VAC; 60HZ
DIELECTRIC STRENGTH: >2KVAC BETWEEN L-N
>2KVAC BETWEEN L/N-PE
(1MIN/50HZ)
ALLOWABLE OPERATION TEMP: -25°C TO +120°C
DEGREE OF PROTECTION: FROM FRONT SIDE IP30 ACC TO IEC 60529
PROTECTION CLASS: SUITABLE FOR APPLIANCES WITH PROTECTION CLASS I ACC TO IEC 61140
MATERIAL, HOUSING: THERMOPLASTIC, BLACK, UL 94V-0

ADDITIONAL SIZES:

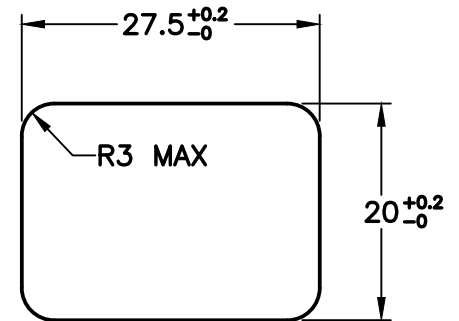
CATALOG No	DESCRIPTION
57321X1.0M	1.0mm THICK PANELS
57321X1.2M	1.2mm THICK PANELS
57321	1.5mm THICK PANELS
57321X2.0M	2.0mm THICK PANELS
57321X2.5M	2.5mm THICK PANELS



IEC 60320 C-16
FRONT VIEW



SIDE VIEW



MOUNTING
DIMENSIONS