



**IP66 WEATHERPROOF COVERS & BOXES
(ACCEPTS "MODULAR" SIZE 45X45MM AND
22.5 X 45MM TYPE OUTLETS, RCD/GFCI OUTLETS,
CIRCUIT BREAKERS)**

**PRODUCT
BULLETIN
10272009**




CAT. NO. 684585X45

WEATHER PROTECTIVE (IP66 RATED) SPLASH PROOF COVER. **ACCEPTS ONE 45 X 45MM SIZE OR TWO 22.5 X 45MM MODULAR SIZE DEVICES.** PANEL MOUNTING OR MOUNTS TO #72350 OR #72350-F WALL BOXES. WHITE. CE MARK. ROHS.



CAT. NO. 684636X45

WEATHERPROOF (IP66) BOX & COVER, SURFACE MOUNT. **ACCEPTS ONE 45 X 45MM SIZE OR TWO 22.5 X 45MM SIZE MODULAR DEVICES.** BOX ACCEPTS 1/2 IN. OR 3/4 IN. CONDUIT OR STRAIN RELIEFS ON TOP, BOTTOM, AND BACK. GREY. CE MARK. ROHS.



CAT. NO. 684638X45

WEATHERPROOF (IP66) BOX & COVER, SURFACE MOUNT. **ACCEPTS ONE 67.5 X 45MM OR ONE 45 X 45MM SIZE & ONE 22.5 X 45MM SIZE OR THREE 22.5 X 45MM SIZE MODULAR DEVICES.** BOX ACCEPTS 1/2 IN. OR 3/4 IN. CONDUIT OR STRAIN RELIEFS ON TOP, BOTTOM AND BACK. GREY. CE MARK. ROHS.



CAT. NO. 684628X45

WEATHERPROOF (IP66) 2 GANG BOX & COVER, SURFACE MOUNT. **ACCEPTS OUTLETS #72100X45, 73310X45, 74600X45, 74700X45, 77508X45, 77509X45 ONLY.** BOX ACCEPTS 1/2 IN. OR 3/4 IN. CONDUIT OR STRAIN RELIEFS ON TOP, BOTTOM OR BACK. GREY. CE MARK. ROHS.

**NOTE: W.P. COVERS CAN BE COMPLETELY CLOSED WHEN USED
WITH MOST TYPES OF "DOWN" ANGLE PLUGS.**

International Configurations, Inc. P.O. Box 3374 Enfield, CT 06083
Sales@internationalconfig.com www.Internationalconfig.com
Tel 860.749.6380 Fax: 860.749.2985