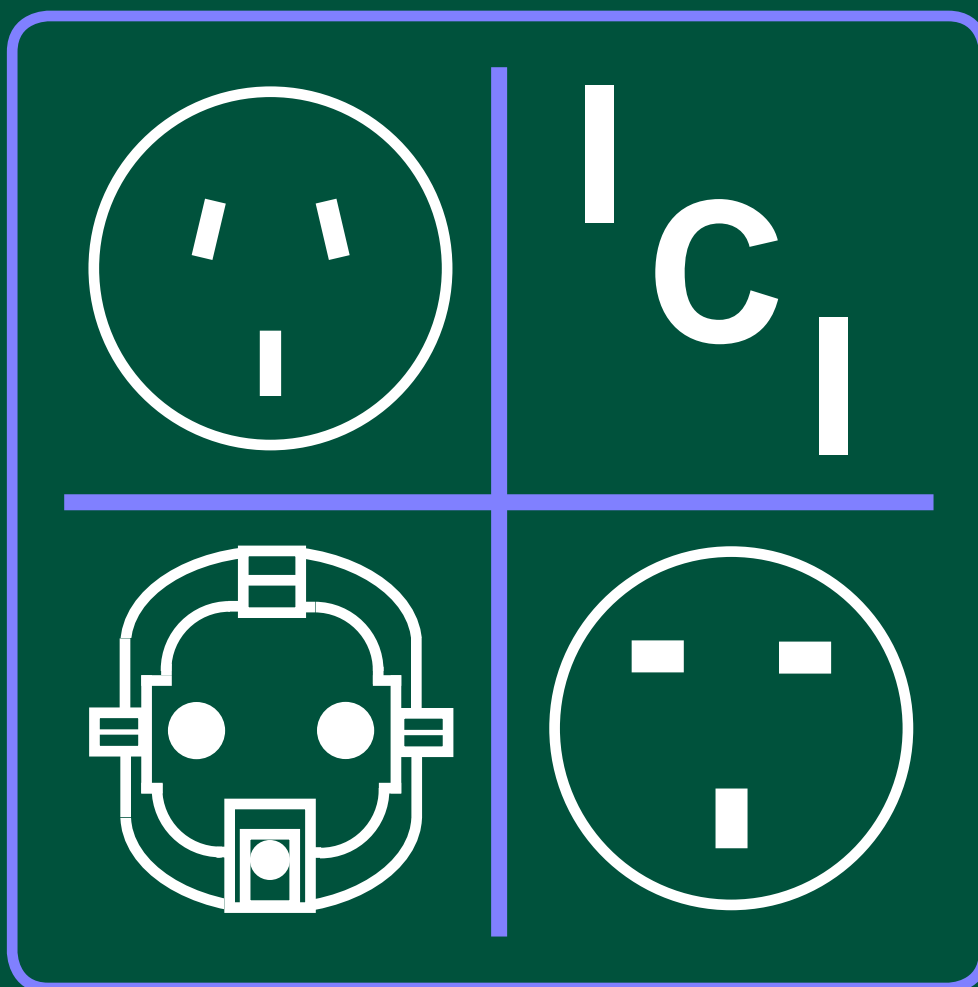


# International Wiring Devices and Cord Sets

*Catalog No. 21*



**INTERNATIONAL CONFIGURATIONS, INC.**

P.O. BOX 3374 • ENFIELD, CONNECTICUT 06083

TEL: (860) 749-6380 • FAX: (860) 749-2985

WEB SITE: [INTERNATIONALCONFIG.COM](http://INTERNATIONALCONFIG.COM)

EMAIL: [sales@InternationalConfig.com](mailto:sales@InternationalConfig.com)

# INTRODUCTION

International Configurations, Inc. is a leading supplier and manufacturer of quality International plugs, receptacles, connectors and related electrical accessories that are in accordance with VDE, OVE, BSI, KEMA, NEMKO, SEV, CEBEC, DEMKO, UL, CSA and other standards/testing agency requirements.

The "CE" marking requirements of European low voltage directive (73/23/EEC) applies to equipment exported to Europe. This directive requires components used on equipment or appliances to have VDE or other agency approvals. Certification to VDE and other approval agencies is available on applicable components.

Certification to "ISO" requirements is also available on components manufactured in ISO approved facilities.

The use of these approved wiring devices on exported electrical / electronic equipment speeds the testing / approvals process of products submitted to foreign test agencies and allows the equipment to interface with the electrical systems of various countries around the world.

When exporting electrical / electronic equipment to foreign countries there are three basic power plug / receptacle configuration systems in use in most countries of the world. They are the "INTERNATIONAL" configurations, "IEC 60309 - CEE 17" configurations and "IEC 60320" configurations which are explained below.

**NOTE: Europe and other foreign countries are changing 250 volt electrical systems to 230 volts. Plug / receptacle configurations will remain the same.**

## INTERNATIONAL CONFIGURATIONS

International configurations are plug / receptacles of a blade or pin design that are commonly used in a general geographical area or a specific country for the connection of electrical / electronic equipment to a power source.

Generally rated 16 ampere-250 volt or less they are used on computers, appliances, medical equipment, small machines, portable tools and other light duty / medium duty electrical equipment.

Many countries have configuration standards for 2 pole-2 wire, 2 pole-3 wire and 3 pole-4 wire type plugs / receptacles, however, the preponderance of usage is the 2 pole-3 wire grounding configuration.

Usage of 2 pole-3 wire grounding configurations in foreign countries is similar to the use and application of NEMA 5-15 plugs and receptacles in the United States.

All "INTERNATIONAL" configuration plugs, receptacles, connectors, power strips, cords and cord sets are approved by the appropriate testing agency where applicable.

## IEC 60320 CONFIGURATIONS

IEC 60320 configurations are a series of plugs, connectors, inlets and outlets designed for use on portable equipment such as computers, printers, medical equipment and other electrical / electronic equipment. Typical examples are the three pin power inlets on the back of your computer or printer. Cord sets with IEC 60320 connectors and national plug configurations allow exported equipment to interface with outlets used around the world.

IEC 60320 devices are in accordance with standard sheets C 5-6, C 7-8, C 13-14 (65°C), C 15-16 (120°C), C 19-20 (65°C) at various ratings.

The 120°C devices incorporate a keyway that prevents entry of 65°C connectors.

Approvals include UL, CSA, VDE, OVE, CEBEC, DEMKO, KEMA, SEV, NEMKO and other agencies.

## IEC 60309 - CEE 17 CONFIGURATIONS

IEC 60309 - CEE 17 configurations are HEAVY DUTY plug / receptacles of a pin / sleeve design and have a specific rating for each configuration.

Unlike "NATIONAL" type plug / receptacle configurations that are used in a general geographic area or specific country, the IEC 60309 - CEE 17 are recognized in many countries of the world for use on heavy duty equipment. IEC 60309 - CEE 17 devices are rated 16/20 ampere, 30/32 ampere, 60/63 ampere, 125 ampere in various voltages and are available in 2 pole - 3 wire, 3 pole - 4 wire and 4 pole - 5 wire grounding configurations.

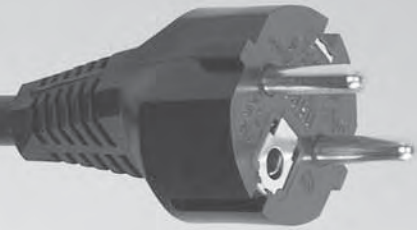
These units are approved by the various testing / standards agencies and are ideal for application on large computers, machine tools, welders and other industrial equipment.

Explosion-proof, watertight and high abuse models are available on request.



# INTERNATIONAL CORD SETS & ACCESSORIES


**INTERNATIONAL**



**HOSPITAL GRADE**



**IEC 60309  
HIGH POWER**



**NEMA  
LOCKING**



**IEC 60320  
JUMPER CORDS**



# TABLE OF CONTENTS - CORD SETS & ACCESSORIES

## *Section Description*

How to Find Products in this Cord Sets Catalog Section .....	5
Worldwide Product Selection Guide .....	6-10
Plug / Receptacle Configuration Charts .....	11-13
European "SCHUKO" Cord Sets & Power Supply Cords .....	14, 15
United Kingdom (BS 1363A) Cord Sets & Power Supply Cords .....	16
United Kingdom (BS 546A) Cord Sets & Power Supply Cords .....	17
Australian Cord Sets & Power Supply Cords .....	18
Italian Cord Sets & Power Supply Cords .....	19
Swiss Cord Sets & Power Supply Cords .....	20
Israeli Cord Sets & Power Supply Cords .....	21
Danish Cord Sets & Power Supply Cords .....	22
Japanese Cord Sets & Power Supply Cords .....	23
Argentine Cord Sets & Power Supply Cords .....	24
Chinese Cord Sets & Power Supply Cords .....	25
USA and Canada (NEMA 5-15P) Cord Sets .....	26
Hospital Grade (NEMA 5-15P, 6-15P, 5-20P, 6-20P) Cord Sets .....	27, 28
USA and Canada (NEMA 6-15P) Cord Sets .....	29
USA and Canada (NEMA 5-20P, 6-20P) Cord Sets .....	30
USA and Canada (NEMA L5-15P, L6-15P) Cord Sets .....	31
USA and Canada (NEMA L5-20P, L6-20P) Cord Sets .....	32
USA and Canada (NEMA L5-20P, L6-20P, L5-30P, L6-30P) Cord Sets .....	33
IEC 60320 C-13 and C-14 Cord Sets and Accessory Cords .....	34-36
IEC 60320 C-14 European Plug Adapters .....	37
IEC 60320 C-19 and C-20 Cord Sets and Accessory Cords .....	38, 39
IEC 60320 C-20 European Plug Adapters .....	40
IEC 60320 Connector Retaining Clamps .....	41
IEC 60309 Cord Sets and Power Supply Cords .....	42, 43
Strain Relief Cord Connectors .....	44
Custom Power Supply Cords and Cord Sets .....	45
Product Specification Sheet .....	46
Harmonized (HAR) Cordage Identification System .....	47





# HOW TO FIND PRODUCTS - CORD SET SECTION

The products in this catalog are presented in two categories (Cord Sets and Components) in three specific groups based upon plug configurations and are identified as **International Type**, **IEC 60320 Type** and **IEC 60309 Type**.

**International Type** plugs are generally country specific, whereas **IEC 60320** and **IEC 60309** are intended for universal applications and recognized by most countries around the world.

Cord Set products can be selected by using the **Worldwide Product Selection Guide on pages 6-10** or by using the **Configuration Charts on pages 11-13**. See page 51 for component selection guide.

## EXAMPLE

### Worldwide Product Selection Guide (Cord Sets)

COUNTRY	PLUG CONFIGURATION	INTERNATIONAL TYPE SEE PAGE(S)	IEC 60320 TYPE SEE PAGE(S)	IEC 60309 TYPE SEE PAGE(S)
Afghanistan .....	UK2-15P .....	17 .....	34-41 .....	42, 43

The catalog page(s) indicated above under "International Type" will list cord sets and power supply cords with the country specific **plug** normally used in Afghanistan.

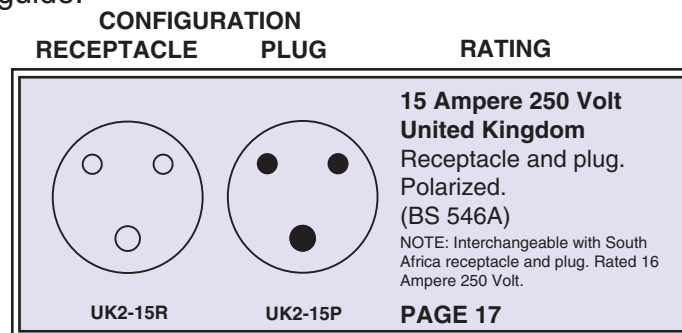
The pages shown under IEC 60320 and IEC 60309 will list accessory and high power cord sets.

## EXAMPLE

### Configuration Chart

The configuration charts shown on pages 11-13 indicate both the plug and receptacle (outlet) configuration used in specific countries.

The configuration charts include catalog page(s) where the cord sets and power supply cords appear using that plug configuration. See page 51 for component (receptacles, plugs and connectors) selection guide.



**Note:** The plug configuration(s) recommended represents the preponderance of usage in that country and other plug configurations may be required for older installations.

**The information and recommendations presented here were compiled from a large number of sources. There is consequently some possibility of error or omissions for which International Configurations, Inc. cannot assume responsibility. The information presented here should not be taken as final in the case of industrial or highly specialized commercial installations.**



# WORLDWIDE PRODUCT SELECTION GUIDE - CORD SETS

COUNTRY	PLUG CONFIGURATION	INTERNATIONAL TYPE SEE PAGE(S)	IEC 60320 TYPE SEE PAGE(S)	IEC 60309 TYPE SEE PAGE(S)
Afghanistan	UK2-15	17	34-41	42, 43
Albania	EU-2*		34-41	42, 43
Algeria	EU1-16	14, 15	34-41	42, 43
American Samoa	Nema 5-15	26-33	34-41	42, 43
Andorra	EU-2*		34-41	42, 43
Angola	EU-2*		34-41	42, 43
Anguilla	UK1-13	16	34-41	42, 43
Antigua and Barbuda	Nema 5-15	26-33	34-41	42, 43
Argentina	AR1-10	24	34-41	42, 43
Armenia	EU-2*		34-41	42, 43
Aruba	EU-2*		34-41	42, 43
Australia	<b>AU1-10, AU2-15</b>	18	34-41	42, 43
Austria	EU1-16	14, 15	34-41	42, 43
Azerbaijan	EU1-16	14, 15	34-41	42, 43
Bahamas	Nema 5-15	26-33	34-41	42, 43
Bahrain	UK1-13	16	34-41	42, 43
Bangladesh	UK2-15	17	34-41	42, 43
Barbados	Nema 5-15	26-33	34-41	42, 43
Belarus	EU1-16	14, 15	34-41	42, 43
Belgium	EU1-16	14, 15	34-41	42, 43
Belize	Nema 5-15	26-33	34-41	42, 43
Benin	UK2-15	17	34-41	42, 43
Bermuda	Nema 5-15	26-33	34-41	42, 43
Bhutan	EU-2*		34-41	42, 43
Bolivia	EU-2*		34-41	42, 43
Bosnia and Herzegovina	EU1-16	14, 15	34-41	42, 43
Botswana	<b>UK1-13, UK2-15</b>	16, 17	34-41	42, 43
Brazil	Nema 5-15	26-33	34-41	42, 43
British Virgin Islands	Nema 5-15	26-33	34-41	42, 43
Brunei	EU1-16	14, 15	34-41	42, 43
Bulgaria	EU1-16	14, 15	34-41	42, 43
Burma	<b>UK1-13, UK2-15</b>	16, 17	34-41	42, 43
Burundi	EU1-16	14, 15	34-41	42, 43
Cambodia	EU-2*		34-41	42, 43
Cameroon	EU1-16	14, 15	34-41	42, 43
Canada	Nema 5-15	26-33	34-41	42, 43
Cape Verde	EU1-16	14, 15	34-41	42, 43
Cayman Islands	Nema 5-15	26-33	34-41	42, 43
Central African Rep.	EU1-16	14, 15	34-41	42, 43
Chad	EU1-16	14, 15	34-41	42, 43
Chile	IT1-10	19	34-41	42, 43
China	<b>CH1-10, CH2-16</b>	25	34-41	42, 43
Columbia	Nema 5-15	26-33	34-41	42, 43
Comoros	EU1-16	14, 15	34-41	42, 43
Congo, Democratic Republic	EU1-16	14, 15	34-41	42, 43
Congo, Republic of the	EU-2*		34-41	42, 43

\*NOTE: EU-2 indicates various plug/receptacle configurations used in these countries. Contact sales office for assistance.



# WORLDWIDE PRODUCT SELECTION GUIDE - CORD SETS

COUNTRY	PLUG CONFIGURATION	INTERNATIONAL TYPE SEE PAGE(S)	IEC 60320 TYPE SEE PAGE(S)	IEC 60309 TYPE SEE PAGE(S)
Costa Rica	EU-2*		34-41	42, 43
Cote d'Ivoire	EU-2*		34-41	42, 43
Croatia	EU1-16	14, 15	34-41	42, 43
Cuba	NEMA 5-15	26-33	34-41	42, 43
Cyprus	UK1-13	16	34-41	42, 43
Czech Republic	EU1-16	14, 15	34-41	42, 43
Denmark	DE1-13	22	34-41	42, 43
Djibouti	EU1-16	14, 15	34-41	42, 43
Dominica	UK1-13	16	34-41	42, 43
Dominican Rep.	EU-2*		34-41	42, 43
Ecuador	Nema 5-15	26-33	34-41	42, 43
Egypt	EU1-16	14, 15	34-41	42, 43
El Salvador	Nema 5-15	26-33	34-41	42, 43
Equatorial Guinea	EU-2*		34-41	42, 43
Eritrea	EU1-16	14, 15	34-41	42, 43
Estonia	EU-2*		34-41	42, 43
Ethiopia	IT1-10	19	34-41	42, 43
Falkland Islands (Malvinas)	UK1-13	16	34-41	42, 43
Faroe Islands	EU-2*		34-41	42, 43
Fiji	AU1-10, AU2-15	18	34-41	42, 43
Finland	EU1-16	14, 15	34-41	42, 43
France	EU1-16	14, 15	34-41	42, 43
French Guiana	EU1-16	14, 15	34-41	42, 43
French Polynesia	EU-2*		34-41	42, 43
Gabon	EU1-16	14, 15	34-41	42, 43
Gambia	UK1-13	16	34-41	42, 43
Gaza Strip	EU-2*		34-41	42, 43
Georgia	EU1-16	14, 15	34-41	42, 43
Germany	EU1-16	14, 15	34-41	42, 43
Ghana	UK1-13, UK2-15	16, 17	34-41	42, 43
Gibraltar	UK1-13	16	34-41	42, 43
Greece	EU1-16	14, 15	34-41	42, 43
Greenland	EU1-16	14, 15	34-41	42, 43
Grenada	EU-2*		34-41	42, 43
Guadeloupe	EU1-16	14, 15	34-41	42, 43
Guam	Nema 5-15	26-33	34-41	42, 43
Guatemala	Nema 5-15	26-33	34-41	42, 43
Guinea	EU1-16	14, 15	34-41	42, 43
Guinea-Bissau	EU1-16	14, 15	34-41	42, 43
Guyana	Nema 5-15	26-33	34-41	42, 43
Haiti	Nema 5-15	26-33	34-41	42, 43
Honduras	Nema 5-15	26-33	34-41	42, 43
Hong Kong	UK1-13, UK2-15	16, 17	34-41	42, 43
Hungary	EU1-16	14, 15	34-41	42, 43
Iceland	EU1-16	14, 15	34-41	42, 43
India	UK2-15	17	34-41	42, 43

\*NOTE: EU-2 indicates various plug/receptacle configurations used in these countries. Contact sales office for assistance.



# WORLDWIDE PRODUCT SELECTION GUIDE - CORD SETS

COUNTRY	PLUG CONFIGURATION	INTERNATIONAL TYPE SEE PAGE(S)	IEC 60320 TYPE SEE PAGE(S)	IEC 60309 TYPE SEE PAGE(S)
Indonesia	EU1-16	14, 15	34-41	42, 43
Iran	EU-2*		34-41	42, 43
Iraq	UK1-13, UK2-15	16, 17	34-41	42, 43
Ireland	UK1-13	16	34-41	42, 43
Israel	IS1-16	21	34-41	42, 43
Italy	IT1-10, IT2-16	19	34-41	42, 43
Jamaica	Nema 5-15	26-33	34-41	42, 43
Japan	JA1-15	23	34-41	42, 43
Jordan	EU1-16	14, 15	34-41	42, 43
Kazakhstan	EU1-16	14, 15	34-41	42, 43
Kenya	UK1-13, UK2-15	16, 17	34-41	42, 43
Kiribati	EU-2*		34-41	42, 43
Korea, North	EU-2*		34-41	42, 43
Korea, South	EU1-16, Nema5-15	26-33, 14, 15	34-41	42, 43
Kuwait	UK1-13	16	34-41	42, 43
Kyrgyzstan	EU1-16	14, 15	34-41	42, 43
Laos	EU-2*		34-41	42, 43
Latvia	EU-2*		34-41	42, 43
Lebanon	EU-2*		34-41	42, 43
Lesotho	EU-2*		34-41	42, 43
Liberia	UK1-13	16	34-41	42, 43
Libya	IT1-10, IT2-16	19	34-41	42, 43
Liechtenstein	EU1-16	14, 15	34-41	42, 43
Lithuania	EU-2*		34-41	42, 43
Luxembourg	EU1-16	14, 15	34-41	42, 43
Macau	UK2-15	17	34-41	42, 43
Macedonia	EU1-16	14, 15	34-41	42, 43
Madagascar	EU1-16	14, 15	34-41	42, 43
Malawi	UK1-13	16	34-41	42, 43
Malaysia	UK1-13	16	34-41	42, 43
Maldives	UK2-15	17	34-41	42, 43
Mali	EU1-16	14, 15	34-41	42, 43
Malta	UK1-13	16	34-41	42, 43
Mariana Islands	Nema 5-15	26-33	34-41	42, 43
Marshall Islands	Nema 5-15	26-33	34-41	42, 43
Martinique	EU1-16	14, 15	34-41	42, 43
Mauritania	EU-2*		34-41	42, 43
Mauritius	UK1-13	16	34-41	42, 43
Mexico	Nema 5-15	26-33	34-41	42, 43
Micronesia	Nema 5-15	26-33	34-41	42, 43
Midway Islands	Nema 5-15	26-33	34-41	42, 43
Moldova	EU-2*		34-41	42, 43
Monaco	EU1-16	14, 15	34-41	42, 43
Mongolia	EU-2*		34-41	42, 43
Montserrat	EU1-16	14, 15	34-41	42, 43
Morocco	EU1-16	14, 15	34-41	42, 43

\*NOTE: EU-2 indicates various plug/receptacle configurations used in these countries. Contact sales office for assistance.





# WORLDWIDE PRODUCT SELECTION GUIDE - CORD SETS

COUNTRY	PLUG CONFIGURATION	INTERNATIONAL TYPE SEE PAGE(S)	IEC 60320 TYPE SEE PAGE(S)	IEC 60309 TYPE SEE PAGE(S)
Mozambique	EU1-16	14, 15	34-41	42, 43
Namibia	UK2-15	17	34-41	42, 43
Nauru	EU-2*		34-41	42, 43
Nepal	UK2-15	17	34-41	42, 43
Netherlands	EU1-16	14, 15	34-41	42, 43
Netherlands Antilles	EU1-16	14, 15	34-41	42, 43
New Caledonia	EU1-16	14, 15	34-41	42, 43
New Zealand	AU1-10, AU2-15	18	34-41	42, 43
Nicaragua	Nema 5-15	26-33	34-41	42, 43
Niger	EU-2*		34-41	42, 43
Nigeria	UK1-13, UK2-15	16, 17	34-41	42, 43
Northern Ireland	UK1-13	16	34-41	42, 43
Norway	EU1-16	14, 15	34-41	42, 43
Oman	UK1-13	16	34-41	42, 43
Pakistan	UK2-15	17	34-41	42, 43
Palau	Nema 5-15	26-33	34-41	42, 43
Panama	Nema 5-15	26-33	34-41	42, 43
Papua New Guinea	AU1-10, AU2-15	18	34-41	42, 43
Paraguay	EU-2*		34-41	42, 43
Peru	EU-2*		34-41	42, 43
Philippines	EU-2*		34-41	42, 43
Poland	EU1-16	14, 15	34-41	42, 43
Portugal	EU1-16	14, 15	34-41	42, 43
Puerto Rico	Nema 5-15	26-33	34-41	42, 43
Qatar	UK1-13	16	34-41	42, 43
Reunion	EU1-16	14, 15	34-41	42, 43
Romania	EU1-16	14, 15	34-41	42, 43
Russia	EU1-16	14, 15	34-41	42, 43
Rwanda	EU-2*		34-41	42, 43
St Helena	EU-2*		34-41	42, 43
St. Kits-Nevis	UK1-13	16	34-41	42, 43
St. Lucia	UK1-13	16	34-41	42, 43
St. Vincent	UK1-13	16	34-41	42, 43
Samoa	Nema 5-15	26-33	34-41	42, 43
San Marino	EU1-16	14, 15	34-41	42, 43
Sao Tome and Principe	EU-2*		34-41	42, 43
Saudi Arabia	UK1-13, NEMA 5-15	16, 26	34-41	42, 43
Senegal	EU1-16	14, 15	34-41	42, 43
Serbia and Montenegro	EU1-16	14, 15	34-41	42, 43
Seychelles	UK1-13	16	34-41	42, 43
Sierra Leone	UK1-13	16	34-41	42, 43
Singapore	UK1-13	16	34-41	42, 43
Slovakia	EU-2*		34-41	42, 43
Slovenia	EU1-16	14, 15	34-41	42, 43
Solomon Islands	EU-2*		34-41	42, 43
Somalia	EU-2*		34-41	42, 43

\*NOTE: EU-2 indicates various plug/receptacle configurations used in these countries. Contact sales office for assistance.



# WORLDWIDE PRODUCT SELECTION GUIDE - CORD SETS

COUNTRY	PLUG CONFIGURATION	INTERNATIONAL TYPE SEE PAGE(S)	IEC 60320 TYPE SEE PAGE(S)	IEC 60309 TYPE SEE PAGE(S)
So. Africa .....	UK2-15 .....	17 .....	34-41 .....	42, 43
Spain .....	EU1-16 .....	14, 15 .....	34-41 .....	42, 43
Sri Lanka .....	UK2-15 .....	17 .....	34-41 .....	42, 43
Sudan .....	UK1-13 .....	16 .....	34-41 .....	42, 43
Suriname .....	EU1-16 .....	14, 15 .....	34-41 .....	42, 43
Swaziland .....	UK2-15 .....	17 .....	34-41 .....	42, 43
Sweden .....	EU1-16 .....	14, 15 .....	34-41 .....	42, 43
Switzerland .....	<b>SW1-10, SW2-16</b> .....	20 .....	34-41 .....	42, 43
Syria .....	EU1-16 .....	14, 15 .....	34-41 .....	42, 43
Taiwan .....	Nema 5-15 .....	26-33 .....	34-41 .....	42, 43
Tajikistan .....	EU-2* .....	.....	34-41 .....	42, 43
Tanzania .....	UK1-13 .....	16 .....	34-41 .....	42, 43
Thailand .....	EU-2* .....	.....	34-41 .....	42, 43
Togo .....	EU1-16 .....	14, 15 .....	34-41 .....	42, 43
Tonga .....	EU-2* .....	.....	34-41 .....	42, 43
Trinidad & Tobago .....	Nema 5-15 .....	26-33 .....	34-41 .....	42, 43
Tunisia .....	EU1-16 .....	14, 15 .....	34-41 .....	42, 43
Turkey .....	EU1-16 .....	14, 15 .....	34-41 .....	42, 43
Turkmenistan .....	EU-2* .....	.....	34-41 .....	42, 43
Turks and Caicos Islands .....	Nema 5-15 .....	26-33 .....	34-41 .....	42, 43
Tuvalu .....	EU-2* .....	.....	34-41 .....	42, 43
Uganda .....	UK1-13 .....	16 .....	34-41 .....	42, 43
Ukraine .....	EU1-16 .....	14, 15 .....	34-41 .....	42, 43
United Arab Emirates .....	UK1-13 .....	16 .....	34-41 .....	42, 43
United Kingdom .....	UK1-13 .....	16 .....	34-41 .....	42, 43
United States .....	Nema 5-15 .....	26-33 .....	34-41 .....	42, 43
Uruguay .....	EU-2* .....	.....	34-41 .....	42, 43
Uzbekistan .....	EU-2* .....	.....	34-41 .....	42, 43
Vanuatu .....	EU-2* .....	.....	34-41 .....	42, 43
Venezuela .....	Nema 5-15 .....	26-33 .....	34-41 .....	42, 43
Vietnam .....	EU1-16 .....	14, 15 .....	34-41 .....	42, 43
Virgin Islands .....	Nema 5-15 .....	26-33 .....	34-41 .....	42, 43
Wake Island .....	Nema 5-15 .....	26-33 .....	34-41 .....	42, 43
Yemen .....	<b>UK1-13, UK2-15</b> .....	16, 17 .....	34-41 .....	42, 43
Zambia .....	UK1-13 .....	16 .....	34-41 .....	42, 43
Zimbabwe .....	UK1-13 .....	16 .....	34-41 .....	42, 43

\* EU-2 indicates that various plug/receptacle configurations are used in these countries. Contact sales office for assistance.

**NOTE:** The primary configuration for each country is listed *FIRST* in the above tables.

Example ..... Primary, Secondary  
Yemen ..... **UK1-13, UK2-15**

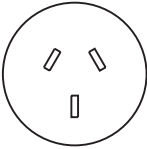

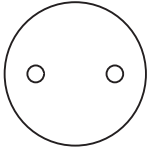

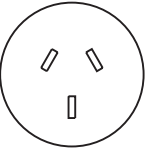


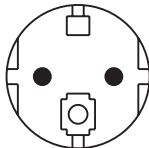


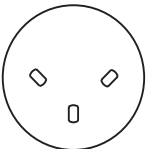

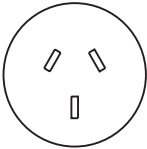

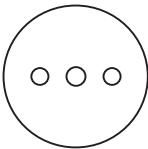



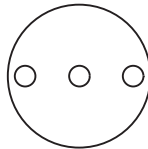





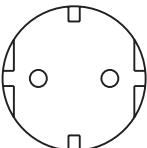
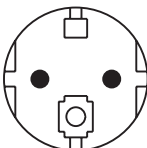
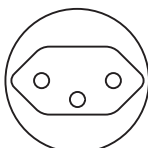

The primary configuration represents the preponderance of usage in that country. In some countries the CLASS 2 (UK2-15 TYPE) is the primary configuration. When this occurs, the configuration is listed first in the above tables.

**The information and recommendations presented here were compiled from a large number of sources. There is consequently some possibility of error or omissions for which International Configurations, Inc. cannot assume responsibility. The information presented here should not be taken as final in the case of industrial or highly specialized commercial installations.**



# CONFIGURATION CHART - CORD SETS

## International Plugs and Receptacles

CONFIGURATION		RATING	CONFIGURATION		RATING
RECEPTACLE	PLUG		RECEPTACLE	PLUG	
		<b>10 Ampere 250 Volt Argentinian</b> Receptacle and plug. Polarized. (IRAM 2073)			<b>2.5 Ampere 250 Volt</b> Plug with 4.0 mm diameter pins. (CEE 7/16) Mates with European 4.0 and 4.8 mm receptacles.
AR1-10R	AR1-10P	<b>PAGE 24</b>	EUROPLUG		<b>PAGES 14, 15, 19, 20, 21, 22</b>
		<b>10 Ampere 250 Volt Australian</b> Receptacle and plug. Polarized. (AS / NZS 3112 2000)			<b>16 Ampere 250 Volt French</b> Receptacle grounding pin polarizes CEE 7-7 plug. 4.8 mm Pins.
AU1-10R	AU1-10P	<b>PAGE 18</b>	FR1-16R	EU1-16P	<b>PAGES 14, 15</b>
		<b>15 Ampere 250 Volt Australian</b> Receptacle and plug. Polarized. (AS / NZS 3112 2000) NOTE: Receptacle also accepts AU1-10P (10 Ampere 250 Volt) plug.			<b>16 Ampere 250 Volt Israeli</b> Receptacle and plug. Polarized. (SI 32)
AU2-15R	AU2-15P	<b>PAGE 18</b>	IS1-16R	IS1-16P	<b>PAGE 21</b>
		<b>10 Ampere 250 Volt Chinese</b> Receptacle and plug. Polarized. (GB 2009.1-1996, GB 1002-1996, GB 11918-89)			<b>10 Ampere 250 Volt Italian</b> Receptacle and plug. Non-Polarized. 4.0 mm Pins. (CEI 23-16 / VII 1971)
CH1-10R	CH1-10P	<b>PAGE 25</b>	IT1-10R	IT1-10P	<b>PAGE 19</b>
		<b>16 Ampere 250 Volt Chinese</b> Receptacle and plug. Polarized. (GB 2009.1-1996, GB 1002-1996, GB 11918-89)			<b>16 Ampere 250 Volt Italian</b> Receptacle and plug. Non-Polarized. 5.0 mm Pins. (CEI 23-16 / VII 1971)
CH2-16R	CH2-16P	<b>PAGE 25</b>	IT2-16R	IT2-16P	<b>PAGE 19</b>
		<b>13 Ampere 250 Volt Danish (Formerly 10 Amp)</b> Receptacle and plug. Polarized. (AFS/NIT 107-2-D1)			<b>15 Ampere 125 Volt Japanese</b> Receptacle and plug. Polarized. (JIS 8303)
DE1-13R	DE1-13P	<b>PAGE 22</b>	JA1-15R	JA1-15P	<b>PAGE 23</b>
		<b>16 Ampere 250 Volt European "SCHUKO"</b> Receptacle and plug. Non-Polarized. 4.8 mm Pins. Receptacle CEE 7. Plug CEE 7-7.			<b>10 Ampere 250 Volt Swiss</b> Receptacle and plug. Polarized. 4.0 mm Pins. (SEV 1011. 1959)
EU1-16R	EU1-16P	<b>PAGES 14, 15</b>	SW1-10R	SW1-10P	<b>PAGE 20</b>



# CONFIGURATION CHART

## International Plugs and Receptacles

CONFIGURATION			CONFIGURATION		
RECEPTACLE	PLUG	RATING	RECEPTACLE	PLUG	RATING
		<b>13 Ampere 250 Volt United Kingdom</b> Receptacle and fused plug. Polarized. (BS 1363A)			<b>15 Ampere 250 Volt United Kingdom</b> Receptacle and plug. Polarized. (BS 546A) <small>NOTE: Interchangeable with South Africa receptacle and plug. Rated 16 Ampere 250 Volt.</small>
UK1-13R	UK1-13P	<a href="#">PAGE 16</a>	UK2-15R	UK2-15P	<a href="#">PAGE 17</a>

# CONFIGURATION CHART

## NEMA Plugs and Receptacles





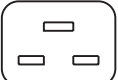

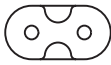



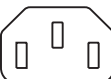





CONFIGURATION			CONFIGURATION		
RECEPTACLE	PLUG	RATING	RECEPTACLE	PLUG	RATING
		<b>15 Ampere 125 Volt USA &amp; Canada</b> Receptacle and plug. Polarized. (UL 498)			<b>15 Ampere 250 Volt USA &amp; Canada</b> Locking receptacle and plug. Polarized. (UL 498)
NEMA 5-15R	NEMA 5-15P	<a href="#">PAGES 26, 27</a>	NEMA L6-15R	NEMA L6-15P	<a href="#">PAGE 31</a>
		<b>15 Ampere 250 Volt USA &amp; Canada</b> Receptacle and plug. Polarized. (UL 498)			<b>20 Ampere 125 Volt USA &amp; Canada</b> Locking receptacle and plug. Polarized. (UL 498)
NEMA 6-15R	NEMA 6-15P	<a href="#">PAGES 26, 29</a>	NEMA L5-20R	NEMA L5-20P	<a href="#">PAGES 32, 33</a>
		<b>20 Ampere 125 Volt USA</b> Receptacle and plug. <b>Canada - Plug only.</b> Polarized. (UL 498)			<b>20 Ampere 250 Volt USA &amp; Canada</b> Locking receptacle and plug. Polarized. (UL 498)
NEMA 5-20R	NEMA 5-20P	<a href="#">PAGES 28, 30</a>	NEMA L6-20R	NEMA L6-20P	<a href="#">PAGES 32, 33</a>
		<b>20 Ampere 250 Volt USA</b> Receptacle and plug. <b>Canada - Plug only.</b> Polarized. (UL 498)			<b>30 Ampere 125 Volt USA &amp; Canada</b> Locking receptacle and plug. Polarized. (UL 498)
NEMA 6-20R	NEMA 6-20P	<a href="#">PAGES 28, 30</a>	NEMA L5-30R	NEMA L5-30P	<a href="#">PAGE 33</a>
		<b>15 Ampere 125 Volt USA &amp; Canada</b> Locking receptacle and plug. Polarized. (UL 498)			<b>30 Ampere 250 Volt USA &amp; Canada</b> Locking receptacle and plug. Polarized. (UL 498)
NEMA L5-15R	NEMA L5-15P	<a href="#">PAGE 31</a>	NEMA L6-30R	NEMA L6-30P	<a href="#">PAGE 33</a>





# CONFIGURATION CHART









## IEC 60320 Plugs and Receptacles

CONFIGURATION			CONFIGURATION		
RECEPTACLE	PLUG	RATING	RECEPTACLE	PLUG	RATING
 IEC 60320, C-13	 IEC 60320, C-14	15 Ampere 250 Volt UL / CSA 10 Ampere 250 Volt International <b>PAGES 34, 35, 36, 37</b>	 IEC 60320, C-5	 IEC 60320, C-6	2.5 Ampere 250 Volt UL / CSA 2.5 Ampere 250 Volt International <b>PAGES 14-26</b>
 IEC 60320, C-19	 IEC 60320, C-20	20 Ampere 250 Volt UL / CSA 16 Ampere 250 Volt International <b>PAGES 38, 39, 40</b>	 IEC 60320, C-7	 IEC 60320, C-8	2.5 Ampere 250 Volt UL / CSA 2.5 Ampere 250 Volt International <b>PAGES 14-26</b>
 IEC 60320, C-15	 IEC 60320, C-14	15 Ampere 250 Volt UL / CSA 10 Ampere 250 Volt International <b>PAGES 35*, 36*</b>	 IEC 60320, C-13	 IEC 60320, C-18	15 Ampere 250 Volt UL / CSA 10 Ampere 250 Volt International <b>PAGE 37</b>
 IEC 60320, C-15	 IEC 60320, C-16		 IEC 60320, C-17	 IEC 60320, C-18	

\* See footnotes on product page



# CONFIGURATION CHART

## IEC 60309 Plugs and Receptacles

CONFIGURATION			CONFIGURATION		
RECEPTACLE	PLUG	RATING	RECEPTACLE	PLUG	RATING
 IEC 60309 4H-R	 IEC 60309 4H-P	20 Ampere 125 Volt UL / CSA <b>PAGE 42</b>	 IEC 60309 4H-R	 IEC 60309 4H-P	30 Ampere 125 Volt UL / CSA <b>PAGE 43</b>
 IEC 60309 6H-R	 IEC 60309 6H-P	20 Ampere 250 Volt UL / CSA 16 Ampere 230 Volt European "CE" Mark, VDE <b>PAGE 42</b>	 IEC 60309 6H-R	 IEC 60309 6H-P	30 Ampere 250 Volt UL / CSA 32 Ampere 230 Volt European "CE" Mark, VDE <b>PAGE 43</b>

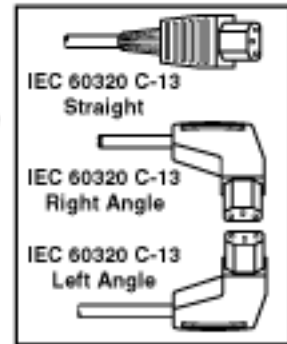


# EUROPEAN "SCHUKO" CORD SETS & POWER CORDS

16 Ampere 250 Volt, 2 Pole 3 Wire Grounding .....	EU1-16P		16 A / 250 V
2.5 Ampere 250 Volt, 2 Pole 2 Wire .....	Europlug		2.5 A / 250 V

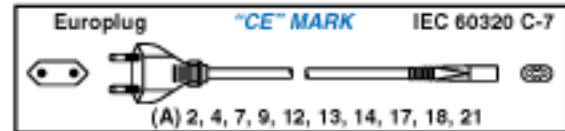
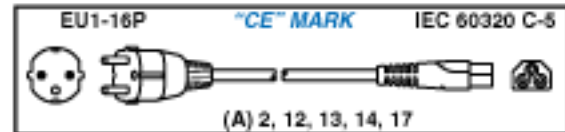
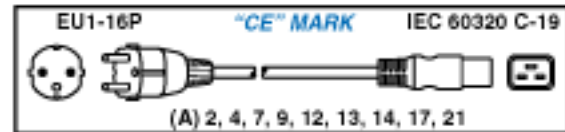
## General Specification Data

<b>Conductor Color Code:</b>	Brown, Blue, Green/Yellow (3 wire); Brown, Blue (2 wire)
<b>Plug Standards:</b>	CEE 7-7, CEE 7/16 (Non-Polarized)
<b>Conductor Size / Rating:</b>	0.75 mm <sup>2</sup> @ 6 Ampere, 1.0 mm <sup>2</sup> @ 10 Ampere, 1.5 mm <sup>2</sup> @ 16 Ampere
<b>Jacket O.D. (Approx.):</b>	6.4 mm = 3 x 0.75 mm <sup>2</sup> , 7.2 mm = 3 x 1.0 mm <sup>2</sup> , 8.3 mm = 3 x 1.5 mm <sup>2</sup>
<b>Material:</b>	PVC, Jacket Color Black, Temperature 70°C.
<b>Connector Standards:</b>	IEC 60320 (320) C-13, C-19, C-5, C-7, C-15
<b>Cordage Standards:</b>	H05VV-F3G, H03VV-F3, H03VV-H2, H05VV-H2, H05VV-F2, CENELEC HD-21 (HAR)
<b>Cord Set Length:</b>	2.5 meters/8'-2", 1.8 meters/6'



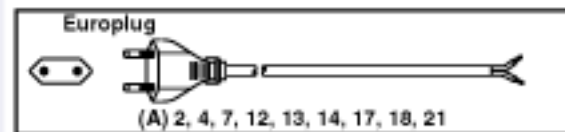
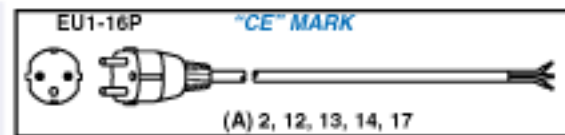
## Power Cord - Detachable Cord Sets

Catalog #	Rating	Description	Length	Approvals
81131	10 A 250 V	Straight C-13 connector	2.5 m	22 and (A)
81131-LA	10 A 250 V	Left angle C-13 connector	2.5 m	22 and (A)
81131-RA	10 A 250 V	Right angle C-13 connector	2.5 m	22 and (A)
Cordage - H05VV-F3G 1.0 mm <sup>2</sup>				
80101	16 A 250 V	Straight C-19 connector	2.5 m	22 and (A)
80101-LA	16 A 250 V	Left angle C-19 connector	2.5 m	22 and (A)
80101-RA	16 A 250 V	Right angle C-19 connector	2.5 m	22 and (A)
Cordage - H05VV-F3G 1.5 mm <sup>2</sup>				
81950	2.5 A 250 V	Straight C-5 connector	1.8 m	22 and (A)
Cordage - H03VV-F3 0.75 mm <sup>2</sup>				
81900	2.5 A 250 V	Straight C-7 connector	1.8 m	22 and (A)
Cordage - H03VV-H2 0.75 mm <sup>2</sup>				



## Power Supply Cords

Catalog #	Rating	Description	Conductors	Length	Approvals
81010	6 A 250 V	Straight plug	0.75 mm <sup>2</sup>	2.5 m	22 and (A)
81040 <sup>(1)</sup>	10 A 250 V	Straight plug	1.0 mm <sup>2</sup>	2.5 m	22 and (A)
81070	16 A 250 V	Straight plug	1.5 mm <sup>2</sup>	2.5 m	22 and (A)
Cordage - H05VV-F3G					
90400	2.5 A 250 V	6.4 mm diameter cord		1.8 m	22 and (A)
Cordage - H05VV-F2 0.75 mm <sup>2</sup>					
90200	2.5 A 250 V	3.4 x 5.6 oval cord		1.8 m	22 and (A)
Cordage - H03VV-H2F2 0.75 mm <sup>2</sup>					



### (1) Catalog #90100 non-grounding, 2 wire type available

- Black standard color. White and gray available.
- Custom lengths and shielded cords available.
- Various terminals, custom stripping, hanked cords available.
- IEC 60320 C-15 120°C type connector available on some models.

**Approvals:** 1.ASTA 2.CEBEC 3.CSA 4.DEMKO 5.PSE 6.DFT 7.FI 8.GS 9.IMQ 10.JET 11.JIS 12.KEMA 13.NEMKO 14.OVE 15.SAA 16.SABS 17.SEMKO 18.SEV 19.SII 20.UL, C-UL 21.UTE 22.VDE 23.ISO 24.CCC 25.IRAM 26.BSI



## EUROPEAN "SCHUKO" CORD SETS & POWER CORDS

16 Ampere 250 Volt, 2 Pole 3 Wire Grounding ..... EU1-16P



16 A / 250 V

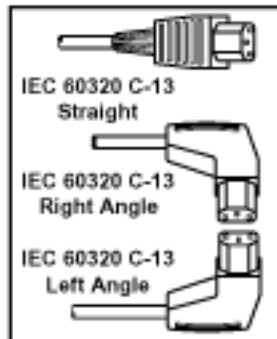
2.5 Ampere 250 Volt, 2 Pole 2 Wire ..... Europlug



2.5 A / 250 V

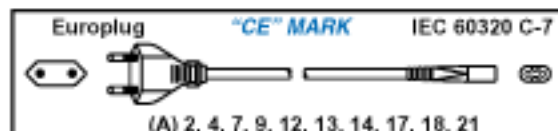
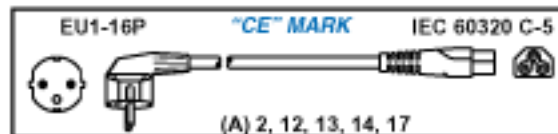
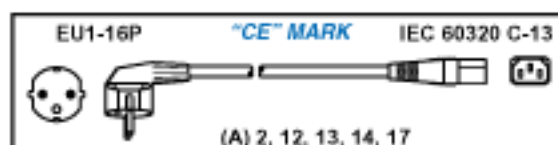
### General Specification Data

<b>Conductor Color Code:</b>	Brown, Blue, Green/Yellow (3 wire); Brown, Blue (2 wire)
<b>Plug Standards:</b>	CEE 7-7, CEE 7/16 (Non-Polarized)
<b>Conductor Size / Rating:</b>	0.75 mm <sup>2</sup> @ 6 Ampere, 1.0 mm <sup>2</sup> @ 10 Ampere, 1.5 mm <sup>2</sup> @ 16 Ampere
<b>Jacket O.D. (Approx.):</b>	6.4 mm = 3 x 0.75 mm <sup>2</sup> , 7.2 mm = 3 x 1.0 mm <sup>2</sup> , 8.3 mm = 3 x 1.5 mm <sup>2</sup>
<b>Material:</b>	PVC, Jacket Color Black, Temperature 70°C.
<b>Connector Standards:</b>	IEC 60320 (320) C-13, C-19, C-5, C-7, C-15
<b>Cordage Standards:</b>	H05VV-F3G, H03VV-F3, H03VV-H2, H05VV-H2, H05VV-F2, CENELEC HD-21 (HAR)
<b>Cord Set Length:</b>	2.5 meters/8'-2", 1.8 meters/6'



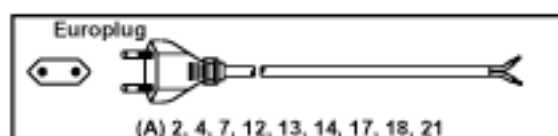
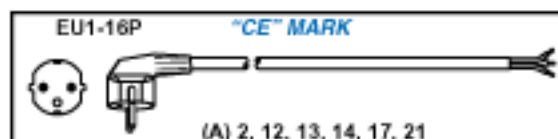
### Power Cord - Detachable Cord Sets

Catalog #	Rating	Description	Length	Approvals
81641 <sup>(1)</sup>	10 A 250 V	Straight C-13 connector	2.5 m	22 and (A)
81641-LA <sup>(1)</sup>	10 A 250 V	Left angle C-13 connector	2.5 m	22 and (A)
81641-RA <sup>(1)</sup>	10 A 250 V	Right angle C-13 connector	2.5 m	22 and (A)
Cordage - H05VV-F3G 1.0 mm <sup>2</sup>				
80151	16 A 250 V	Straight C-19 connector	2.5 m	22 and (A)
80151-LA	16 A 250 V	Left angle C-19 connector	2.5 m	22 and (A)
80151-RA	16 A 250 V	Right angle C-19 connector	2.5 m	22 and (A)
Cordage - H05VV-F3G 1.5 mm <sup>2</sup>				
81953	2.5 A 250 V	Straight C-5 connector	1.8 m	22 and (A)
Cordage - H03VV-F3 0.75 mm <sup>2</sup>				
81900	2.5 A 250 V	Straight C-7 connector	1.8 m	22 and (A)
Cordage - H03VV-H2 0.75 mm <sup>2</sup>				



### Power Supply Cords

Catalog #	Rating	Description	Conductors	Length	Approvals
81520 <sup>(1)</sup>	6 A 250 V	Angle plug	0.75 mm <sup>2</sup>	2.5 m	22 and (A)
81550 <sup>(1)</sup>	10 A 250 V	Angle plug	1.0 mm <sup>2</sup>	2.5 m	22 and (A)
81580 <sup>(1)</sup>	16 A 250 V	Angle plug	1.5 mm <sup>2</sup>	2.5 m	22 and (A)
Cordage - H05VV-F3G					
90400	2.5 A 250 V	6.4 mm diameter cord		1.8 m	22 and (A)
Cordage - H05VV-F2 0.75 mm <sup>2</sup>					
90200	2.5 A 250 V	3.4 x 5.6 oval cord		1.8 m	22 and (A)
Cordage - H03VV-H2F2 0.75 mm <sup>2</sup>					



(1) Add suffix "-RUS" for Russia. Plug has 4.0 mm size pins.

- Black standard color. White and gray available.
- Custom lengths and shielded cords available.
- Various terminals, custom stripping, hanked cords available.
- IEC 60320 C-15 120°C type connector available on some models.

Approvals: 1.ASTA 2.CEBEC 3.CSA 4.DEMKO 5.PSE 6.DFT 7.FI 8.GS 9.IMQ 10.JET 11.JIS 12.KEMA 13.NEMKO 14.OVE 15.SAA 16.SABS 17.SEMKO 18.SEV 19.SII 20.UL C-UL 21.UTE 22.VDE 23.ISO 24.CCC 25.IRAM 26.BSI



International Configurations, Inc. • P.O. Box 3374 • Enfield, Connecticut 06083 • TEL (860) 749-6380 • FAX (860) 749-2985  
InternationalConfig.com • Sales@InternationalConfig.com

© 2009 International Configurations, Inc. Entire contents of this catalog copyrighted.

# UNITED KINGDOM (BS 1363A) CORD SETS & POWER CORDS

13 Ampere 250 Volt, 2 Pole 3 Wire Grounding ..... UK1-13P



13 A / 250 V

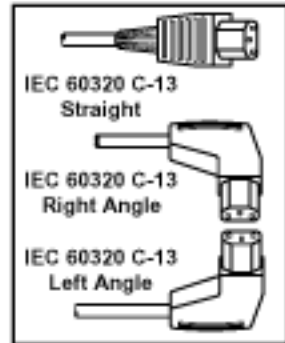
2.5 Ampere 250 Volt, 2 Pole 2 Wire .....



2.5 A / 250 V

## General Specification Data

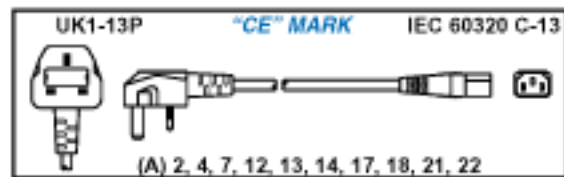
<b>Conductor Color Code:</b>	Brown, Blue, Green/Yellow (3 wire); Brown, Blue (2 wire)
<b>Plug Standards:</b>	BS 1363A, Fused 13 Ampere, 10 Ampere, 5 Ampere, 3 Ampere
<b>Conductor Size / Rating:</b>	0.75 mm <sup>2</sup> @ 6 Ampere, 1.0 mm <sup>2</sup> @ 10 Ampere, 1.5 mm <sup>2</sup> @ 16 Ampere
<b>Jacket O.D. (Approx.):</b>	6.4 mm = 3 x 0.75 mm <sup>2</sup> , 7.2 mm = 3 x 1.0 mm <sup>2</sup> , 8.3 mm = 3 x 1.5 mm <sup>2</sup>
<b>Material:</b>	PVC, Jacket Color Black, Temperature 70°C.
<b>Connector Standards:</b>	IEC 60320 (320) C-13, C-19, C-5, C-7, C-15
<b>Cordage Standards:</b>	H05VV-F3G, H03VV-F3, H03VV-H2, H05VV-H2, H05VV-F2, CENELEC HD-21 (HAR)
<b>Cord Set Length:</b>	2.5 meters/8'-2", 1.8 meters/6'



## Power Cord - Detachable Cord Sets

Catalog #	Rating	Description	Length	Approvals
83221	10 A 250 V	Straight C-13 connector	2.5 m	26 and (A)
83221-LA	10 A 250 V	Left angle C-13 connector	2.5 m	26 and (A)
83221-RA	10 A 250 V	Right angle C-13 connector	2.5 m	26 and (A)

Cordage - H05VV-F3G 1.0 mm<sup>2</sup>. Plug contains BS 1362 13 ampere fuse. Available with 3, 5, 10 ampere fuse.



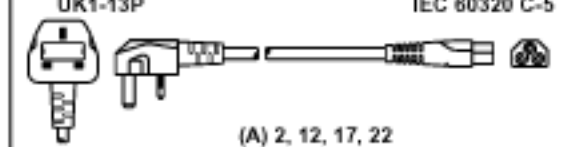
80201	13 A 250 V	Straight C-19 connector	2.5 m	26 and (A)
80201-LA	13 A 250 V	Left angle C-19 connector	2.5 m	26 and (A)
80201-RA	13 A 250 V	Right angle C-19 connector	2.5 m	26 and (A)

Cordage - H05VV-F3G 1.5 mm<sup>2</sup>. Plug contains BS 1362 13 ampere fuse. Available with 3, 5, 10 ampere fuse.



83950	2.5 A 250 V	Straight C-5 connector	1.8 m	26 and (A)
-------	-------------	------------------------	-------	------------

Cordage - H03VV-F3 0.75 mm<sup>2</sup>. Plug contains BS 1362 3 ampere fuse.



83900	2.5 A 250 V	Straight C-7 connector	1.8 m	26 and (A)
-------	-------------	------------------------	-------	------------

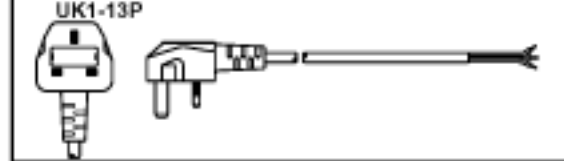
Cordage - H03VV-H2 0.75 mm<sup>2</sup>. Plug contains BS 1362 3 ampere fuse.



## Power Supply Cords

Catalog #	Rating	Description	Conductors	Length	Approvals
83040 <sup>(1)</sup>	6 A 250 V	Angle plug	0.75 mm <sup>2</sup>	2.5 m	26
83070 <sup>(2)</sup>	10 A 250 V	Angle plug	1.0 mm <sup>2</sup>	2.5 m	26
83100 <sup>(3)</sup>	13 A 250 V	Angle plug	1.5 mm <sup>2</sup>	2.5 m	26

Cordage - H05VV-F3G  
Plug contains BS 1362 fuse: (1) 5 ampere (2) 10 ampere (3) 13 ampere



- Black standard color. White and gray available.
- Custom lengths and shielded cords available.
- Various terminals, custom stripping, hanked cords available.
- IEC 60320 C-15 120°C type connector available on some models.

**Approvals:** 1.ASTA 2.CEBC 3.CSA 4.DEMKO 5.PSE 6.DFT 7.FI 8.GS 9.IMQ 10.JET 11.JIS 12.KEMA 13.NEMKO 14.OVE 15.SAA 16.SABS 17.SEMKO 18.SEV 19.SII 20.UL, C-UL 21.UTE 22.VDE 23.ISO 24.CCC 25.IRAM 26.BSI





## UNITED KINGDOM (BS 546A) CORD SETS & POWER CORDS

15 Ampere 250 Volt, 2 Pole 3 Wire Grounding ..... UK2-15P



15 A / 250 V

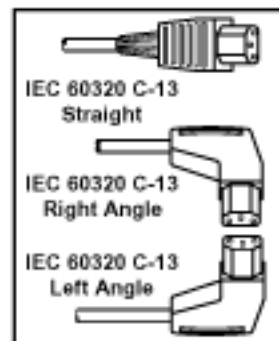
2.5 Ampere 250 Volt, 2 Pole 2 Wire.....



2.5 A / 250 V

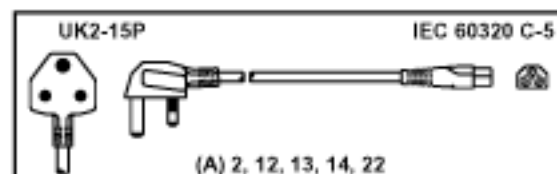
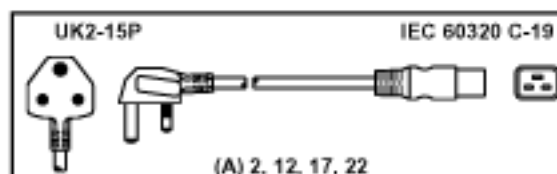
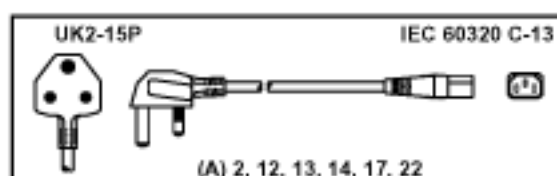
### General Specification Data

<b>Conductor Color Code:</b>	Brown, Blue, Green/Yellow (3 wire); Brown, Blue (2 wire)
<b>Plug Standards:</b>	BS 546A
<b>Conductor Size / Rating:</b>	0.75 mm <sup>2</sup> @ 6 Ampere, 1.0 mm <sup>2</sup> @ 10 Ampere, 1.5 mm <sup>2</sup> @ 16 Ampere
<b>Jacket O.D. (Approx.):</b>	6.4 mm = 3 x 0.75 mm <sup>2</sup> , 7.2 mm = 3 x 1.0 mm <sup>2</sup> , 8.3 mm = 3 x 1.5 mm <sup>2</sup>
<b>Material:</b>	PVC, Jacket Color Black, Temperature 70°C.
<b>Connector Standards:</b>	IEC 60320 (320) C-13, C-19, C-5, C-7, C-15
<b>Cordage Standards:</b>	H05VV-F3G, H03VV-F3, H03VV-H2, H05VV-H2, H05VV-F2, CENELEC HD-21 (HAR)
<b>Cord Set Length:</b>	2.5 meters/8'-2", 1.8 meters/6'



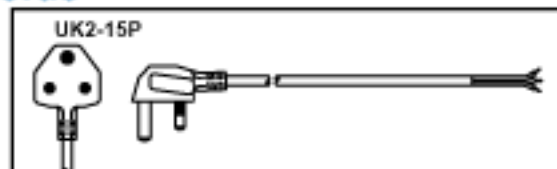
### Power Cord - Detachable Cord Sets

Catalog #	Rating	Description	Length	Approvals
87101	10 A 250 V	Straight C-13 connector	2.5 m	16 and (A)
87101-LA	10 A 250 V	Left angle C-13 connector	2.5 m	(A)
87101-RA	10 A 250 V	Right angle C-13 connector	2.5 m	(A)
		Cordage - H05VV-F3G 1.0 mm <sup>2</sup>		
80251	15 A 250 V	Straight C-19 connector	2.5 m	16 and (A)
80251-LA	15 A 250 V	Left angle C-19 connector	2.5 m	(A)
80251-RA	15 A 250 V	Right angle C-19 connector	2.5 m	(A)
		Cordage - H05VV-F3G 1.5 mm <sup>2</sup>		
87950	2.5 A 250 V	Straight C-5 connector	1.8 m	(A)
		Cordage - H03VV-F3 0.75 mm <sup>2</sup>		
86900	2.5 A 250 V	Straight C-7 connector	1.8 m	(A)
		Cordage - H03VV-H2 0.75 mm <sup>2</sup>		



### Power Supply Cords

Catalog #	Rating	Description	Conductors	Length	Approvals
87010	6 A 250 V	Angle plug	0.75 mm <sup>2</sup>	2.5 m	-----
87040	10 A 250 V	Angle plug	1.0 mm <sup>2</sup>	2.5 m	16
87070	15 A 250 V	Angle plug	1.5 mm <sup>2</sup>	2.5 m	16
		Cordage - H05VV-F3G			



- Black standard color. White and gray available.
- Custom lengths and shielded cords available.
- Various terminals, custom stripping, hanked cords available.
- IEC 60320 C-15 120°C type connector available on some models.

**Approvals:** 1.ASTA 2.CEBEC 3.CSA 4.DEMKO 5.PSE 6.DFT 7.FI 8.GS 9.IMQ 10.JET 11.JIS 12.KEMA 13.NEMKO 14.OVE 15.SAA 16.SABS 17.SEMKO 18.SEV 19.SII 20.UL, C-UL 21.UTE 22.VDE 23.ISO 24.CCC 25.IRAM 26.BSI



International Configurations, Inc. • P.O. Box 3374 • Enfield, Connecticut 06083 • TEL (860) 749-6380 • FAX (860) 749-2985  
InternationalConfig.com • Sales@InternationalConfig.com

© 2009 International Configurations, Inc. Entire contents of this catalog copyrighted.

## AUSTRALIAN CORD SETS & POWER CORDS

10 Ampere 250 Volt, 2 Pole 3 Wire Grounding ..... AU1-10P



10 A / 250 V

15 Ampere 250 Volt, 2 Pole 3 Wire Grounding ..... AU2-15P



15 A / 250 V

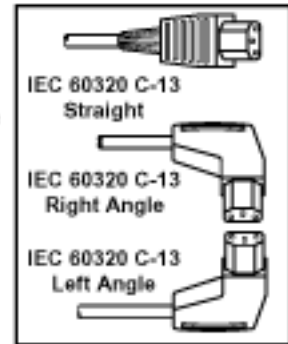
2.5 Ampere 250 Volt, 2 Pole 2 Wire.....



2.5 A / 250 V

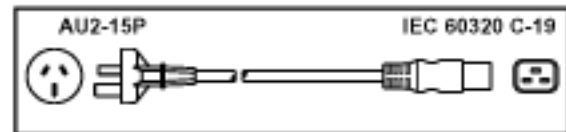
### General Specification Data

<b>Conductor Color Code:</b>	Brown, Blue, Green/Yellow (3 wire); Brown, Blue (2 wire)
<b>Plug Standards:</b>	AS/NZS 3112 (Insulated line/neutral blades)
<b>Conductor Size / Rating:</b>	0.75 mm <sup>2</sup> @ 6 Ampere, 1.0 mm <sup>2</sup> @ 10 Ampere, 1.5 mm <sup>2</sup> @ 16 Ampere
<b>Jacket O.D. (Approx.):</b>	6.4 mm = 3 x 0.75 mm <sup>2</sup> , 7.2 mm = 3 x 1.0 mm <sup>2</sup> , 8.3 mm = 3 x 1.5 mm <sup>2</sup>
<b>Material:</b>	PVC, Jacket Color Black, Temperature 70°C.
<b>Connector Standards:</b>	IEC 60320 (320) C-13, C-19, C-5, C-7, C-15
<b>Cordage Standards:</b>	H05VV-F3G, H03VV-F3, H03VV-H2, H05VV-H2, H05VV-F2, CENELEC HD-21 (HAR)
<b>Cord Set Length:</b>	2.5 meters/8'-2", 1.8 meters/6'



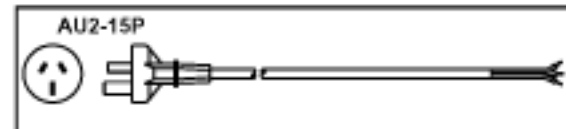
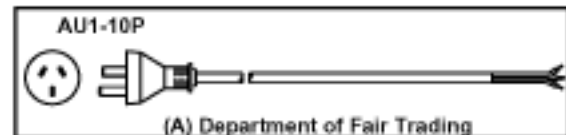
### Power Cord - Detachable Cord Sets

Catalog #	Rating	Description	Length	Approvals
84161 <sup>(1)</sup>	10 A 250 V	Straight C-13 connector	2.5 m	6 and (A)
84161-LA <sup>(1)</sup>	10 A 250 V	Left angle C-13 connector	2.5 m	6 and (A)
84161-RA <sup>(1)</sup>	10 A 250 V	Right angle C-13 connector	2.5 m	6 and (A)
		Cordage - H05VV-F3G 1.0 mm <sup>2</sup>		
80301	15 A 250 V	Straight C-19 connector	2.5 m	6
		Cordage - GTSA 1.5 mm <sup>2</sup>		
80301-C13	15 A 250 V	Straight AU2-15P plug	2.5 m	
		Straight IEC 60320 C-13 connector		
		Cordage - GTSA 1.5 mm <sup>2</sup>		
84950	2.5 A 250 V	Straight C-5 connector	1.8 m	6 and (A)
		Cordage - H03VV-F3 0.75 mm <sup>2</sup>		
84900	2.5 A 250 V	Straight C-7 connector	1.8 m	6 and (A)
		Cordage - H03VV-H2 0.75 mm <sup>2</sup>		



### Power Supply Cords

Catalog #	Rating	Description	Conductors	Length	Approvals
84010 <sup>(1)</sup>	6 A 250 V	Straight plug	0.75 mm <sup>2</sup>	2.5 m	6 and (A)
84040 <sup>(1)</sup>	10 A 250 V	Straight plug	1.0 mm <sup>2</sup>	2.5 m	6 and (A)
		Cordage - H05VV-F3G			
82070	15 A 250 V	Straight plug	1.5 mm <sup>2</sup>	2.5 m	Pending
		Cordage - H05VV-F3G			






(1) Denotes cord is available with clear hospital type plug. Add suffix "-CL" to Catalog Number.

- Black standard color. White and gray available.
- Various terminals, custom stripping, hanked cords available.
- Custom lengths and shielded cords available.
- IEC 60320 C-15 120°C type connector available on some models.

Approvals: 1.ASTA 2.CEBC 3.CSA 4.DEMKO 5.PSE 6.DFT 7.FI 8.GS 9.IMQ 10.JET 11.JIS 12.KEMA 13.NEMKO 14.OVE 15.SAA 16.SABS 17.SEMKO 18.SEV 19.SII 20.UL, C-UL 21.UTE 22.VDE 23.ISO 24.CCC 25.IRAM 26.BSI

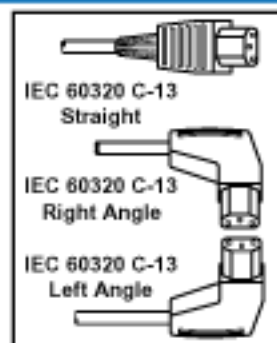


## ITALIAN CORD SETS & POWER CORDS

10 Ampere 250 Volt, 2 Pole 3 Wire Grounding .....	IT1-10P		10 A / 250 V
16 Ampere 250 Volt, 2 Pole 3 Wire Grounding .....	IT2-16P		16 A / 250 V
2.5 Ampere 250 Volt, 2 Pole 2 Wire .....	Europlug		2.5 A / 250 V

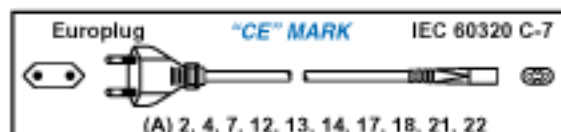
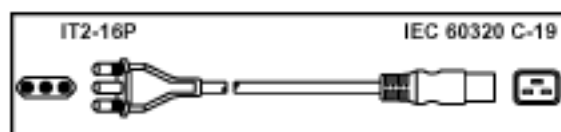
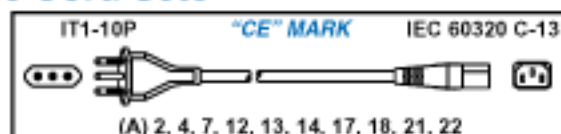
### General Specification Data

Conductor Color Code:	Brown, Blue, Green/Yellow (3 wire); Brown, Blue (2 wire)
Plug Standards:	CEI 23-16/VII, CEE 7/16 (Non-Polarized)
Conductor Size / Rating:	0.75 mm <sup>2</sup> @ 6 Ampere, 1.0 mm <sup>2</sup> @ 10 Ampere, 1.5 mm <sup>2</sup> @ 16 Ampere
Jacket O.D. (Approx.):	6.4 mm = 3 x 0.75 mm <sup>2</sup> , 7.2 mm = 3 x 1.0 mm <sup>2</sup> , 8.3 mm = 3 x 1.5 mm <sup>2</sup>
Material:	PVC, Jacket Color Black, Temperature 70°C.
Connector Standards:	IEC 60320 (320) C-13, C-19, C-5, C-7, C-15
Cordage Standards:	H05VV-F3G, H03VV-F3, H03VV-H2, H05VV-H2, H05VV-F2, CENELEC HD-21 (HAR)
Cord Set Length:	2.5 meters/8'-2", 1.8 meters/6'



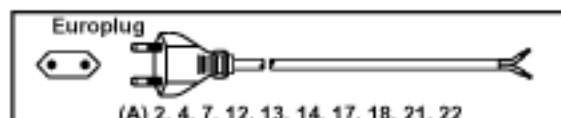
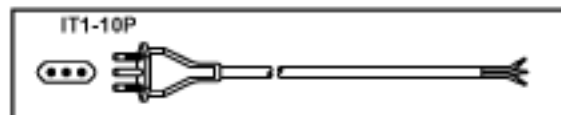
### Power Cord - Detachable Cord Sets

Catalog #	Rating	Description	Length	Approvals
86071	10 A 250 V	Straight C-13 connector	2.5 m	9 and (A)
86071-LA	10 A 250 V	Left angle C-13 connector	2.5 m	9, 22
86071-RA	10 A 250 V	Right angle C-13 connector	2.5 m	9, 22
80351	16 A 250 V	Straight C-19 connector	2.5 m	9, 22
86950	2.5 A 250 V	Straight C-5 connector	1.8 m	9 and (A)
81900	2.5 A 250 V	Straight C-7 connector	1.8 m	9 and (A)



### Power Supply Cords

Catalog #	Rating	Description	Conductors	Length	Approvals
86010	6 A 250 V	Straight plug	0.75 mm <sup>2</sup>	2.5 m	9
86040	10 A 250 V	Straight plug	1.0 mm <sup>2</sup>	2.5 m	9
86070	16 A 250 V	Straight plug	1.5 mm <sup>2</sup>	2.5 m	Pending
90400	2.5 A 250 V	6.4 mm diameter cord		1.8 m	22 and (A)
90200	2.5 A 250 V	3.4 x 5.6 oval cord		1.8 m	22 and (A)



- Black standard color. White and gray available.
- Custom lengths and shielded cords available.
- Various terminals, custom stripping, hanked cords available.
- IEC 60320 C-15 120°C type connector available on some models.

Approvals: 1.ASTA 2.CEBEC 3.CSA 4.DEMKO 5.PSE 6.DFT 7.FI 8.GS 9.IMQ 10.JET 11.JIS 12.KEMA 13.NEMKO 14.OVE 15.SAA 16.SABS 17.SEMKO 18.SEV 19.SII 20.UL, C-UL 21.UTE 22.VDE 23.ISO 24.CCC 25.IRAM 26.BSI






International Configurations, Inc. • P.O. Box 3374 • Enfield, Connecticut 06083 • TEL (860) 749-6380 • FAX (860) 749-2985  
InternationalConfig.com • Sales@InternationalConfig.com

© 2009 International Configurations, Inc. Entire contents of this catalog copyrighted.

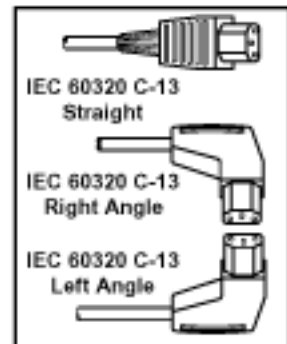


## SWISS CORD SETS & POWER CORDS




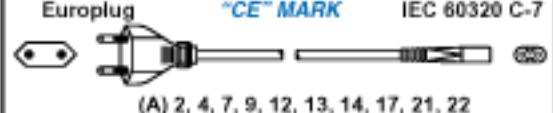


10 Ampere 250 Volt, 2 Pole 3 Wire Grounding .....	SW1-10P		10 A / 250 V
16 Ampere 250 Volt, 2 Pole 3 Wire Grounding .....	SW2-16P		16 A / 250 V
2.5 Ampere 250 Volt, 2 Pole 2 Wire.....	Europlug		2.5 A / 250 V

### General Specification Data


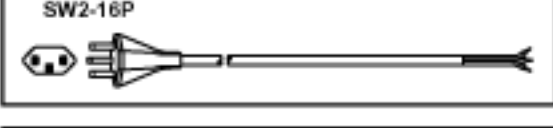
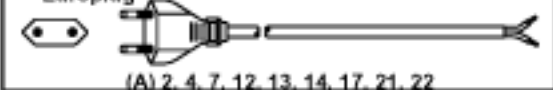
<b>Conductor Color Code:</b>	Brown, Blue, Green/Yellow (3 wire); Brown, Blue (2 wire)
<b>Plug Standards:</b>	SEV 1011, CEE 7/16 (Non-Polarized)
<b>Conductor Size / Rating:</b>	0.75 mm <sup>2</sup> @ 6 Ampere, 1.0 mm <sup>2</sup> @ 10 Ampere, 1.5 mm <sup>2</sup> @ 16 Ampere
<b>Jacket O.D. (Approx.):</b>	6.4 mm = 3 x 0.75 mm <sup>2</sup> , 7.2 mm = 3 x 1.0 mm <sup>2</sup> , 8.3 mm = 3 x 1.5 mm <sup>2</sup>
<b>Material:</b>	PVC, Jacket Color Black, Temperature 70°C.
<b>Connector Standards:</b>	IEC 60320 (320) C-13, C-19, C-5, C-7, C-15
<b>Cordage Standards:</b>	H05VV-F3G, H03VV-F3, H03VV-H2, H05VV-H2, H05VV-F2, CENELEC HD-21 (HAR)
<b>Cord Set Length:</b>	2.5 meters/8'-2", 1.8 meters/6'



### Power Cord - Detachable Cord Sets

Catalog #	Rating	Description	Length	Approvals	SW1-10P	"CE" MARK	IEC 60320 C-13
85101	10 A 250 V	Straight C-13 connector	2.5 m	18			
85101-LA	10 A 250 V	Left angle C-13 connector	2.5 m	18			
85101-RA	10 A 250 V	Right angle C-13 connector	2.5 m	18			
85150	16 A 250 V	Straight C-19 connector	2.5 m	18			
85950	2.5 A 250 V	Straight C-5 connector	1.8 m	18			
81900	2.5 A 250 V	Straight C-7 connector	1.8 m	18 and (A)			

### Power Supply Cords

Catalog #	Rating	Description	Conductors	Length	Approvals	SW1-10P
85010	6 A 250 V	Straight plug	0.75 mm <sup>2</sup>	2.5 m	18	
85040	10 A 250 V	Straight plug	1.0 mm <sup>2</sup>	2.5 m	18	
85050	16 A 250 V	Straight plug	1.5 mm <sup>2</sup>	2.5 m	18	
90400	2.5 A 250 V	6.4 mm diameter cord		1.8 m	18 and (A)	
90200	2.5 A 250 V	3.4 x 5.6 oval cord		1.8 m	18 and (A)	

- Black standard color. White and gray available.
- Custom lengths and shielded cords available.
- Various terminals, custom stripping, hanked cords available.
- IEC 60320 C-15 120°C type connector available on some models.

Approvals: 1.ASTA 2.CEBC 3.CSA 4.DEMKO 5.PSE 6.DFT 7.FI 8.GS 9.IMQ 10.JET 11.JIS 12.KEMA 13.NEMKO 14.OVE 15.SAA 16.SABS 17.SEMKO 18.SEV 19.SII 20.UL, C-UL 21.UTE 22.VDE 23.ISO 24.CCC 25.IRAM 26.BSI





## ISRAELI CORD SETS & POWER CORDS

16 Ampere 250 Volt, 2 Pole 3 Wire Grounding ..... IS1-16P



16 A / 250 V

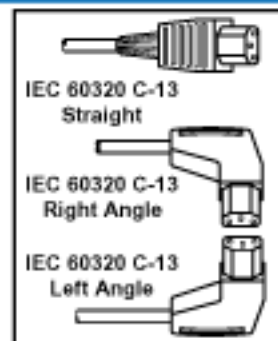
2.5 Ampere 250 Volt, 2 Pole 2 Wire ..... Europlug



2.5 A / 250 V

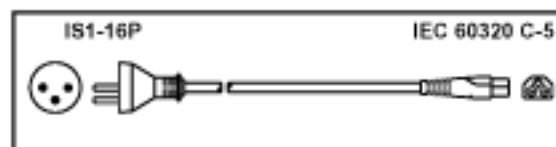
### General Specification Data

<b>Conductor Color Code:</b>	Brown, Blue, Green/Yellow (3 wire); Brown, Blue (2 wire)
<b>Plug Standards:</b>	SI 32, CEE 7/16 (Non-Polarized)
<b>Conductor Size / Rating:</b>	0.75 mm <sup>2</sup> @ 6 Ampere, 1.0 mm <sup>2</sup> @ 10 Ampere, 1.5 mm <sup>2</sup> @ 16 Ampere
<b>Jacket O.D. (Approx.):</b>	6.4 mm = 3 x 0.75 mm <sup>2</sup> , 7.2 mm = 3 x 1.0 mm <sup>2</sup> , 8.3 mm = 3 x 1.5 mm <sup>2</sup>
<b>Material:</b>	PVC, Jacket Color Black, Temperature 70°C.
<b>Connector Standards:</b>	IEC 60320 (320) C-13, C-19, C-5, C-7, C-15
<b>Cordage Standards:</b>	H05VV-F3G, H03VV-F3, H03VV-H2, H05VV-H2, H05VV-F2, CENELEC HD-21 (HAR)
<b>Cord Set Length:</b>	2.5 meters/8'-2", 1.8 meters/6'



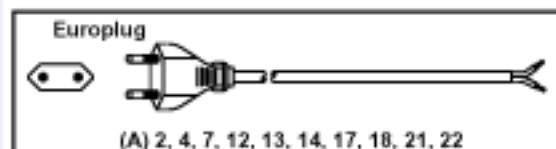
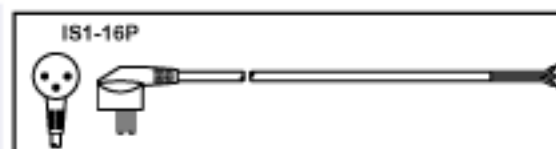
### Power Cord - Detachable Cord Sets

Catalog #	Rating	Description	Length	Approvals
88111	10 A 250 V	Straight C-13 connector	2.5 m	19
88111-LA	10 A 250 V	Left angle C-13 connector	2.5 m	-----
88111-RA	10 A 250 V	Right angle C-13 connector	2.5 m	-----
		Cordage - H05VV-F3G 1.0 mm <sup>2</sup>		
80401	16 A 250 V	Straight C-19 connector	2.5 m	Pending
		Cordage - H05VV-F3G 1.5 mm <sup>2</sup>		
88950	2.5 A 250 V	Straight C-5 connector	1.8 m	-----
		Cordage - H03VV-F3 0.75 mm <sup>2</sup>		
81900	2.5 A 250 V	Straight C-7 connector	1.8 m	(A)
		Cordage - H03VV-H2 0.75 mm <sup>2</sup>		



### Power Supply Cords

Catalog #	Rating	Description	Conductors	Length	Approvals
88010	6 A 250 V	Angle plug	0.75 mm <sup>2</sup>	2.5 m	19
88040	10 A 250 V	Angle plug	1.0 mm <sup>2</sup>	2.5 m	19
88070	16 A 250 V	Angle plug	1.5 mm <sup>2</sup>	2.5 m	19
		Cordage - H05VV-F3G			
90400	2.5 A 250 V	6.4 mm diameter cord		1.8 m	(A)
		Cordage - H05VV-F2 0.75 mm <sup>2</sup>			
90200	2.5 A 250 V	3.4 x 5.6 oval cord		1.8 m	(A)
		Cordage - H03VV-H2F2 0.75 mm <sup>2</sup>			



- Black standard color. White and gray available.
- Custom lengths and shielded cords available.
- Various terminals, custom stripping, hanked cords available.
- IEC 60320 C-15 120°C type connector available on some models.

Approvals: 1.ASTA 2.CEBEC 3.CSA 4.DEMKO 5.PSE 6.DFT 7.FI 8.GS 9.IMQ 10.JET 11.JIS 12.KEMA 13.NEMKO 14.OVE 15.SAA 16.SABS 17.SEMKO 18.SEV 19.SII 20.UL, C-UL 21.UTE 22.VDE 23.ISO 24.CCC 25.IRAM 26.BSI



International Configurations, Inc. • P.O. Box 3374 • Enfield, Connecticut 06083 • TEL (860) 749-6380 • FAX (860) 749-2985  
InternationalConfig.com • Sales@InternationalConfig.com

© 2009 International Configurations, Inc. Entire contents of this catalog copyrighted.

## DANISH CORD SETS & POWER CORDS

13 Ampere 250 Volt, 2 Pole 3 Wire Grounding ..... DE1-13P



13 A / 250 V

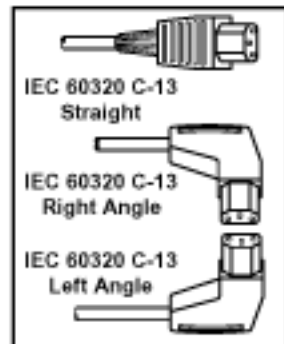
2.5 Ampere 250 Volt, 2 Pole 2 Wire ..... Europlug



2.5 A / 250 V

### General Specification Data

**Conductor Color Code:** Brown, Blue, Green/Yellow (3 wire); Brown, Blue (2 wire)  
**Plug Standards:** AFSNIT 107-2-01, CEE 7/16 (Non-Polarized)  
**Conductor Size / Rating:** 0.75 mm<sup>2</sup> @ 6 Ampere, 1.0 mm<sup>2</sup> @ 10 Ampere, 1.5 mm<sup>2</sup> @ 16 Ampere  
**Jacket O.D. (Approx.):** 6.4 mm = 3 x 0.75 mm<sup>2</sup>, 7.2 mm = 3 x 1.0 mm<sup>2</sup>, 8.3 mm = 3 x 1.5 mm<sup>2</sup>  
**Material:** PVC, Jacket Color Black, Temperature 70°C.  
**Connector Standards:** IEC 60320 (320) C-13, C-19, C-5, C-7, C-15  
**Cordage Standards:** H05VV-F3G, H03VV-F3, H03VV-H2, H05VV-H2, H05VV-F2, CENELEC HD-21 (HAR)  
**Cord Set Length:** 2.5 meters/8'-2", 1.8 meters/6'



### Power Cord - Detachable Cord Sets

Catalog #	Rating	Description	Length	Approvals	Diagram
89071	10 A 250 V	Straight C-13 connector	2.5 m	4	
89071-LA	10 A 250 V	Left angle C-13 connector	2.5 m	4	
89071-RA	10 A 250 V	Right angle C-13 connector	2.5 m	4	
		Cordage - H05VV-F3G 1.0 mm <sup>2</sup>			
89075	13 A 250 V	Straight C-19 connector	2.5 m	4	
		Cordage - H05VV-F3G 1.5 mm <sup>2</sup>			
89950	2.5 A 250 V	Straight C-5 connector	1.8 m	4 and (A)	
		Cordage - H03VV-F3 0.75 mm <sup>2</sup>			
					(A) 2, 12, 13, 22
81900	2.5 A 250 V	Straight C-7 connector	1.8 m	4 and (A)	
		Cordage - H03VV-H2 0.75 mm <sup>2</sup>			
					(A) 2, 4, 7, 9, 12, 13, 14, 17, 18, 21, 22

### Power Supply Cords

Catalog #	Rating	Description	Conductors	Length	Approvals	Diagram
89010	6 A 250 V	Straight plug	0.75 mm <sup>2</sup>	2.5 m	4	
89040	10 A 250 V	Straight plug	1.0 mm <sup>2</sup>	2.5 m	4	
89050	13 A 250 V	Straight plug	1.5 mm <sup>2</sup>	2.5 m	4	
		Cordage - H05VV-F3G				
90400	2.5 A 250 V	6.4 mm diameter cord		1.8 m	4 and (A)	
		Cordage - H05VV-F2 0.75 mm <sup>2</sup>				
90200	2.5 A 250 V	3.4 x 5.6 oval cord		1.8 m	4 and (A)	
		Cordage - H03VV-H2F2 0.75 mm <sup>2</sup>				
						(A) 2, 4, 7, 12, 13, 14, 17, 18, 21, 22

- Black standard color. White and gray available.
- Custom lengths and shielded cords available.

- Various terminals, custom stripping, hanked cords available.
- IEC 60320 C-15 120°C type connector available on some models.

**Approvals:** 1.ASTA 2.CEBEC 3.CSA 4.DEMKO 5.PSE 6.DFT 7.FI 8.GS 9.IMQ 10.JET 11.JIS 12.KEMA 13.NEMKO 14.OVE 15.SAA 16.SABS 17.SEMKO 18.SEV 19.SII 20.UL, C-UL 21.UTE 22.VDE 23.ISO 24.CCC 25.IRAM 26.BSI



## JAPANESE CORD SETS & POWER CORDS

15 Ampere 125 Volt, 2 Pole 3 Wire Grounding ..... JA1-15P



15 A / 125 V

7 Ampere 125 Volt, 2 Pole 2 Wire (Non-Grounding).....

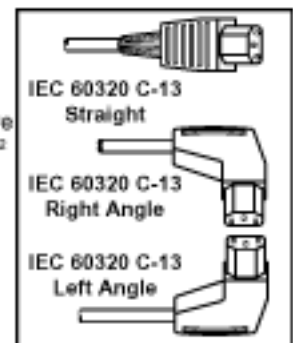


2.5 A / 125 V

PSE

### General Specification Data

**Conductor Color Code:** Black, White, Green/Yellow (3 wire)  
**Plug Standards:** JIS 8303  
**Conductor Size / Rating:** 0.75 mm<sup>2</sup> @ 7 Ampere, 1.25 mm<sup>2</sup> @ 12 Ampere, 2.0 mm<sup>2</sup> @ 15 Ampere  
**Jacket O.D. (Approx.):** 8.0 mm = 3 x 0.75 mm<sup>2</sup>, 8.7 mm = 3 x 1.25 mm<sup>2</sup>, 9.3 mm = 3 x 2.0 mm<sup>2</sup>  
**Material:** PVC, Jacket Color Black, Temperature 70°C, 105°C.  
**Connector Standards:** IEC 60320 (320) C-13, C-19, C-5, C-7  
**Cordage Standards:** VCTF, HVCTF, VFF  
**Cord Set Length:** 2.5 meters/8'-2", 1.8 meters/6'



### Power Cord - Detachable Cord Sets

Catalog #	Rating	Description	Length	Approvals	JA1-15P	IEC 60320
81200	12 A 125 V	Straight C-13 connector	2.5 m	5		IEC 60320 C-13
81202	15 A 125 V	Straight C-13 connector Cordage - HVCTF 1.25 mm <sup>2</sup> 70°C, 12 Ampere Cordage - HVCTF 2.00 mm <sup>2</sup> 105°C, 15 Ampere	2.5 m	5		IEC 60320 C-13
80650	15 A 125 V	Straight C-19 connector Cordage - VCTF 2.00 mm <sup>2</sup> 15 Ampere	2.5 m	5		IEC 60320 C-19
81295	7 A 125 V	Straight C-5 connector Cordage - VCTF 0.75 mm <sup>2</sup>	1.8 m	5		IEC 60320 C-5
82900	7 A 125 V	Straight C-7 connector Cordage - VFF 0.75 mm <sup>2</sup>	1.8 m	5		IEC 60320 C-7

### Power Supply Cords

Catalog #	Rating	Description	Conductors	Length	Approvals	JA1-15P
81240	7 A 125 V	Straight plug	0.75 mm <sup>2</sup>	2.5 m	5	
81250	12 A 125 V	Straight plug	1.25 mm <sup>2</sup>	2.5 m	5	
81260	15 A 125 V	Straight plug Cordage - VCTF, HVCTF	2.00 mm <sup>2</sup>	2.5 m	5	

Approvals: 1.ASTA 2.CEBEC 3.CSA 4.DEMKO 5.PSE 6.DFT 7.FI 8.GS 9.IMQ 10.JET 11.JIS 12.KEMA 13.NEMKO  
 14.OVE 15.SAA 16.SABS 17.SEMKO 18.SEV 19.SII 20.UL, C-UL 21.UTE 22.VDE 23.ISO 24.CCC 25.IRAM 26.BSI



International Configurations, Inc. • P.O. Box 3374 • Enfield, Connecticut 06083 • TEL (860) 749-6380 • FAX (860) 749-2985  
 InternationalConfig.com • Sales@InternationalConfig.com

© 2009 International Configurations, Inc. Entire contents of this catalog copyrighted.

## ARGENTINE CORD SETS & POWER CORDS

10 Ampere 250 Volt, 2 Pole 3 Wire Grounding ..... AR1-10P



10 A / 250 V

16 Ampere 230 Volt, 2 Pole 3 Wire Grounding .... IEC 60309, 6H-P



16 A / 230 V

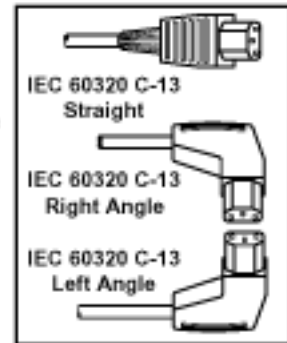
2.5 Ampere 250 Volt, 2 Pole 2 Wire.....



2.5 A / 250 V

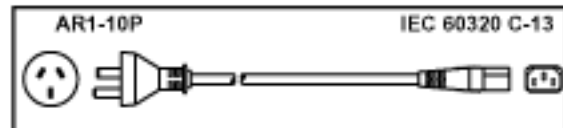
### General Specification Data

<b>Conductor Color Code:</b>	Brown, Blue, Green/Yellow (3 wire); Brown, Blue (2 wire)
<b>Plug Standards:</b>	IRAM 2073: 1996, IEC 60309 (309)
<b>Conductor Size / Rating:</b>	0.75 mm <sup>2</sup> @6 Ampere, 1.0 mm <sup>2</sup> @ 10 Ampere, 1.5 mm <sup>2</sup> @ 16 Ampere
<b>Jacket O.D. (Approx.):</b>	6.4 mm = 3 x 0.75 mm <sup>2</sup> , 7.2 mm = 3 x 1.0 mm <sup>2</sup> , 8.3 mm = 3 x 1.5 mm <sup>2</sup>
<b>Material:</b>	PVC, Jacket Color Black, Temperature 70°C.
<b>Connector Standards:</b>	IEC 60320 (320) C-13, C-19, C-5, C-7, C-15
<b>Cordage Standards:</b>	H05VV-F3G, H03VV-F3, H03VV-H2, H05VV-H2, H05VV-F2, CENELEC HD-21 (HAR)
<b>Cord Set Length:</b>	2.5 meters/8'-2", 1.8 meters/6'



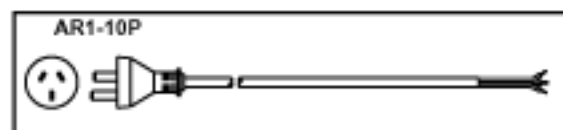
### Power Cord - Detachable Cord Sets

Catalog #	Rating	Description	Length	Approvals
84261	10 A 250 V	Straight C-13 connector	2.5 m	25
84261-LA	10 A 250 V	Left angle C-13 connector	2.5 m	
84261-RA	10 A 250 V	Right angle C-13 connector	2.5 m	
Cordage - H05VV-F3G 1.0 mm <sup>2</sup>				
39016	16 A 230 V	Straight C-19 connector	2.5 m	22 <sup>(1)</sup>
39016-LA	16 A 230 V	Left angle C-19 connector	2.5 m	22 <sup>(1)</sup>
39016-RA	16 A 230 V	Right angle C-19 connector	2.5 m	22 <sup>(1)</sup>
Cordage - H05VV-F3G 1.5 mm <sup>2</sup>				
83975	2.5 A 250 V	Straight C-5 connector	1.8 m	
Cordage - H03VV-F3 0.75 mm <sup>2</sup>				
85900	2.5 A 250 V	Straight C-7 connector	1.8 m	
Cordage - H03VV-H2 0.75 mm <sup>2</sup>				



### Power Supply Cords

Catalog #	Rating	Description	Conductors	Length	Approvals
84220	6 A 250 V	Straight plug	0.75 mm <sup>2</sup>	2.5 m	25
84240	10 A 250 V	Straight plug	1.0 mm <sup>2</sup>	2.5 m	25
Cordage - H05VV-F3G					
39017	16 A 230 V	Straight plug	1.5 mm <sup>2</sup>	2.5 m	3, 20, 22 <sup>(1)</sup>
Cordage - H05VV-F3G					



**NOTE: The Argentine 10 ampere plug (AR1-10P) is similar to the Australian and Chinese except the neutral and line connections are reversed.**

(1) indicates component approvals. Plug is assembled on.





- Black standard color. White and gray available.
- Custom lengths and shielded cords available.
- Various terminals, custom stripping, hanked cords available.
- IEC 60320 C-15 120°C type connector available on some models.

Approvals: 1.ASTA 2.CEBEC 3.CSA 4.DEMKO 5.PSE 6.DFT 7.FI 8.GS 9.IMQ 10.JET 11.JIS 12.KEMA 13.NEMKO 14.OVE 15.SAA 16.SABS 17.SEMKO 18.SEV 19.SII 20.UL, C-UL 21.UTE 22.VDE 23.ISO 24.CCC 25.IRAM 26.BSI



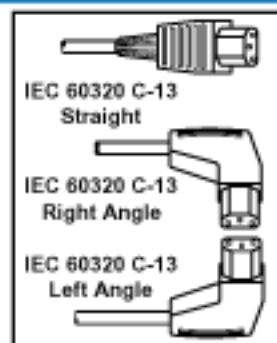


## CHINESE CORD SETS & POWER CORDS

10 Ampere 250 Volt, 2 Pole 3 Wire Grounding .....	CH1-10P	 	10 A / 250 V
16 Ampere 250 Volt, 2 Pole 3 Wire Grounding .....	CH2-16P		16 A / 250 V
2.5 Ampere 250 Volt, 2 Pole 2 Wire .....			2.5 A / 250 V


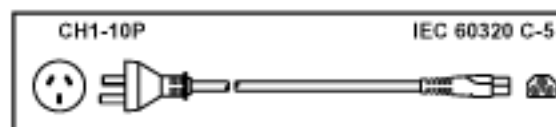
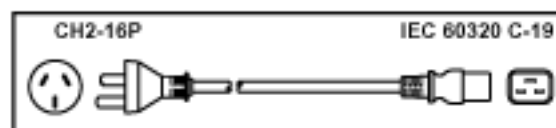
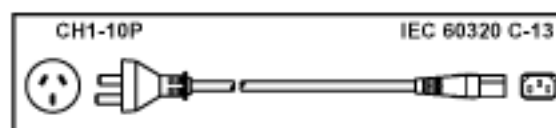
### General Specification Data

<b>Conductor Color Code:</b>	Brown, Blue, Green/Yellow (3 wire); Brown, Blue (2 wire)
<b>Plug Standards:</b>	GB 2099.1-1996, GB 1002-1996
<b>Conductor Size / Rating:</b>	0.75 mm <sup>2</sup> @6 Ampere, 1.0 mm <sup>2</sup> @ 10 Ampere, 1.5 mm <sup>2</sup> @ 16 Ampere
<b>Jacket O.D. (Approx.):</b>	6.4 mm = 3 x 0.75 mm <sup>2</sup> , 7.2 mm = 3 x 1.0 mm <sup>2</sup> , 8.3 mm = 3 x 1.5 mm <sup>2</sup>
<b>Material:</b>	PVC, Jacket Color Black, Temperature 70°C.
<b>Connector Standards:</b>	GB 17465.1-1998, IEC 60320 (320) C-13, C-19, C-5, C-7, C-15
<b>Cordage Standards:</b>	GB 5023.5-1997, RVV, RVB, CENELEC HD-21 (HAR)
<b>Cord Set Length:</b>	2.5 meters/8'-2", 1.8 meters/6'



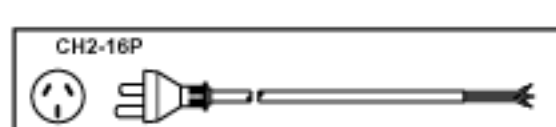
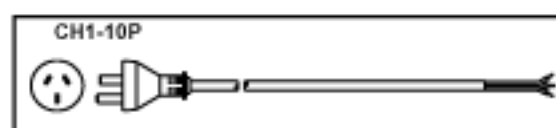
### Power Cord - Detachable Cord Sets

Catalog #	Rating	Description	Length	Approvals
84661	10 A 250 V	Straight C-13 connector Cordage - RVV 1.0 mm <sup>2</sup> GB-15934-1996 Certified	2.5 m	24
84671	16 A 250 V	Straight C-19 connector Cordage - RVV 1.5 mm <sup>2</sup>	2.5 m	24
84295	2.5 A 250 V	Straight C-5 connector Cordage - RVV 1.0 mm <sup>2</sup>	1.8 m	24 and 22 <sup>(1)</sup>
84195-A	2.5 A 250 V	Straight C-7 connector Cordage - RVV 0.75 mm <sup>2</sup>	1.8 m	24



### Power Supply Cords

Catalog #	Rating	Description	Conductors	Length	Approvals
84640	10 A 250 V	Straight plug Cordage - RVV	1.0 mm <sup>2</sup>	2.5 m	24
84650	16 A 250 V	Straight plug Cordage - RVV	1.5 mm <sup>2</sup>	2.5 m	24



- (1) VDE approval on connector • Various terminals, custom stripping, hanked cords available.  
• Black standard color. • IEC 60320 C-15 120°C type connector available on some models.

Approvals: 1.ASTA 2.CEBEC 3.CSA 4.DEMKO 5.PSE 6.DFT 7.FI 8.GS 9.IMQ 10.JET 11.JIS 12.KEMA 13.NEMKO  
14.OVE 15.SAA 16.SABS 17.SEMKO 18.SEV 19.SII 20.UL, C-UL 21.UTE 22.VDE 23.ISO 24.CCC 25.IRAM 26.BSI



International Configurations, Inc. • P.O. Box 3374 • Enfield, Connecticut 06083 • TEL (860) 749-6380 • FAX (860) 749-2985  
InternationalConfig.com • Sales@InternationalConfig.com

© 2009 International Configurations, Inc. Entire contents of this catalog copyrighted.



## NORTH AMERICAN CORD SETS & POWER CORDS

15 Ampere 125 Volt, 2 Pole 3 Wire Grounding ..... NEMA 5-15P



15 A / 125 V

2.5 Ampere 125 Volt, 2 Pole 2 Wire (Non-Polarized) .....



2.5 A / 125 V

### General Specification Data

**Conductor Color Code:** North American (N.A.) Black (Line), White (Neutral), Green (Ground)  
International (Int'l.) Brown (Line), Blue (Neutral), Green/Yellow (Ground)

**Plug Standards:** UL 498, CSA, NEMA, ANSI

**Conductor Size / Rating:** 18 AWG @ 10 Ampere, 16 AWG @ 13 Ampere, 14 AWG @ 15 Ampere

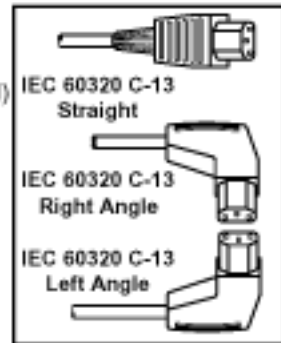
**Jacket O.D. (Approx.):** 18 AWG = .305", 16 AWG = .335", 14 AWG = .370"

**Material:** PVC, Jacket Color Black, Temperature 60°C & 105°C

**Connector Standards:** IEC 60320 (320) C-13, C-19, C-5, C-7, C-15

**Cordage Standards:** SJTO, SJT, SVT, SPT

**Cord Set Length:** 2.5 meters/8'-2", 1.8 meters/6'



### Power Cord - Detachable Cord Sets

Catalog #	Rating	Description	Length	Approvals	
81400	10 A 125 V	Straight C-13 connector	2.5 m	3, 20	
81400-LA	10 A 125 V	Left angle C-13 connector	2.5 m	3, 20	
81400-RA	10 A 125 V	Right angle C-13 connector SJTO Cordage - 18/3 AWG 105°C	2.5 m	3, 20	
81413	13 A 125 V	Straight C-13 connector	2.5 m	3, 20	
81413-LA	13 A 125 V	Left angle C-13 connector	2.5 m	3, 20	
81413-RA	13 A 125 V	Right angle C-13 connector SJTO Cordage - 16/3 AWG 105°C	2.5 m	3, 20	
81415	15 A 125 V	Straight C-13 connector	2.5 m	3, 20	
81415-LA	15 A 125 V	Left angle C-13 connector	2.5 m	3, 20	
81415-RA	15 A 125 V	Right angle C-13 connector SJTO Cordage - 14/3 AWG 105°C	2.5 m	3, 20	
80450 <sup>(1)(3)</sup>	15 A 125 V	Straight C-19 connector	2.5 m	3, 20	
80450-LA <sup>(2)</sup>	15 A 125 V	Left angle C-19 connector	2.5 m	3, 20	
80450-RA <sup>(2)</sup>	15 A 125 V	Right angle C-19 connector (1) SJTO Cordage - 14/3 AWG 105°C (2) SJT Cordage - 14/3 AWG 60°C (3) SJT Cordage - 12/3 AWG 60°C order catalog number 80452	2.5 m	3, 20	
82950	10 A 125 V	Straight C-5 connector SVT Cordage - 18/3 AWG 60°C	1.8 m	3, 20	
80900	10 A 125 V	Straight C-7 connector SPT Cordage - 18/2 AWG 60°C	1.8 m	3, 20	

### Power Supply Cords

Catalog #	Rating	Description	Conductors	Length	Approvals	
81440	10 A 125 V	Straight plug	18 AWG	2.5 m	3, 20	
81450	13 A 125 V	Straight plug	16 AWG	2.5 m	3, 20	
81460	15 A 125 V	Straight plug SJTO Cordage - 105°C	14 AWG	2.5 m	3, 20	

- Black standard color. White and gray available.
- Custom lengths and shielded cords available.
- Various terminals, custom stripping, hanked cords available.
- IEC 60320 C-15 120°C type connector available on some models.

**Approvals:** 1.ASTA 2.CEBEC 3.CSA 4.DEMKO 5.PSE 6.DFT 7.FI 8.GS 9.IMQ 10.JET 11.JIS 12.KEMA 13.NEMKO  
14.OVE 15.SAA 16.SABS 17.SEMKO 18.SEV 19.SII 20.UL, C-UL 21.UTE 22.VDE 23.ISO 24.CCC 25.IRAM 26.BSI



# "HOSPITAL GRADE" UL, CSA LISTED. GREEN DOT MARKED NORTH AMERICAN CORD SETS & POWER CORDS

15 Ampere 125 Volt, 2 Pole 3 Wire Grounding ..... NEMA 5-15P



15 A / 125 V

## General Specification Data

**Conductor Color Code:** North American (N.A.) Black (Line), White (Neutral), Green (Ground)  
International (Int'l.) Brown (Line), Blue (Neutral), Green/Yellow (Ground)

**Plug Standards:** UL 498, CSA, NEMA, ANSI

**Conductor Size / Rating:** 18 AWG @ 10 Ampere, 16 AWG @ 13 Ampere, 14 AWG @ 15 Ampere

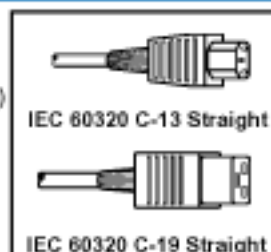
**Jacket O.D. (Approx.):** 18 AWG = .305", 16 AWG = .335", 14 AWG = .370"

**Material:** PVC Jacket, Temperature 105°C

**Connector Standards:** IEC 60320 (320) C-13, C-19

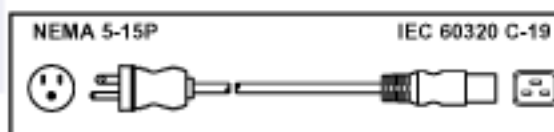
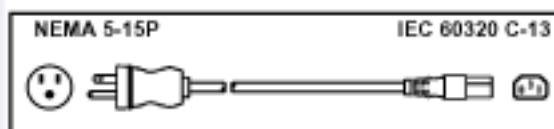
**Cordage Standards:** SJTO

**Cord Set Length:** 3.1 meters/10'



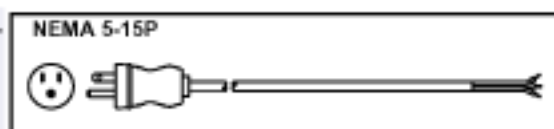
## Power Cord - Detachable Cord Sets

Catalog #	Rating	Description	Cord	Length	Approvals
82400	10 A 125 V	Gray plug/connector	Gray	10 Ft	3, 20
82405	10 A 125 V	Clear plug/connector	Gray	10 Ft	3, 20
82410	10 A 125 V	Black plug/connector C-13 connector, SJTO Cordage 18/3 AWG 105°C	Black	10 Ft	3, 20
82415	13 A 125 V	Gray plug/connector	Gray	10 Ft	3, 20
82420	13 A 125 V	Clear plug/connector	Gray	10 Ft	3, 20
82425	13 A 125 V	Black plug/connector C-13 connector, SJTO Cordage 16/3 AWG 105°C	Black	10 Ft	3, 20
82430	15 A 125 V	Gray plug/connector	Gray	10 Ft	3, 20
82435	15 A 125 V	Clear plug/connector	Gray	10 Ft	3, 20
82440	15 A 125 V	Black plug/connector C-13 connector, SJTO Cordage 14/3 AWG 105°C	Black	10 Ft	3, 20
82445	15 A 125 V	Gray plug/connector	Gray	10 Ft	3, 20
82450	15 A 125 V	Clear plug/connector	Gray	10 Ft	3, 20
82460	15 A 125 V	Black plug/connector C-19 connector, SJTO Cordage 14/3 AWG 105°C	Black	10 Ft	3, 20



## Power Supply Cords

Catalog #	Rating	Description	Cond's.	Length	Appl's.
82465	10A125V	Gray plug/cord	18/3 AWG	10 Ft	3, 20
82470	10A125V	Clear plug/Gray cord	18/3 AWG	10 Ft	3, 20
82475	10A125V	Black plug/cord SJTO Cordage - 105°C	18/3 AWG	10 Ft	3, 20
82480	13A125V	Gray plug/cord	16/3 AWG	10 Ft	3, 20
82485	13A125V	Clear plug/Gray cord	16/3 AWG	10 Ft	3, 20
82490	13A125V	Black plug/cord SJTO Cordage - 105°C	16/3 AWG	10 Ft	3, 20
82495	15A125V	Gray plug/cord	14/3 AWG	10 Ft	3, 20
82500	15A125V	Clear plug/Gray cord	14/3 AWG	10 Ft	3, 20
82505	15A125V	Black plug/cord SJTO Cordage - 105°C	14/3 AWG	10 Ft	3, 20



• Custom lengths and shielded versions available.

• Various plug/connector colors available. Minimum order may apply.  
• Left or right angle IEC 60320 C-13, C-19 available on some models.




Approvals: 1.ASTA 2.CEBEC 3.CSA 4.DEMKO 5.PSE 6.DFT 7.FI 8.GS 9.IMQ 10.JET 11.JIS 12.KEMA 13.NEMKO  
14.OVE 15.SAA 16.SABS 17.SEMKO 18.SEV 19.SII 20.UL, C-UL 21.UTE 22.VDE 23.ISO 24.CCC 25.IRAM 26.BSI



International Configurations, Inc. • P.O. Box 3374 • Enfield, Connecticut 06083 • TEL (860) 749-6380 • FAX (860) 749-2985  
InternationalConfig.com • Sales@InternationalConfig.com


© 2009 International Configurations, Inc. Entire contents of this catalog copyrighted.

# "HOSPITAL GRADE" UL, CSA LISTED. GREEN DOT MARKED NORTH AMERICAN CORD SETS & POWER CORDS

15 Ampere 250 Volt, 2 Pole 3 Wire Grounding .....	NEMA 6-15P		15 A / 250 V
20 Ampere 125 Volt, 2 Pole 3 Wire Grounding .....	NEMA 5-20P		20 A / 125 V
20 Ampere 250 Volt, 2 Pole 3 Wire Grounding .....	NEMA 6-20P		20 A / 250 V



## General Specification Data

<b>Conductor Color Code:</b>	North American (N.A.) Black (Line), White (Neutral), Green (Ground) International (Int'l.) Brown (Line), Blue (Neutral), Green/Yellow (Ground)
<b>Plug Standards:</b>	UL 498, CSA, NEMA, ANSI
<b>Conductor Size / Rating:</b>	14 AWG @ 15 Ampere, 12 AWG @ 20 Ampere
<b>Jacket O.D. (Approx.):</b>	14 AWG = .370", 12 AWG = .440"
<b>Material:</b>	PVC, Jacket color gray, black. Temperature 105°C
<b>Connector Standards:</b>	IEC 60320 (320) C-13, C-19
<b>Cordage Standards:</b>	SJTO
<b>Cord Set Length:</b>	3.1 meters/10'





## 15 Ampere - Detachable Cord Sets



Catalog #	Rating	Description	Cord Length	Approvals	NEMA 6-15P	IEC 60320 C-13
82510	15 A 250 V	Clear plug/connector C-13 connector, SJTO Cordage 14/3 AWG 105°C	Gray 10 Ft	3, 20		

82515	15 A 250 V	Clear plug/connector C-19 connector, SJTO Cordage 14/3 AWG 105°C	Gray 10 Ft	3, 20		
-------	------------	--	------------	-------	---	---

## 15 Ampere - Power Supply Cord

82520	15 A 250 V	Clear plug/stripped end SJTO Cordage - 14/3 AWG 105°C	Gray 10 Ft	3, 20		
-------	------------	--	------------	-------	---	---

## 20 Ampere - Detachable Cord Set

Catalog #	Rating	Description	Cord Length	Approvals	NEMA 5-20P	IEC 60320 C-19
82525	20 A 125 V	Black plug/connector C-19 connector, SJTO Cordage - 12/3 AWG 105°C	Black 10 Ft	3, 20		

## 20 Ampere - Power Supply Cord

82530	20 A 125 V	Black plug/stripped end SJTO Cordage - 12/3 AWG 105°C	Black 10 Ft	3, 20		
-------	------------	--	-------------	-------	---	---

## 20 Ampere - Detachable Cord Set

Catalog #	Rating	Description	Cord Length	Approvals	NEMA 6-20P	IEC 60320 C-19
82535	20 A 250 V	Black plug/connector C-19 connector, SJTO Cordage - 12/3 AWG 105°C	Black 10 Ft	3, 20		

## 20 Ampere - Power Supply Cord

82540	20 A 250 V	Black plug/stripped end SJTO Cordage - 12/3 AWG 105°C	Black 10 Ft	3, 20		
-------	------------	--	-------------	-------	---	---

- Various plug/connector colors available. Minimum order may apply.
- Left or right angle IEC 60320 C-13, C-19 available on some models. • IEC 60320 C-15 available on some models.

**Approvals:** 1.ASTA 2.CEBEC 3.CSA 4.DEMKO 5.PSE 6.DFT 7.FI 8.GS 9.IMQ 10.JET 11.JIS 12.KEMA 13.NEMKO  
14.OVE 15.SAA 16.SABS 17.SEMKO 18.SEV 19.SII 20.UL C-UL 21.UTE 22.VDE 23.ISO 24.CCC 25.IRAM 26.BSI





## NORTH AMERICAN CORD SETS & POWER CORDS

15 Ampere 250 Volt, 2 Pole 3 Wire Grounding ..... NEMA 6-15P  15 A / 250 V

### General Specification Data

**Conductor Color Code:** North American (N.A.) Black (Line), White (Neutral), Green (Ground)  
International (Int'l.) Brown (Line), Blue (Neutral), Green/Yellow (Ground)

**Plug Standards:** UL 498, CSA, NEMA, ANSI

**Conductor Size / Rating:** 14 AWG @ 15 Ampere

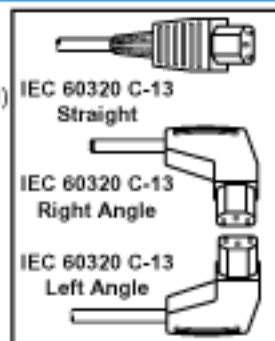
**Jacket O.D. (Approx.):** 14 AWG = .370"

**Material:** PVC, Jacket Color Black, Temperature 60°C & 105°C





**Connector Standards:** IEC 60320 (320) C-13, C-19

**Cordage Standards:** SJTO, SJT

**Cord Set Length:** 2.5 meters/8'-2"



### Power Cord - Detachable Cord Sets

Catalog #	Rating	Description	Length	Approvals	NEMA 6-15P	IEC 60320 C-13
81300	15 A 250 V	Straight C-13 connector	2.5 m	3, 20		
81300-LA	15 A 250 V	Left angle C-13 connector	2.5 m	3, 20		
81300-RA	15 A 250 V	Right angle C-13 connector	2.5 m	3, 20		
		SJTO Cordage - 14/3 AWG 105°C				
80500 <sup>(1)</sup>	15 A 250 V	Straight C-19 connector	2.5 m	3, 20		
80500-LA <sup>(2)</sup>	15 A 250 V	Left angle C-19 connector	2.5 m	3, 20		
80500-RA <sup>(2)</sup>	15 A 250 V	Right angle C-19 connector	2.5 m	3, 20		
		(1) SJTO Cordage - 14/3 AWG 105°C				
		(2) SJT Cordage - 14/3 AWG 60°C				

### Power Supply Cords

Catalog #	Rating	Description	Conductors	Length	Approvals	NEMA 6-15P
81340	10 A 250 V	Straight plug	18/3 AWG	2.5 m	3, 20	
81350	13 A 250 V	Straight plug	16/3 AWG	2.5 m	3, 20	
81360	15 A 250 V	Straight plug	14/3 AWG	2.5 m	3, 20	
		SJTO Cordage - 105°C				

- Black standard color. White and gray available.
- Custom lengths and shielded cords available.
- SJT, 105°C "Hospital Grade" 10 foot long versions available.
- Various terminals, custom stripping, hanked cords available.
- IEC 60320 C-15 120°C type connector available on some models.

**Approvals:** 1.ASTA 2.CEBEC 3.CSA 4.DEMKO 5.PSE 6.DFT 7.FI 8.GS 9.IMQ 10.JET 11.JIS 12.KEMA 13.NEMKO  
14.OVE 15.SAA 16.SABS 17.SEMKO 18.SEV 19.SII 20.UL, C-UL 21.UTE 22.VDE 23.ISO 24.CCC 25.IRAM 26.BSI



International Configurations, Inc. • P.O. Box 3374 • Enfield, Connecticut 06083 • TEL (860) 749-6380 • FAX (860) 749-2985  
InternationalConfig.com • Sales@InternationalConfig.com

© 2009 International Configurations, Inc. Entire contents of this catalog copyrighted.

## NORTH AMERICAN CORD SETS & POWER CORDS

20 Ampere 125 Volt, 2 Pole 3 Wire Grounding ..... NEMA 5-20P  20 A / 125 V

20 Ampere 250 Volt, 2 Pole 3 Wire Grounding ..... NEMA 6-20P  20 A / 250 V

### General Specification Data

**Conductor Color Code:** North American (N.A.) Black (Line), White (Neutral), Green (Ground)  
International (Int'l.) Brown (Line), Blue (Neutral), Green/Yellow (Ground)

**Plug Standards:** UL 498, CSA, NEMA, ANSI

**Conductor Size / Rating:** 12 AWG @ 20 Ampere

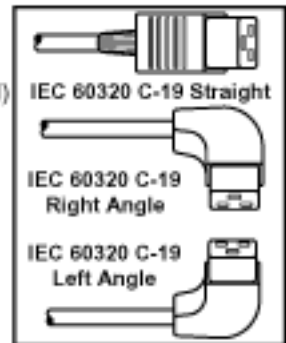
**Jacket O.D. (Approx.):** 12 AWG = .445"

**Material:** PVC, Jacket Color Black, Temperature 105°C

**Connector Standards:** IEC 60320 (320) C-19

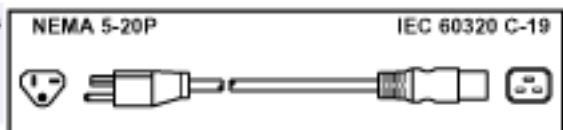
**Cordage Standards:** SJTO

**Cord Set Length:** 2.5 meters/8'-2"



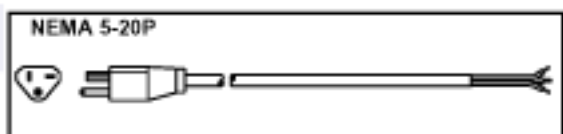
### Power Cord - Detachable Cord Sets

Catalog #	Rating	Description	Length	Approvals
80551	20 A 125 V	Straight C-19 connector	2.5 m	3, 20
80551-LA	20 A 125 V	Left angle C-19 connector	2.5 m	3, 20
80551-RA	20 A 125 V	Right angle C-19 connector	2.5 m	3, 20



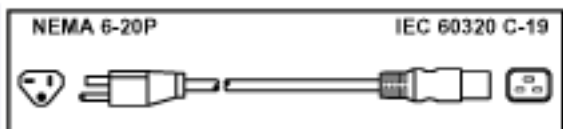
### Power Supply Cord

Catalog #	Rating	Description	Length	Approvals
80560	20 A 125 V	Straight plug	2.5 m	3, 20

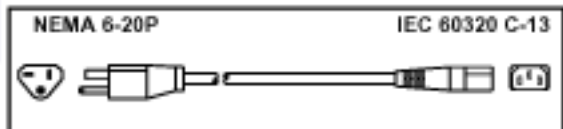


### Power Cord - Detachable Cord Sets

Catalog #	Rating	Description	Length	Approvals
80601	20 A 250 V	Straight C-19 connector	2.5 m	3, 20
80601-LA	20 A 250 V	Left angle C-19 connector	2.5 m	3, 20
80601-RA	20 A 250 V	Right angle C-19 connector	2.5 m	3, 20

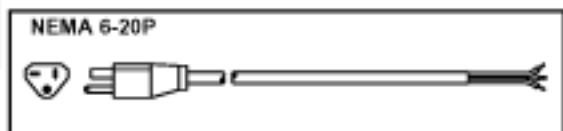


80615	15 A 250 V	Straight C-13 connector	2.5 m	3, 20
-------	------------	-------------------------	-------	-------



### Power Supply Cord

Catalog #	Rating	Description	Length	Approvals
80660	20 A 250 V	Straight plug	2.5 m	3, 20



- Black standard color.
- Custom lengths and shielded cords available.
- Various terminals, custom stripping, hanked cords available.

**Approvals:** 1.ASTA 2.CEBEC 3.CSA 4.DEMKO 5.PSE 6.DFT 7.FI 8.GS 9.IMQ 10.JET 11.JIS 12.KEMA 13.NEMKO 14.OVE 15.SAA 16.SABS 17.SEMKO 18.SEV 19.SII 20.UL, C-UL 21.UTE 22.VDE 23.ISO 24.CCC 25.IRAM 26.BSI





## NORTH AMERICAN CORD SETS & POWER CORDS

15 Ampere 125 Volt, 2 Pole 3 Wire Grounding ..... NEMA L5-15P  15 A / 125 V

15 Ampere 250 Volt, 2 Pole 3 Wire Grounding ..... NEMA L6-15P  15 A / 250 V

### General Specification Data

**Conductor Color Code:** North American (N.A.) Black (Line), White (Neutral), Green (Ground)  
International (Int'l.) Brown (Line), Blue (Neutral), Green/Yellow (Ground)

**Plug Standards:** UL 498, CSA, NEMA, ANSI

**Conductor Size / Rating:** 14 AWG @ 15 Ampere

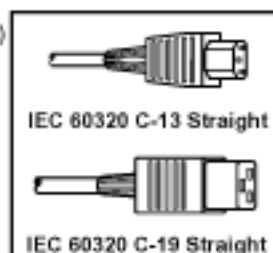
**Jacket O.D. (Approx.):** 14 AWG = .370"

**Material:** PVC, Jacket Color Black, Temperature 105°C

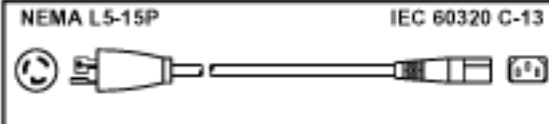
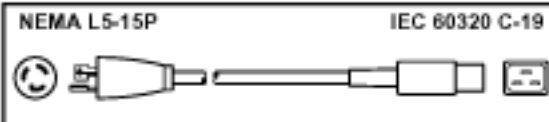
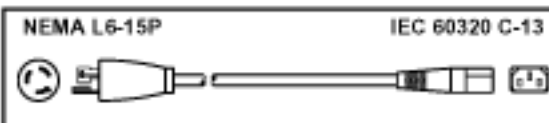
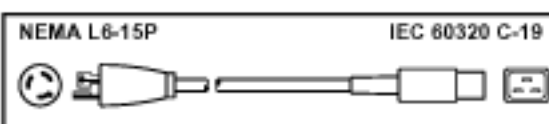
**Connector Standards:** IEC 60320 (320) C-13, C-19

**Cordage Standards:** SJTO


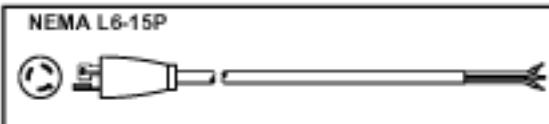
**Cord Set Length:** 2.5 meters/8'-2"



### Power Cord - Detachable Cord Sets

Catalog #	Rating	Plug / Connector	Cond's.	Length	Approvals	
90815	15 A 125 V	L5-15P / C-13	14/3 AWG	2.5 m	3, 20	
90800	15 A 125 V	L5-15P / C-19	14/3 AWG	2.5 m	3, 20	
91915	15 A 250 V	L6-15P / C-13	14/3 AWG	2.5 m	3, 20	
90850	15 A 250 V	L6-15P / C-19	14/3 AWG	2.5 m	3, 20	

### Power Supply Cords

Catalog #	Rating	Plug	Conductors	Length	Approvals	
90825	15 A 125 V	L5-15P	14/3 AWG	2.5 m	3, 20	
91925	15 A 250 V	L6-15P	14/3 AWG	2.5 m	3, 20	

- Black standard color.
- Various terminals, custom stripping, hanked cords available.
- Custom lengths available.


**Approvals:** 1.ASTA 2.CEBEC 3.CSA 4.DEMKO 5.PSE 6.DFT 7.FI 8.GS 9.IMQ 10.JET 11.JIS 12.KEMA 13.NEMKO  
14.OVE 15.SAA 16.SABS 17.SEMKO 18.SEV 19.SII 20.UL, C-UL 21.UTE 22.VDE 23.ISO 24.CCC 25.IRAM 26.BSI



International Configurations, Inc. • P.O. Box 3374 • Enfield, Connecticut 06083 • TEL (860) 749-6380 • FAX (860) 749-2985  
InternationalConfig.com • Sales@InternationalConfig.com

© 2009 International Configurations, Inc. Entire contents of this catalog copyrighted.

## NORTH AMERICAN CORD SETS

20 Ampere 125 Volt, 2 Pole 3 Wire Grounding ..... NEMA L5-20P  20 A / 125 V

20 Ampere 250 Volt, 2 Pole 3 Wire Grounding ..... NEMA L6-20P  20 A / 250 V

### General Specification Data

**Conductor Color Code:** North American (N.A.) Black (Line), White (Neutral), Green (Ground)  
International (Int'l.) Brown (Line), Blue (Neutral), Green/Yellow (Ground)

**Plug Standards:** UL 498, CSA, NEMA, ANSI

**Conductor Size / Rating:** 14 AWG @ 15 Ampere, 12 AWG @ 20 Ampere

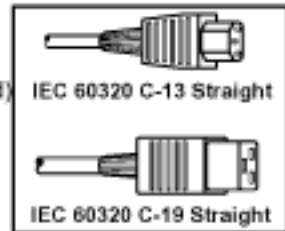
**Jacket O.D. (Approx.):** 14 AWG = .370", 12 AWG = .445"

**Material:** PVC, Jacket Color Black, Temperature 105°C



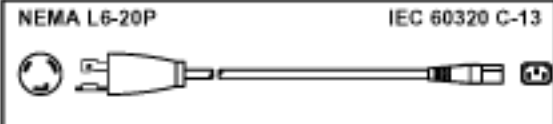

**Connector Standards:** IEC 60320 (320) C-13, C-19

**Cordage Standards:** SJTO

**Cord Set Length:** 2.5 meters/8'-2"



### Power Cord - Detachable Cord Sets

Catalog #	Rating	Plug / Connect.	Cond's.	Length	App'ls	
92900	15 A 125 V	L5-20P / C-13	14/3 AWG	2.5 m	3, 20	
90900	20 A 125 V	L5-20P / C-19	12/3 AWG	2.5 m	3, 20	
93900	15 A 250 V	L6-20P / C-13	14/3 AWG	2.5 m	3, 20	
90950	20 A 250 V	L6-20P / C-19	12/3 AWG	2.5 m	3, 20	
90950x5M	20 A 250 V	L6-20P / C-19	12/3 AWG	5.0 m	3, 20	
90950x5MRA	20 A 250 V	L6-20P / Right Angle C-19	12/3 AWG	5.0 m	3, 20	


- Black standard color.
- Various terminals, custom stripping, hanked cords available.
- 10, 12, 16 foot lengths available. Minimum order may apply.

**Approvals:** 1.ASTA 2.CEBC 3.CSA 4.DEMKO 5.PSE 6.DFT 7.FI 8.GS 9.IMQ 10.JET 11.JIS 12.KEMA 13.NEMKO  
14.OVE 15.SAA 16.SABS 17.SEMKO 18.SEV 19.SII 20.UL, C-UL 21.UTE 22.VDE 23.ISO 24.CCC 25.IRAM 26.BSI



# NORTH AMERICAN POWER CORDS

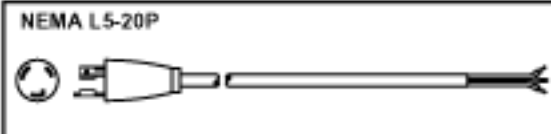
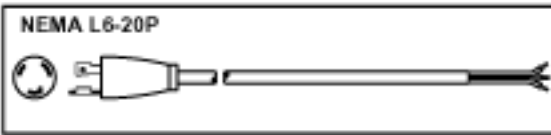
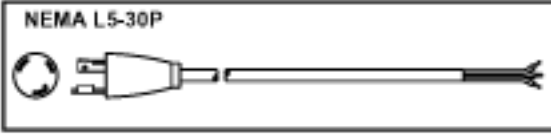

## 2 Pole 3 Wire Grounding

20 Ampere 125 Volt .....NEMA L5-20P  30 Ampere 125 Volt .....NEMA L5-30P   
 20 Ampere 250 Volt .....NEMA L6-20P  30 Ampere 250 Volt .....NEMA L6-30P 

### General Specification Data

**Conductor Color Code:** North American (N.A.) Black (Line), White (Neutral), Green (Ground)  
 International (Int'l.) Brown (Line), Blue (Neutral), Green/Yellow (Ground)  
**Plug Standards:** UL 498, CSA, NEMA, ANSI  
**Conductor Size / Rating:** 12 AWG @ 20 Ampere, 10 AWG @ 30 Ampere  
**Jacket O.D. (Approx.):** 12 AWG = .445", 10 AWG = .670",  
**Material:** PVC, Jacket Color Black, Temperature 105°C  
**Cordage Standards:** SJTO  
**Cord Set Length:** 2.5 meters/8'-2", 4.6 meters/15'

### Power Supply Cords

Catalog #	Rating	Plug Type	Conductors	Length	Approvals	
94920 <sup>(1)</sup>	20 A 125 V	L5-20P	12/3 AWG	2.5 m	3, 20	
94940 <sup>(1)</sup>	20 A 250 V	L6-20P	12/3 AWG	2.5 m	3, 20	
94950 <sup>(1)</sup>	30 A 125 V	L5-30P	10/3 AWG	4.6 m	3, 20	
94960 <sup>(1)</sup>	30 A 250 V	L6-30P	10/3 AWG	4.6 m	3, 20	

- (1) NEMA L5-20C, L6-20C, L5-30C and L6-30C locking connectors can be provided for extension cord applications.  
 • 8, 10, 12, 15 foot lengths available. Minimum order may apply.  
 • Black standard color.  
 • Various terminals, custom stripping, hanked cords available.

**Approvals:** 1.ASTA 2.CEBEC 3.CSA 4.DEMKO 5.PSE 6.DFT 7.FI 8.GS 9.IMQ 10.JET 11.JIS 12.KEMA 13.NEMKO  
 14.OVE 15.SAA 16.SABS 17.SEMKO 18.SEV 19.SII 20.UL C-UL 21.UTE 22.VDE 23.ISO 24.CCC 25.IRAM 26.BSI



International Configurations, Inc. • P.O. Box 3374 • Enfield, Connecticut 06083 • TEL (860) 749-6380 • FAX (860) 749-2985  
 InternationalConfig.com • Sales@InternationalConfig.com

© 2009 International Configurations, Inc. Entire contents of this catalog copyrighted.

# IEC 60320 C-13 & C-14 ACCESSORY POWER CORDS

10 Ampere 250 Volt, 2 Pole 3 Wire Grounding  
UL, C-UL, CSA, VDE Approved. (Universal) "CE" Mark



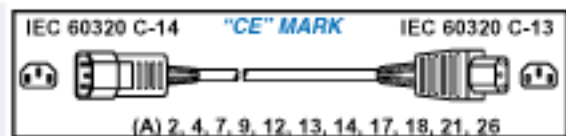
## General Specification Data

Conductor Color Code:	International (Int'l.) Brown (Line), Blue (Neutral), Green/Yellow (Ground)
Plug Standard:	IEC 60320 (320) C-14
Conductor Size / Rating:	18 AWG - 1.0 mm <sup>2</sup> @ 10 Ampere 250 Volt
Jacket O.D. (Approx.):	18/3 AWG - 3 x 1.0 mm <sup>2</sup> = 8.0 mm
Material:	PVC, Jacket Color Black
Connector Standard:	IEC 60320 (320) C-13
Cordage Standards:	SJTO, H05VVF-3G 105°C
Cord Set Length:	3.1 meters/10', 2.5 meters/8'-2", 2.0 meters/6'-7", 1.0 meters/3'-3"



## Power Cord - Detachable Cord Sets

Catalog #	Description	Length	Approvals
98226	C-14 Plug / C-13 connector	2.5 m	3, 20, 22 and (A)
98220	C-14 Plug / C-13 connector	2.0 m	3, 20, 22 and (A)
98216	C-14 Plug / C-13 connector	1.0 m	3, 20, 22 and (A)
98230	C-14 Plug / C-13 connector	3.1 m	3, 20, 22 and (A)
98230x5M	C-14 Plug / C-13 connector	5.0 m	3, 20, 22 and (A)
98226-Y	C-14 Plug / C-13 connectors "Y" Splitter cord	2.5 m	3, 20, 22 and (A)

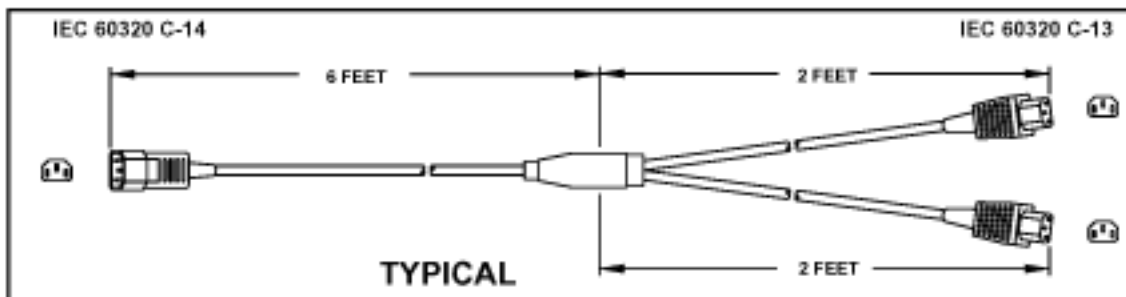


## Power Supply Cords

Catalog #	Description	Length	Approvals
98376	C-13 connector	2.5 m	3, 20, 22 and (A)
98380	C-13 connector	2.0 m	3, 20, 22 and (A)
98385	C-13 connector	1.0 m	3, 20, 22 and (A)
98390	C-13 connector	3.1 m	3, 20, 22 and (A)
98276	C-14 plug	2.5 m	3, 20, 22 and (A)
98280	C-14 plug	2.0 m	3, 20, 22 and (A)
98285	C-14 plug	1.0 m	3, 20, 22 and (A)
98290	C-14 plug	3.1 m	3, 20, 22 and (A)



## "Y" Type Splitter Cord Set



### 98226-Y / 98625-Y (Page 33)

- Black standard color.
- Minimum order may apply on some models.
- Left or right angle IEC 60320 C-13 connector, C-14 plug available. Minimum order applies.

Approvals: 1.ASTA 2.CEBC 3.CSA 4.DEMKO 5.PSE 6.DFT 7.FI 8.GS 9.IMQ 10.JET 11.JIS 12.KEMA 13.NEMKO  
14.OVE 15.SAA 16.SABS 17.SEMKO 18.SEV 19.SII 20.UL, C-UL 21.UTE 22.VDE 23.ISO 24.CCC 25.IRAM 26.BSI





# IEC 60320 C-13 & C-14 ACCESSORY POWER CORDS

13 Ampere / 15 Ampere 250 Volt, 2 Pole 3 Wire Grounding

UL, CSA Listed



IEC 60320 C-13 IEC 60320 C-14

## General Specification Data

**Conductor Color Code:** North American (N.A.) Black (Line), White (Neutral), Green (Ground)  
International (Int'l.) Brown (Line), Blue (Neutral), Green/Yellow (Ground)

**Plug Standard:** IEC 60320 (320) C-14

**Conductor Size / Rating:** 16 AWG @ 13 Ampere, 14 AWG @ 15 Ampere

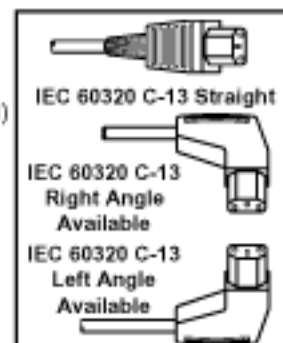
**Jacket O.D. (Approx.):** 16/3 AWG = .345", 14/3 AWG = .380"

**Material:** PVC, Jacket Color Black

**Connector Standard:** IEC 60320 (320) C-13

**Cordage Standard:** SJT 105°C

**Cord Set Length:** 2.5 meters/8'-2", 2.0 meters/6'-7", 1.0 meters/3'-3"



## Power Cord - Detachable Cord Sets

Catalog #	Rating	Description	Length	Approvals	IEC 60320 C-14	IEC 60320 C-13
98525	13 A 250 V	C-14 Plug / C-13 connector	2.5 m	3, 20		
98520	13 A 250 V	C-14 Plug / C-13 connector	2.0 m	3, 20		
98515	13 A 250 V	C-14 Plug / C-13 connector Cordage - SJT 16/3 AWG	1.0 m	3, 20		
98625	15 A 250 V	C-14 Plug / C-13 connector	2.5 m	3, 20		
98620	15 A 250 V	C-14 Plug / C-13 connector	2.0 m	3, 20		
98615	15 A 250 V	C-14 Plug / C-13 connector	1.0 m	3, 20		
98625x5M	15 A 250 V	C-14 Plug / C-13 connector	5.0 m	3, 20		
98625-Y <sup>(1)</sup>	15 A 250 V	C-14 Plug / C-13 connectors Cordage - SJT 14/3 AWG	2.5 m	3, 20		

## Power Supply Cords

Catalog #	Rating	Description	Length	Approvals	IEC 60320 C-13	IEC 60320 C-14
98575	13 A 250 V	Straight C-13 connector	2.5 m	3, 20		
98580	13 A 250 V	Straight C-13 connector	2.0 m	3, 20		
98585	13 A 250 V	Straight C-13 connector Cordage - SJT 16/3 AWG	1.0 m	3, 20		
98675	15 A 250 V	Straight C-13 connector	2.5 m	3, 20		
98680	15 A 250 V	Straight C-13 connector	2.0 m	3, 20		
98685	15 A 250 V	Straight C-13 connector Cordage - SJT 14/3 AWG	1.0 m	3, 20		
98545	13 A 250 V	Straight C-14 plug	2.5 m	3, 20		
98550	13 A 250 V	Straight C-14 plug	2.0 m	3, 20		
98555	13 A 250 V	Straight C-14 plug Cordage - SJT 16/3 AWG	1.0 m	3, 20		
98645	15 A 250 V	Straight C-14 plug	2.5 m	3, 20		
98650	15 A 250 V	Straight C-14 plug	2.0 m	3, 20		
98655	15 A 250 V	Straight C-14 plug Cordage - SJT 14/3 AWG	1.0 m	3, 20		

### (1) See page 32 for details

- Black standard color. White and gray available.
- Custom lengths and shielded cords available.
- Minimum order may apply on some models.
- Various terminals, custom stripping, hanked cords available.
- IEC 60320 C-15 120°C type connector available on some models.

Approvals: 1.ASTA 2.CEBEC 3.CSA 4.DEMKO 5.PSE 6.DFT 7.FI 8.GS 9.IMQ 10.JET 11.JIS 12.KEMA 13.NEMKO 14.OVE 15.SAA 16.SABS 17.SEMKO 18.SEV 19.SII 20.UL C-UL 21.UTE 22.VDE 23.ISO 24.CCC 25.IRAM 26.BSI



International Configurations, Inc. • P.O. Box 3374 • Enfield, Connecticut 06083 • TEL (860) 749-6380 • FAX (860) 749-2985  
InternationalConfig.com • Sales@InternationalConfig.com

© 2009 International Configurations, Inc. Entire contents of this catalog copyrighted.



# IEC 60320 C-13 & C-14 ACCESSORY POWER CORDS

10 Ampere 250 Volt, 2 Pole 3 Wire Grounding

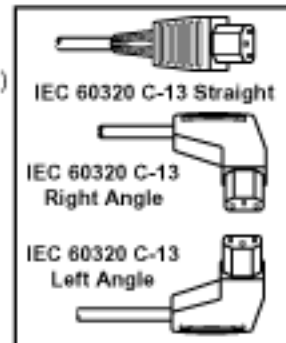
European / International Approvals



IEC 60320 C-13 IEC 60320 C-14

## General Specification Data

**Conductor Color Code:** International (Int'l.) Brown (Line), Blue (Neutral), Green/Yellow (Ground)  
**Plug Standard:** IEC 60320 (320) C-14  
**Conductor Size / Rating:** 1.0 mm<sup>2</sup> @ 10 Ampere 250 Volt  
**Jacket O.D. (Approx.):** 1.0 mm<sup>2</sup> = 7.2 mm  
**Material:** PVC, Jacket Color Black  
**Connector Standard:** IEC 60320 (320) C-13  
**Cordage Standard:** H05VV-F3G  
**Cord Set Length:** 3.1 meters/10', 2.5 meters/8'-2", 2.0 meters/6'-7", 1.0 meters/3'-3"



## Power Cord - Detachable Cord Sets

Catalog #	Rating	Description	Length	Approvals	Diagram
90025	10 A 250 V	Straight C-13 connector	2.5 m	22 and (A)	 IEC 60320 C-14 "CE" MARK IEC 60320 C-13 (A) 2, 4, 7, 12, 13, 14, 17, 18, 26
90020	10 A 250 V	Straight C-13 connector	2.0 m	22 and (A)	
90015	10 A 250 V	Straight C-13 connector	1.0 m	22 and (A)	
90030	10 A 250 V	Straight C-13 connector	3.1 m	22 and (A)	
90025-RA	10 A 250 V	Right angle C-13 connector	2.5 m	22	 IEC 60320 C-14 "CE" MARK IEC 60320 C-13
90020-RA	10 A 250 V	Right angle C-13 connector	2.0 m	22	
90015-RA	10 A 250 V	Right angle C-13 connector	1.0 m	22	
90030-RA	10 A 250 V	Right angle C-13 connector	3.1 m	22	
90025-LA	10 A 250 V	Left angle C-13 connector	2.5 m	22	 IEC 60320 C-14 "CE" MARK IEC 60320 C-13
90020-LA	10 A 250 V	Left angle C-13 connector	2.0 m	22	
90015-LA	10 A 250 V	Left angle C-13 connector	1.0 m	22	
90030-LA	10 A 250 V	Left angle C-13 connector	3.1 m	22	

## Power Supply Cords

Catalog #	Rating	Description	Length	Approvals	Diagram
90175 <sup>(1)</sup>	10 A 250 V	Straight C-13 connector	2.5 m	22 and (A)	 IEC 60320 C-13 "CE" MARK (A) 2, 4, 7, 12, 13, 14, 17, 18, 26
90180 <sup>(1)</sup>	10 A 250 V	Straight C-13 connector	2.0 m	22 and (A)	
90185 <sup>(1)</sup>	10 A 250 V	Straight C-13 connector	1.0 m	22 and (A)	
90190 <sup>(1)</sup>	10 A 250 V	Straight C-13 connector	3.1 m	22 and (A)	
90075 <sup>(1)</sup>	10 A 250 V	Straight C-14 plug	2.5 m	22	 IEC 60320 C-14 "CE" MARK
90080 <sup>(1)</sup>	10 A 250 V	Straight C-14 plug	2.0 m	22	
90085 <sup>(1)</sup>	10 A 250 V	Straight C-14 plug	1.0 m	22	
90090 <sup>(1)</sup>	10 A 250 V	Straight C-14 plug	3.1 m	22	

(1) Add suffix "-RA" to catalog number for Right Angle version and suffix "-LA" for Left Angle version.

- Black standard color. White and gray available.
- Various terminals, custom stripping, hanked cords available.
- Custom lengths and shielded cords available.
- IEC 60320 C-15 120°C type connector available on some models.
- Minimum order may apply on some models.

**Approvals:** 1.ASTA 2.CEBC 3.CSA 4.DEMKO 5.PSE 6.DFT 7.FI 8.GS 9.IMQ 10.JET 11.JIS 12.KEMA 13.NEMKO 14.OVE 15.SAA 16.SABS 17.SEMKO 18.SEV 19.SII 20.UL, C-UL 21.UTE 22.VDE 23.ISO 24.CCC 25.IRAM 26.BSI



# INTERNATIONAL IEC 60320 C-13 ADAPTERS

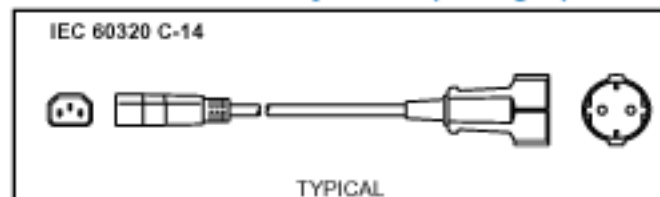
## 2 Pole 3 Wire Grounding



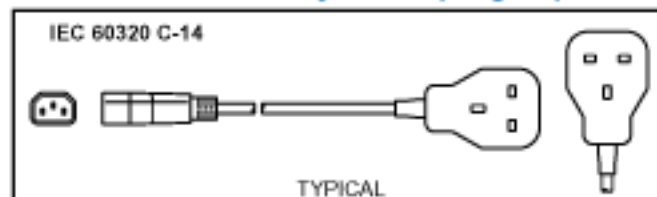
IEC 60320 C-14

For Computers and Electronic Equipment - Converts European Plugs, NEMA Plugs, IEC 60320 C-5, C-7, C-19 Plugs to IEC 60320 C-13 Outlets

### Connector Style "A" (Straight)



### Connector Style "B" (Angled)



### General Specification Data (Int'l.)

**Rating:** 10 Ampere 250 Volt  
**International Cord Spec.:** H05VV-F3G 1.0mm<sup>2</sup>  
**Cord Set Length:** 12"

**Material:** PVC, Jacket Color Black  
**Conductor Color Code:** Brown, Blue, Green/Yellow

PLUG CONFIG.	PLUG ID.	PLUG STANDARD	CONNECTOR CONFIG.	CONN. ID.	CONNECTOR STANDARD	CONN. STYLE	CATALOG NUMBER
	C-14	IEC 60320		EU1-16R	CEE 7	"A"	30600 <sup>(1)</sup>
	C-14	IEC 60320		FR1-16R		"A"	30605
	C-14	IEC 60320		UK1-13R	BS 1363A	"B"	30610
	C-14	IEC 60320		UK2-15R	BS 546A	"B"	30620
	C-14	IEC 60320		AU2-15R	AS / NZS 3112	"A"	30630
	C-14	IEC 60320		SW1-10R	SEV 1011	"A"	30640
	C-14	IEC 60320		IT2-16R	CEI 23-16	"A"	30650 <sup>(1)</sup>
	C-14	IEC 60320		DE1-13R	AST 107	"A"	30660
	C-14	IEC 60320		IS1-16R	SI 32	"B"	30670
	C-14	IEC 60320		AR1-10R	AS/NZS 3112	"A"	30635 <sup>(2)</sup>
	C-14	IEC 60320		CH1-10R	AS/NZS 3112	"A"	30630
	C-14	IEC 60320		IEC 60320	C-19	"A"	30700 <sup>(7)</sup>
	C-14	IEC 60320		IEC 60320	C-5	"A"	90040
	C-18	IEC 60320		IEC 60320	C-7	"A"	90060 <sup>(3)</sup>
	C-14	IEC 60320		NEMA 5-15R	UL 498	"A"	30680 <sup>(4)(5)</sup>
	C-14	IEC 60320		NEMA 6-15R	UL 498	"A"	30690 <sup>(5)</sup>
	C-14	IEC 60320		NEMA L5-15R	UL 498	"A"	30685 <sup>(4)(6)</sup>
	C-14	IEC 60320		NEMA L6-15R	UL 498	"A"	30695 <sup>(6)</sup>

(1) Non-polarized configuration

(2) Argentine connector has the same configuration as the Australian/Chinese type of socket, except the line and neutral conductors are reversed.

(3) Non-grounding 2 pole 2 wire

(4) Use **only** with equipment designed for switching from 250 volts to 125 volts

(5) 3 x 16 AWG conductors, SJT, 13 Ampere

(6) 3 x 14 AWG conductors, SJT, 15 Ampere

(7) Available in 1M, 1.5M, 2M, 2.5M, 3M lengths



International Configurations, Inc. • P.O. Box 3374 • Enfield, Connecticut 06083 • TEL (860) 749-6380 • FAX (860) 749-2985  
 InternationalConfig.com • Sales@InternationalConfig.com

© 2009 International Configurations, Inc. Entire contents of this catalog copyrighted.

# IEC 60320 C-19 & C-20 ACCESSORY POWER CORDS

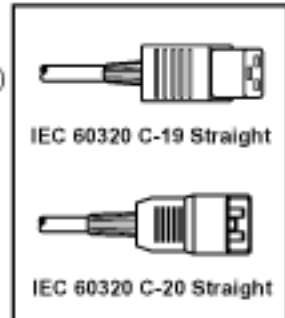
15/16 Ampere 250 Volt, 2 Pole 3 Wire Grounding

UL, C-UL, CSA Listed; VDE Approved. (Universal) "CE" Mark



## General Specification Data

**Conductor Color Code:** International (Int'l.) Brown (Line), Blue (Neutral), Green/Yellow (Ground)  
**Plug Standard:** IEC 60320 (320) C-20  
**Conductor Size / Rating:** 14/3 AWG @ 15 Ampere, 1.5 mm<sup>2</sup> @ 16 Ampere  
**Jacket O.D. (Approx.):** 1.5 mm<sup>2</sup> = .350"  
**Material:** PVC, Jacket Color Black  
**Connector Standard:** IEC 60320 (320) C-19  
**Cordage Standard:** SJTO, H05VV-F3G, 105°C  
**Cord Set Length:** 3.1 meters/10', 2.5 meters/8'-2", 2.0 meters/6'-7", 1.0 meters/3'-3"



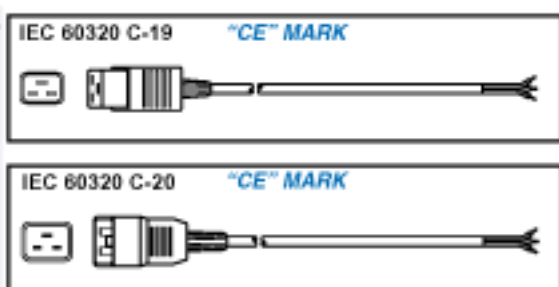
## Power Cord - Detachable Cord Sets

Catalog #	Rating	Description	Length	Approvals
90530	15/16A 250V	C-20 plug/C-19 connector	2.5 m	3, 20, 22
90540	15/16A 250V	C-20 plug/C-19 connector	1.0 m	3, 20, 22
90545	15/16A 250V	C-20 plug/C-19 connector	3.1 m	3, 20, 22
90545x5M	15/16A 250V	C-20 plug/C-19 connector	5.0 m	3, 20, 22



## Power Supply Cords

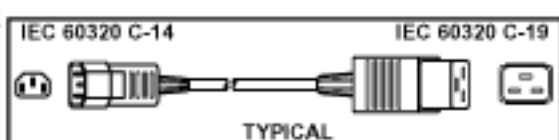
Catalog #	Rating	Description	Length	Approvals
90630	15/16A 250V	Straight C-19 connector	2.5 m	3, 20, 22
90635	15/16A 250V	Straight C-19 connector	2.0 m	3, 20, 22
90640	15/16A 250V	Straight C-19 connector	1.0 m	3, 20, 22
90645	15/16A 250V	Straight C-19 connector	3.1 m	3, 20, 22
90730	15/16A 250V	Straight C-20 plug	2.5 m	3, 20, 22
90735	15/16A 250V	Straight C-20 plug	2.0 m	3, 20, 22
90740	15/16A 250V	Straight C-20 plug	1.0 m	3, 20, 22
90745	15/16A 250V	Straight C-20 plug	3.1 m	3, 20, 22



NOTE: 90630 / 90730 types available in lengths up to 5.0 m

## Adapter Cord Sets, C-14 Plug / C-19 Connector

Catalog #	Rating	Description	Length	Approvals
30700	15A 250V	C-14 Plug/C-19 connector	12 in.	3, 20, 22
30700x1M	15A 250V	C-14 Plug/C-19 connector	1.0 m	3, 20, 22
30700x1.5M	15A 250V	C-14 Plug/C-19 connector	1.5 m	3, 20, 22
30700x2M	15A 250V	C-14 Plug/C-19 connector	2.0 m	3, 20, 22
30700x2.5M	15A 250V	C-14 Plug/C-19 connector	2.5 m	3, 20, 22
30700x10FT	15A 250V	C-14 Plug/C-19 connector	10 FT	3, 20, 22



• Minimum order may apply on some models.

Approvals: 1.ASTA 2.CEBEC 3.CSA 4.DEMKO 5.PSE 6.DFT 7.FI 8.GS 9.IMQ 10.JET 11.JIS 12.KEMA 13.NEMKO  
14.OVE 15.SAA 16.SABS 17.SEMKO 18.SEV 19.SII 20.UL, C-UL 21.UTE 22.VDE 23.ISO 24.CCC 25.IRAM 26.BSI



# IEC 60320 C-19 & C-20 ACCESSORY POWER CORDS

15/20 Ampere 250 Volt, 2 Pole 3 Wire Grounding

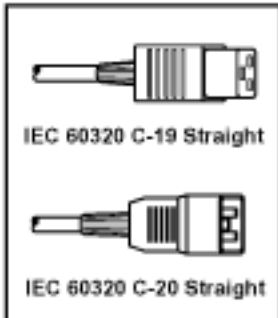
UL Listed, CSA Approved



IEC 60320 C-19 IEC 60320 C-20

## General Specification Data

**Conductor Color Code:** North American (N.A.) Black (Line), White (Neutral), Green (Ground)  
**Plug Standard:** IEC 60320 (320) C-20  
**Conductor Size / Rating:** 14/3 AWG @ 15 Ampere, 12/3 AWG @ 20 Ampere  
**Jacket O.D. (Approx.):** 14/3 AWG = .375", 12/3 AWG = .445"  
**Material:** PVC, Jacket Color Black  
**Connector Standard:** IEC 60320 (320) C-19  
**Cordage Standard:** SJTO 105°C  
**Cord Set Length:** 4.9 meters/16', 2.5 meters/8'-2", 2.0 meters/6'-7", 1.0 meters/3'-3"



## Power Cord - Detachable Cord Sets

Catalog #	Rating	Description	Length	Approvals	IEC 60320 C-20	IEC 60320 C-19
90511 <sup>(1)</sup>	15 A 250 V	C-20 plug / C-19 connector SJT Cordage - 14/3 AWG	2.5 m	3, 20		
90521 <sup>(1)</sup>	20 A 250 V	C-20 plug / C-19 connector	2.5 m	3, 20		
90575 <sup>(1)</sup>	20 A 250 V	C-20 plug / C-19 connector SJTO 105°C Cordage - 12/3 AWG	5.0 m	3, 20		

## Power Supply Cords

Catalog #	Rating	Description	Length	Approvals	IEC 60320 C-19	IEC 60320 C-20
90711 <sup>(1)</sup>	15 A 250 V	Straight C-19 connector SJTO 105°C Cordage - 14/3 AWG	2.5 m	3, 20		
90721 <sup>(1)</sup>	20 A 250 V	Straight C-19 connector	2.5 m	3, 20		
90750 <sup>(1)</sup>	20 A 250 V	Straight C-19 connector	2.0 m	3, 20		
90755 <sup>(1)</sup>	20 A 250 V	Straight C-19 connector	1.0 m	3, 20		
90760 <sup>(1)</sup>	20 A 250 V	Straight C-19 connector SJTO 105°C Cordage - 12/3 AWG	5.0 m	3, 20		
90611 <sup>(1)</sup>	15 A 250 V	Straight C-20 plug SJT Cordage - 14/3 AWG	2.5 m	3, 20		
90621 <sup>(1)</sup>	20 A 250 V	Straight C-20 plug	2.5 m	3, 20		
90665 <sup>(1)</sup>	20 A 250 V	Straight C-20 plug	2.0 m	3, 20		
90670 <sup>(1)</sup>	20 A 250 V	Straight C-20 plug	1.0 m	3, 20		
90675 <sup>(1)</sup>	20 A 250 V	Straight C-20 plug SJTO 105°C Cordage - 12/3 AWG	5.0 m	3, 20		

(1) Left or right angle C-19 connectors or C-20 plugs are available. Minimum order may apply.

- Black standard color.
- Custom lengths are available.
- Various terminals, custom stripping, hanked cords available.
- Minimum order may apply on some models.

**Approvals:** 1.ASTA 2.CEBC 3.CSA 4.DEMKO 5.PSE 6.DFT 7.FI 8.GS 9.IMQ 10.JET 11.JIS 12.KEMA 13.NEMKO  
 14.OVE 15.SAA 16.SABS 17.SEMKO 18.SEV 19.SII 20.UL, C-UL 21.UTE 22.VDE 23.ISO 24.CCC 25.IRAM 26.BSI



International Configurations, Inc. • P.O. Box 3374 • Enfield, Connecticut 06083 • TEL (860) 749-6380 • FAX (860) 749-2985  
 InternationalConfig.com • Sales@InternationalConfig.com

© 2009 International Configurations, Inc. Entire contents of this catalog copyrighted.



# INTERNATIONAL IEC 60320 C-19 ADAPTERS

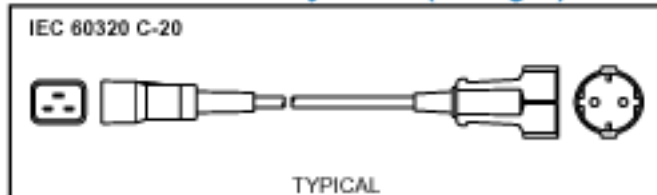
## 2 Pole 3 Wire Grounding



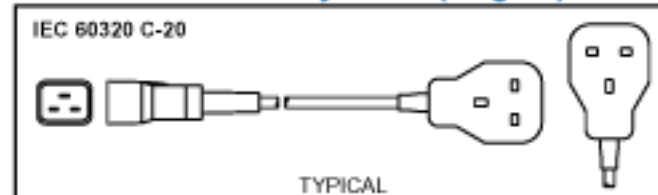
IEC 60320 C-20

For Computers and Electronic Equipment - Converts European and NEMA Plugs to IEC 60320 C-19 Outlets

### Connector Style "A" (Straight)



### Connector Style "B" (Angled)



### General Specification Data

**Rating:** 15 Ampere 125 Volt, 15 Ampere 250 Volt, 10 Ampere 250 Volt, 20 Ampere 125 Volt, 20 Ampere 250 Volt  
**Cord Specifications:** SJT, 14/3 AWG, 12/3 AWG  
**Cord Set Length:** 12"  
**Material:** PVC, Jacket Color Black  
**Conductor Color Code:** Black, White, Green

PLUG CONFIG.	PLUG ID.	PLUG STANDARD	CONNECTOR CONFIG.	CONN. ID.	CONNECTOR STANDARD	CONN. STYLE	CATALOG NUMBER
	C-20	IEC 60320		EU1-16R	CEE 7	"A"	31600 <sup>(1)(4)</sup>
	C-20	IEC 60320		FR1-16R	CEE 7 Variation	"A"	31605 <sup>(4)</sup>
	C-20	IEC 60320		UK1-13R	BS 1363A	"B"	31610 <sup>(4)</sup>
	C-20	IEC 60320		UK2-15R	BS 546A	"B"	31620 <sup>(4)</sup>
	C-20	IEC 60320		AU2-15R	AS / NZS 3112	"A"	31630 <sup>(4)</sup>
	C-20	IEC 60320		SW1-10R	SEV 1011	"A"	31640 <sup>(4)</sup>
	C-20	IEC 60320		IT2-16R	CEI 23-16	"A"	31650 <sup>(1)(4)</sup>
	C-20	IEC 60320		DE1-13R	AST 107	"A"	31660 <sup>(4)</sup>
	C-20	IEC 60320		IS1-16R	SI 32	"B"	31670 <sup>(4)</sup>
	C-20	IEC 60320		AR1-10R	AS/NZS 3112	"A"	31635 <sup>(2)(4)</sup>
	C-20	IEC 60320		CH1-10R	AS/NZS 3112	"A"	31630 <sup>(4)</sup>
	C-20	IEC 60320		NEMA 5-15R	UL 498	"A"	31680 <sup>(3)(4)</sup>
	C-20	IEC 60320		NEMA 6-15R	UL 498	"A"	31690 <sup>(4)</sup>
	C-20	IEC 60320		NEMA L5-15R	UL 498	"A"	31685 <sup>(3)(4)</sup>
	C-20	IEC 60320		NEMA L6-15R	UL 498	"A"	31695 <sup>(4)</sup>
	C-20	IEC 60320		NEMA 5-20R	UL 498	"A"	31700 <sup>(3)(5)</sup>
	C-20	IEC 60320		NEMA 6-20R	UL 498	"A"	31705 <sup>(5)</sup>
	C-20	IEC 60320		NEMA L5-20R	UL 498	"A"	31710 <sup>(3)(5)</sup>
	C-20	IEC 60320		NEMA L6-20R	UL 498	"A"	31715 <sup>(5)</sup>

(1) Non-polarized configuration

(2) Argentine connector has the same configuration as the Australian/Chinese type of socket, except the line and neutral conductors are reversed.

(3) Use **only** with equipment designed for switching from 250 volts to 125 volts

(4) 14/3 AWG SJT

(5) 12/3 AWG SJT



## CONNECTOR RETAINING CLAMPS FOR IEC 60320 (320) C-13, C-14, C-15, C-16, C-17, C-18, C-19, C-20 CORD SETS, PLUGS AND CONNECTORS

"Clamp" and "Swivel Bale" connector retaining clamps are designed to secure IEC 60320 (320) cord sets, plugs and connectors to mating inlets and outlets.

They are available in various sizes and compatible with many of our IEC 60320 (320) cord sets, plugs and connectors. The "Clamp" type can be installed on O.E.M. equipment before or after the equipment is manufactured depending on how the mating inlets / outlets are mounted. The "Swivel Bale" type are intended to be installed when the O.E.M. equipment is manufactured.

NOTE: "Clamp" types require the clamping screw to be released before the cord set, plug or connector can be removed. "Swivel Bale" type pivots at the top of the mounting posts for quick release of mating cord set, plug or connector.



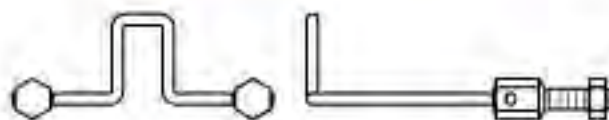
"Clamp On" Style

"Swivel Bale" Style



Front View

Side View



Front View


Side View


### NOTE:

These connector retaining clamps are not compatible with all brands of IEC 60320 plugs and connectors. Contact sales office for product application assistance.



## IEC 60309 CORD SETS & POWER CORDS

20 Ampere 125 Volt, 2 Pole 3 Wire Grounding ..... IEC 60309 4H-P  20 A / 125 V

20 Ampere 250 Volt, 2 Pole 3 Wire Grounding ..... IEC 60309 6H-P  20 A / 250 V

### General Specification Data

**Conductor Color Code:** North American (N.A.) Black (Line), White (Neutral), Green (Ground)  
International (Int'l.) Brown (Line), Blue (Neutral), Green/Yellow (Ground)

**Plug Standards:** UL 498, CSA, IEC 60309

**Conductor Size / Rating:** 14 AWG @ 15 Ampere, 12 AWG @ 20 Ampere  
1.0 mm<sup>2</sup> @ 10 Ampere, 1.5 mm<sup>2</sup> @ 16 Ampere


**Jacket O.D. (Approx.):** 14 AWG = .370", 12 AWG = .445", 1.0 mm<sup>2</sup> = 7.2 mm, 1.5 mm<sup>2</sup> = 8.3 mm

**Material:** PVC, Jacket Color Black, Temperature 105°C, H05VV-F3G 60°C


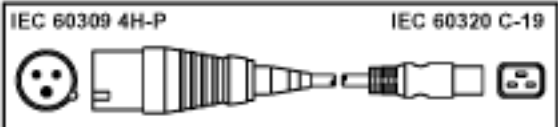
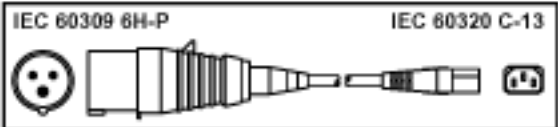

**Connector Standards:** IEC 60320 (320) C-13, C-19

**Cordage Standards:** SJT, H05VV-F3G


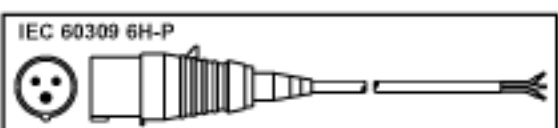
**Cord Set Length:** 2.5 meters/8'-2"



### Power Cord - Detachable Cord Sets

Catalog #	Rating	Plug / Conn.	Cond's.	Length	Component Approvals	Diagram
39020 <sup>(1)</sup>	15 A 125 V	4H-P / C-13	14/3 AWG	2.5 m/8'-2"	3, 20	
39050 <sup>(1)</sup>	20 A 125 V	4H-P / C-19	12/3 AWG	2.5 m/8'-2"	3, 20	
39030 <sup>(1)</sup>	15 A 250 V	6H-P / C-13	14/3 AWG	2.5 m/8'-2"	3, 20	
39035 <sup>(1)</sup>	10 A 230 V	6H-P / C-13	1.0 mm <sup>2</sup>	2.5 m/8'-2"	22	
"CE" Mark on #39035. Recommended for European applications.						
39070 <sup>(1)</sup>	20 A 250 V	6H-P / C-19	12/3 AWG	2.5 m/8'-2"	3, 20	
39016 <sup>(1)</sup>	16 A 230 V	6H-P / C-19	1.5 mm <sup>2</sup>	2.5 m/8'-2"	22, 3, 20	
"CE" Mark on #39016. Recommended for European applications. NOTE: #39016 supplied with "universal" approved SJT 105°C (1.5 mm) cordage						

### Power Supply Cords

Catalog #	Rating	Plug Type	Cond's.	Length	Component Approvals	Diagram
39021 <sup>(1)</sup>	15 A 125 V	4H-P	14/3 AWG	2.5 m/8'-2"	3, 20	
39041 <sup>(1)</sup>	20 A 125 V	4H-P	12/3 AWG	2.5 m/8'-2"	3, 20	
39031 <sup>(1)</sup>	15 A 250 V	6H-P	14/3 AWG	2.5 m/8'-2"	3, 20, 22	
39071 <sup>(1)</sup>	20 A 250 V	6H-P	12/3 AWG	2.5 m/8'-2"	3, 20, 22	
39017 <sup>(1)</sup>	16 A 230 V	6H-P	1.5 mm <sup>2</sup>	2.5 m/8'-2"	22, 3, 20	
"CE" Mark on #39017. Recommended for European applications. NOTE: #39017 supplied with "universal" approved SJT 105°C (1.5 mm) cordage						


- (1) Cord has assembled on plug and / or connector
- Various terminals and custom stripping are available.
  - Custom lengths are available.
  - IEC 60320 C-15 120°C type connector available on some models.

Approvals: 1.ASTA 2.CEBC 3.CSA 4.DEMKO 5.PSE 6.DFT 7.FI 8.GS 9.IMQ 10.JET 11.JIS 12.KEMA 13.NEMKO 14.OVE 15.SAA 16.SABS 17.SEMKO 18.SEV 19.SII 20.UL, C-UL 21.UTE 22.VDE 23.ISO 24.CCC 25.IRAM 26.BSI





## IEC 60309 POWER CORDS

30 Ampere 125 Volt, 2 Pole 3 Wire Grounding ..... IEC 60309 4H-P  30 A / 125 V

30 Ampere 250 Volt, 2 Pole 3 Wire Grounding ..... IEC 60309 6H-P  30 A / 250 V

### General Specification Data

**Conductor Color Code:** North American (N.A.) Black (Line), White (Neutral), Green (Ground)  
 International (Int'l.) Brown (Line), Blue (Neutral), Green/Yellow (Ground)

**Plug Standards:** UL 498, CSA, IEC 60309

**Conductor Size / Rating:** 10 AWG @ 30 Ampere, 4.0 mm<sup>2</sup> @ 32 Ampere

**Jacket O.D. (Approx.):** 10 AWG = .670", 4.0 mm<sup>2</sup> = 5.45 mm

**Material:** PVC, Jacket Color Black, Temperature 90°C, H07RN-F3G Cordage 60°C

**Cordage Standards:** SOOW, H07RN-F

**Cord Set Length:** 2.5 meters/8'-2"

### Power Supply Cords

Catalog #	Rating	Plug Type	Cond's.	Length	Component Approvals	Image
39080 <sup>(1)</sup>	30 A 125 V	4H-P	10/3 AWG	2.5 m/8'-2"	3, 20	

39090 <sup>(1)</sup>	30 A 250 V	6H-P	10/3 AWG	2.5 m/8'-2"	3, 20, 22	
39095 <sup>(1)</sup>	32 A 230 V	6H-P	4.0 mm <sup>2</sup>	2.5 m/8'-2"	22	

NOTE: #39095 supplied with H07RN-F3G, 60°C cordage.  
 "CE" Mark on #39095. Recommended for European applications.  
 NOTE: Available with "universal" approved UL, CSA, VDE 90°C  
 SOOW-H07RN-F 10 AWG (6.0 mm) cordage #39095-A

- (1) Cord has assembled on plug
- Various terminals and custom stripping are available.
  - Custom lengths are available.

Approvals: 1.ASTA 2.CEBEC 3.CSA 4.DEMKO 5.PSE 6.DFT 7.FI 8.GS 9.IMQ 10.JET 11.JIS 12.KEMA 13.NEMKO  
 14.OVE 15.SAA 16.SABS 17.SEMKO 18.SEV 19.SII 20.UL, C-UL 21.UTE 22.VDE 23.ISO 24.CCC 25.IRAM 26.BSI






International Configurations, Inc. • P.O. Box 3374 • Enfield, Connecticut 06083 • TEL (860) 749-6380 • FAX (860) 749-2985  
 InternationalConfig.com • Sales@InternationalConfig.com

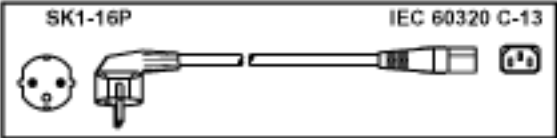
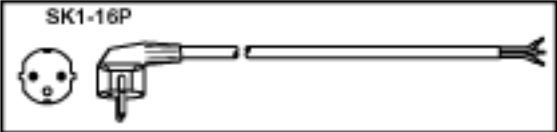
© 2009 International Configurations, Inc. Entire contents of this catalog copyrighted.





## SOUTH KOREA, TAIWAN, BRAZIL CORD SETS & POWER CORDS

10 Ampere 250 Volt, 2 Pole 3 Wire Grounding .....	BR2-10P		10 A / 250 V
16 Ampere 250 Volt, 2 Pole 3 Wire Grounding .....	SK1-16P		16 A / 250 V
15 Ampere 125 Volt, 2 Pole 3 Wire Grounding .....	TW1-15P		15 A / 125 V


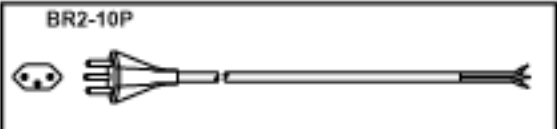
### SOUTH KOREA CORD SETS

Catalog #	Rating	Description	Length	Approvals	
81700	10 A 250 V	Detachable cord set IEC 60320 C-13 connector Black Standard: KSC 8305	2.5 m	KETI	
81750	10 A 250 V	Power supply cord Stripped ends Black Standard: KSC 8305	2.5 m	KETI	

### TAIWAN CORD SETS

Catalog #	Rating	Description	Length	Approvals	
81800	10 A 125 V	Detachable cord set IEC 60320 C-13 connector Black	2.5 m	BSMI	
81840	10 A 125 V	Power supply cord Stripped ends Black	2.5 m	BSMI	

### BRAZIL CORD SETS

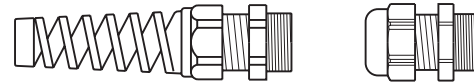
Catalog #	Rating	Description	Length	Approvals	
82100	10 A 250 V	Detachable cord set IEC 60320 C-13 connector Black Standard: NBR 14136	2.5 m	INMETRO	
82140	10 A 250 V	Power supply cord Stripped ends Black Standard: NBR 14136	2.5 m	INMETRO	

Approvals: 1.ASTA 2.CEBEC 3.CSA 4.DEMKO 5.PSE 6.DFT 7.FI 8.GS 9.IMQ 10.JET 11.JIS 12.KEMA 13.NEMKO  
14.OVE 15.SAA 16.SABS 17.SEMKO 18.SEV 19.SII 20.UL, C-UL 21.UTE 22.VDE 23.ISO 24.CCC 25.IRAM 26.BSI



# STRAIN RELIEF CORD CONNECTORS

## Liquid-Tight (IP 68)



**STANDARD TYPE**

**LOCKING NUT**

**FLEX TYPE**

THREAD SIZE*	MAJOR DIAMETER mm	PITCH mm
PG 07	12.5	1.27
PG 09	15.2	1.41
PG 11	18.6	1.41
PG 13.5	20.4	1.41
PG 16	22.5	1.41
PG 21	28.3	1.59
PG 29	37.0	1.59
PG 36	47.0	1.59
PG 42	54.0	1.59
PG 48	59.3	1.59

\* Steel Conduit Thread 10 per DIN 40430

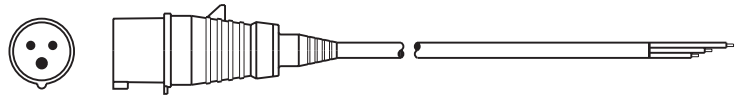
**NOTE: Last 2 digits of catalog number indicate “PG” thread size as per above table**

CATALOG NUMBER (BLACK)	DIAMETER RANGE	"A" MOUNTING HOLE CLEARANCE	"B" MAXIMUM OVERALL LENGTH	"C" THREAD LENGTH	"D" WRENCHING NUT THICKNESS	"E" WRENCHING FLATS	"F" LOCKNUT THICKNESS	"G" LOCKNUT DIAMETER
<b>METRIC PG THREAD - STANDARD TYPE</b>								
20607	.079-.197	.492	1.259	.315	.203	.591	.197	.827
20507	.118-.255	.492	1.259	.315	.203	.591	.197	.827
20609	.079-.236	.599	1.378	.315	.218	.750	.197	.945
20509	.157-.314	.599	1.378	.315	.218	.750	.197	.945
20611	.157-.275	.733	1.500	.315	.218	.866	.197	1.024
20511	.200-.394	.733	1.500	.315	.218	.866	.197	1.024
20613	.341-.354	.804	1.614	.354	.218	.945	.236	1.142
20513	.236-.472	.804	1.614	.354	.218	.945	.236	1.142
20616	.423-.481	.886	1.732	.394	.234	1.063	.236	1.300
20516	.394-.551	.886	1.732	.394	.234	1.063	.236	1.300
20621	.481-.617	1.115	1.929	.433	.250	1.299	.276	1.535
20521	.545-.709	1.115	1.929	.433	.250	1.299	.276	1.535
20629	.511-.787	1.457	2.165	.433	.297	1.654	.276	1.968
20529	.708-.984	1.457	2.165	.433	.297	1.654	.276	1.968
20636	.787-1.023	1.850	2.519	.512	.315	2.087	.315	2.598
20536	.866-1.259	1.850	2.519	.512	.315	2.087	.315	2.598
20642	.984-1.220	2.126	2.638	.512	.360	2.362	.315	2.874
20542	1.259-1.496	2.126	2.638	.512	.360	2.362	.315	2.874
20648	1.141-1.378	2.335	2.717	.551	.360	2.559	.315	3.071
20548	1.456-1.732	2.335	2.717	.551	.360	2.559	.315	3.071
<b>METRIC PG THREAD - FLEX TYPE</b>								
21707	.079-.197	.492	2.560	.315	.203	.591	.197	.827
20707	.118-.255	.492	2.560	.315	.203	.591	.197	.827
21709	.079-.236	.599	2.970	.315	.218	.750	.197	.945
20709	.157-.314	.599	2.970	.315	.218	.750	.197	.945
21711	.157-.275	.733	3.510	.315	.218	.866	.197	1.024
20711	.200-.394	.733	3.510	.315	.218	.866	.197	1.024
21713	.341-.354	.804	4.020	.354	.218	.945	.236	1.142
20713	.236-.472	.804	4.020	.354	.218	.945	.236	1.142
21716	.423-.481	.886	4.540	.394	.234	1.063	.236	1.300
20716	.394-.551	.886	4.540	.394	.234	1.063	.236	1.300
21721	.481-.617	1.115	5.293	.433	.250	1.299	.276	1.535
20721	.545-.709	1.115	5.293	.433	.250	1.299	.276	1.535

**ALL DIMENSIONS ARE IN INCHES**



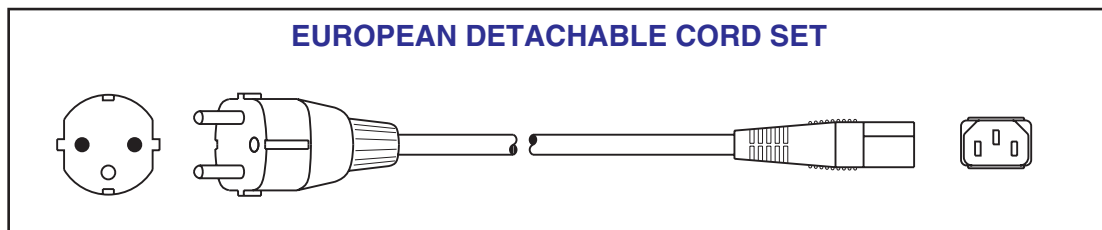
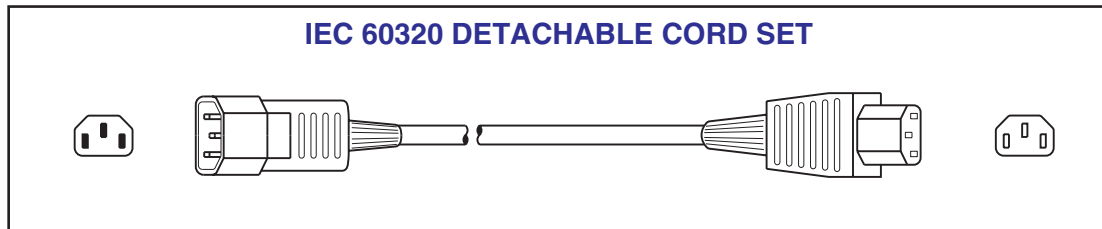
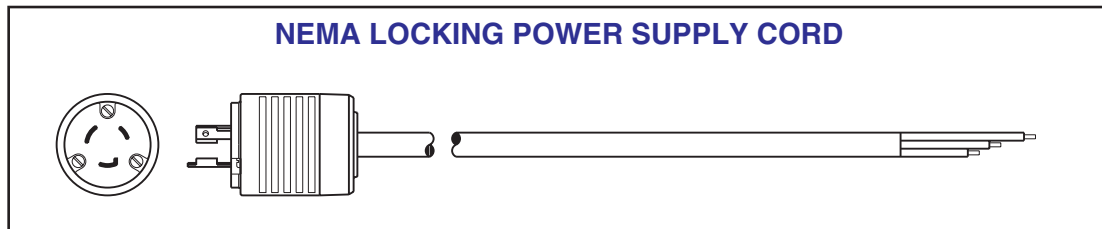
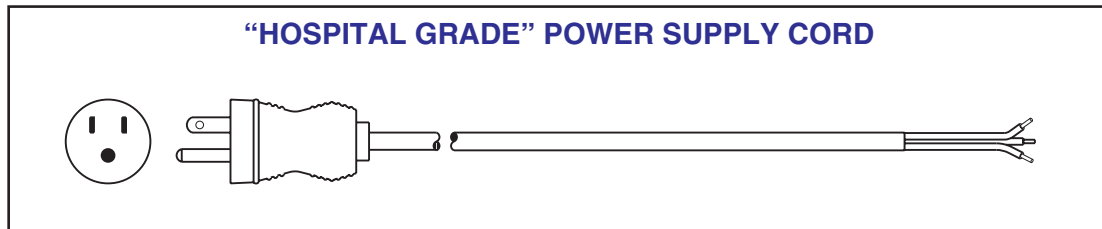
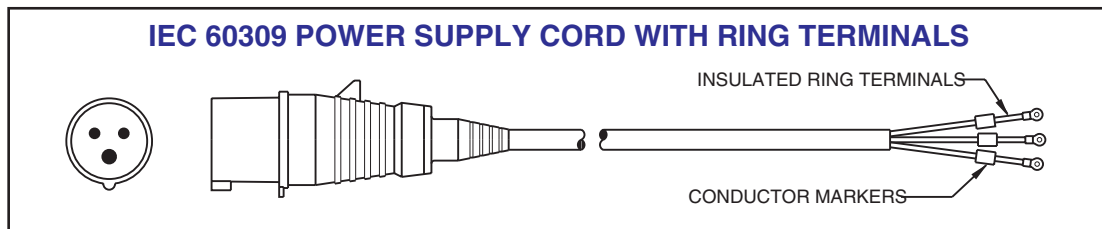
# CUSTOM POWER SUPPLY CORDS AND CORD SETS



International Configurations, Inc. provides a wide range of custom power supply cords and detachable cord sets for international and domestic applications. These products include harmonized / approved European or UL / CSA certified cordage and approved IEC 60309, IEC 60320, NEMA and European plugs and connectors.

Power supply cords are available with ring, slip-on and flag terminals in a number of sizes and variations. Cordage, connectors and terminals are standard stock components which allows us to provide you with a high level of service. Shown below are a few examples.

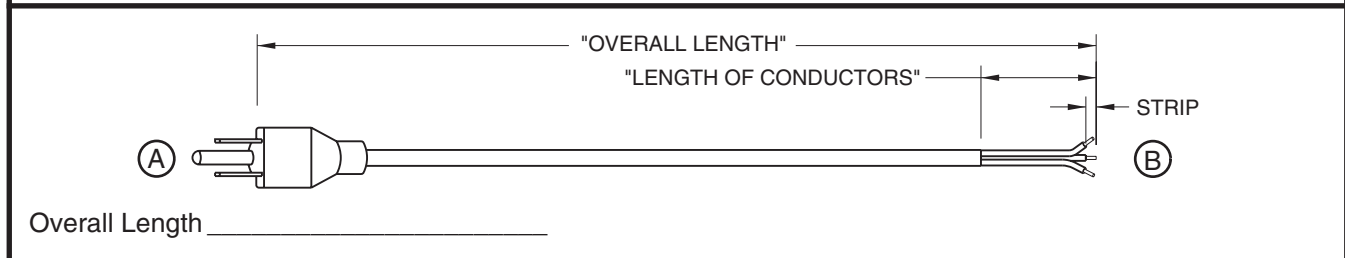
**Send us your specifications for a prompt quote!**



# PRODUCT SPECIFICATION SHEET

Company Name _____	Name _____
Street _____	Title _____
City _____ State/Prov _____	Telephone _____
Zip/Postal _____	Fax _____
Country _____	Email _____
Type of product Manufactured _____	

Part Number \_\_\_\_\_ Quantity \_\_\_\_\_



**“A” Plug End**

Specify the Plug (male) type \_\_\_\_\_

**“B” Connector End**

Specify the Connector (female) type \_\_\_\_\_

If no plug is required provide the following information

Conductor Color	Length Cond.	Length Strip	Tin Cond.	Terminals Required
Brown/Black				
Blue/White				
Grn-Yellow/Green				

If no Connector is required provide the following information

Conductor Color	Length Cond.	Length Strip	Tin Cond.	Terminals Required
Brown/Black				
Blue/White				
Grn-Yellow/Green				

**Cordage Specifications**

Wire Size:  AWG:  18 AWG  16 AWG  14 AWG  12 AWG  Other \_\_\_\_\_

Metric:  0.75 mm<sup>2</sup>  1.0 mm<sup>2</sup>  1.5 mm<sup>2</sup>  2.5 mm<sup>2</sup>  Other \_\_\_\_\_

Number of Conductors:  2  3  4  5

Conductor Insulation Color Code:  North American - Black (Line), White (Neutral), Green (Ground)

CEE (International) - Brown (Line), Blue (Neutral), Green-Yellow (Ground)

Shielding:  None  Mylar Foil  Foil and Braid  Braid

Jacket Material:  PVC  Rubber  Oil Resistant  Water Resistant

Jacket Color:  Black  Gray  White  Other \_\_\_\_\_

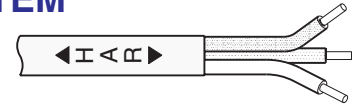
Temperature Rating:  60°C  65°C  70°C  90°C  105°C  Other \_\_\_\_\_

Rating: \_\_\_\_\_ Amps \_\_\_\_\_ Volts

Packaging:  Bulk Packed  Twist tie hank  Coiled and Tied  Bagged



# HARMONIZED (HAR) CORDAGE IDENTIFICATION SYSTEM



Harmonized cables are utilized on electronic and electrical equipment that is intended for use in Europe.

For years, European trade was very cumbersome since most countries required compliance to their own electrical standards. In order to facilitate export trade to the European communities, and develop a common European marketplace, an international safety standards agency called the European Committee for Electrotechnical Standardization (CENELEC) was formed to develop electrical standards that would be universally acceptable to all CENELEC member nations which are noted in the table below.

The electrical standards are classified as Harmonization Documents. "HAR" cordage and hook-up wire conforms to Harmonization Documents HD-21 and HD-22:

- HD-21 Specification for Polyvinyl chloride insulated wire and cables.
- HD-22 Specification for rubber insulated flexible cords and cables.

Compliance with these standards demands the use of Harmonized products on equipment operating in all CENELEC member countries. Additionally, Underwriters Laboratories (UL)

approved the use of HAR cables on equipment for use outside the United States.

In order to identify a harmonized wire or cable, one of the following identification methods are employed: (1) Printed letters (HAR) on either the overall jacket or conductor insulation, or (2) Printed tape or identification threads.

Recommended applications as defined in the Harmonization Documents are as follows:

- Polyvinyl Chloride Cord (H05VV-F) - for use in offices, domestic premises, kitchens, household appliances, washing machines, spin dryers, refrigerators. Permitted for cooking and heating appliances, providing cable not in contact with hot parts and is not subject to radiation (UNSUITABLE FOR OUTDOOR USE).
- Rubber Cord (H07RN-F) - for use when cable subjected to mechanical stresses in dry and damp areas. Use as power for transportable motors, appliances, domestic electric tools and electrical tools such as circular saws, agricultural use, and utility water equipment. Can be installed on plaster and direct installation on structural parts of hoist and other heavy machines.

HARMONIZED WIRE CODING SYSTEM	LICENSING BODIES OF CENELEC																																	
<div style="text-align: center;"> <p>1 2    3 4 5 - 6    7 8 9</p> </div> <ol style="list-style-type: none"> <li>1. <b>BASIC TYPE</b> H Harmonized Type A National Type</li> <li>2. <b>WORKING VOLTAGE</b> 03 300/300 Volt 05 300/500 Volt 07 450/750 Volt</li> <li>3. <b>INSULATING</b> V PVC R Rubber S Silicone Rubber</li> <li>4. <b>SHEATH-CLADDING MATERIAL</b> V PVC R Rubber N Chloroprene Rubber J Glass-filament Braiding T Textile Braiding</li> <li>5. <b>SPECIAL FEATURES</b> H Ribbon Cable, Separable H2 Ribbon Cable, Non-Separable</li> <li>6. <b>CONDUCTOR TYPES</b> U Single Wire R Multi-Wire K Fine Wire (Permanently Installed) F Fine Wire (Flexible) H Superfine Wire Y Tinsel Strand</li> <li>7. <b>NUMBER OF CORES</b> Number of Cores</li> <li>8. <b>PROTECTIVE CONDUCTOR</b> X Without Protective Conductor G With Protective Conductor</li> <li>9. <b>CONDUCTOR CROSS-SECTIONAL</b></li> </ol>	<table style="width: 100%; border-collapse: collapse;"> <tr> <td style="width: 30%;">AUSTRIA</td> <td>Osterreichischer Verband for Elektrotechnik (OVE)</td> </tr> <tr> <td>BELGIUM</td> <td>Comite' Electrotechnique Belge (CEBEC)</td> </tr> <tr> <td>DENMARK</td> <td>Denmarks Elektriske Materiel Kontrol (DEMKO)</td> </tr> <tr> <td>FRANCE</td> <td>Union Technique de l' Electricite' (UTE)</td> </tr> <tr> <td>FEDERAL REPUBLIC OF GERMANY</td> <td>Verband Deutscher Elektrotechniker (VDE) e.V. Prufstelle</td> </tr> <tr> <td>FINLAND</td> <td>Electrical Inspectorate (SETI)</td> </tr> <tr> <td>GREECE</td> <td>Hellenic Organization for Standardization (ELOT)</td> </tr> <tr> <td>IRELAND</td> <td>National Standards Authority of Ireland (NSAI)</td> </tr> <tr> <td>ITALY</td> <td>Istituto Italiano del Marchio di Qualita (IMQ)</td> </tr> <tr> <td>NETHERLANDS</td> <td>N.V. tot Keuring van Elektrotechnische Materialen (KEMA)</td> </tr> <tr> <td>NORWAY</td> <td>NEMKO</td> </tr> <tr> <td>PORTUGAL</td> <td>Institute Portugues Da Qualidade (IPQ)</td> </tr> <tr> <td>SPAIN</td> <td>Asociacion Electrotecnica Y Electronica Espanola</td> </tr> <tr> <td>SWEDEN</td> <td>Svenska Elektriska Materiel Kontrollanstalten (SEMKO)</td> </tr> <tr> <td>SWITZERLAND</td> <td>Schweizerischer Elektrotechnischer Verein (SEV)</td> </tr> <tr> <td>UNITED KINGDOM</td> <td>B.A.S.E.C. - British Approvals Service for Electric Cables Ltd.</td> </tr> </table>	AUSTRIA	Osterreichischer Verband for Elektrotechnik (OVE)	BELGIUM	Comite' Electrotechnique Belge (CEBEC)	DENMARK	Denmarks Elektriske Materiel Kontrol (DEMKO)	FRANCE	Union Technique de l' Electricite' (UTE)	FEDERAL REPUBLIC OF GERMANY	Verband Deutscher Elektrotechniker (VDE) e.V. Prufstelle	FINLAND	Electrical Inspectorate (SETI)	GREECE	Hellenic Organization for Standardization (ELOT)	IRELAND	National Standards Authority of Ireland (NSAI)	ITALY	Istituto Italiano del Marchio di Qualita (IMQ)	NETHERLANDS	N.V. tot Keuring van Elektrotechnische Materialen (KEMA)	NORWAY	NEMKO	PORTUGAL	Institute Portugues Da Qualidade (IPQ)	SPAIN	Asociacion Electrotecnica Y Electronica Espanola	SWEDEN	Svenska Elektriska Materiel Kontrollanstalten (SEMKO)	SWITZERLAND	Schweizerischer Elektrotechnischer Verein (SEV)	UNITED KINGDOM	B.A.S.E.C. - British Approvals Service for Electric Cables Ltd.	
AUSTRIA	Osterreichischer Verband for Elektrotechnik (OVE)																																	
BELGIUM	Comite' Electrotechnique Belge (CEBEC)																																	
DENMARK	Denmarks Elektriske Materiel Kontrol (DEMKO)																																	
FRANCE	Union Technique de l' Electricite' (UTE)																																	
FEDERAL REPUBLIC OF GERMANY	Verband Deutscher Elektrotechniker (VDE) e.V. Prufstelle																																	
FINLAND	Electrical Inspectorate (SETI)																																	
GREECE	Hellenic Organization for Standardization (ELOT)																																	
IRELAND	National Standards Authority of Ireland (NSAI)																																	
ITALY	Istituto Italiano del Marchio di Qualita (IMQ)																																	
NETHERLANDS	N.V. tot Keuring van Elektrotechnische Materialen (KEMA)																																	
NORWAY	NEMKO																																	
PORTUGAL	Institute Portugues Da Qualidade (IPQ)																																	
SPAIN	Asociacion Electrotecnica Y Electronica Espanola																																	
SWEDEN	Svenska Elektriska Materiel Kontrollanstalten (SEMKO)																																	
SWITZERLAND	Schweizerischer Elektrotechnischer Verein (SEV)																																	
UNITED KINGDOM	B.A.S.E.C. - British Approvals Service for Electric Cables Ltd.																																	



# NOTES

---



# INTERNATIONAL



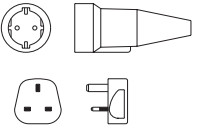
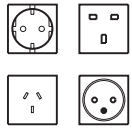
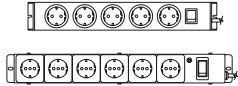
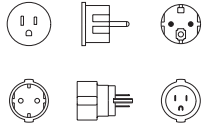

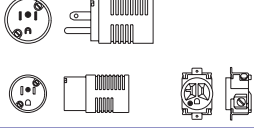
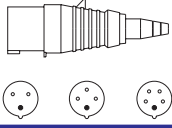
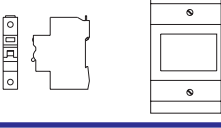
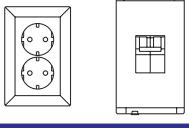
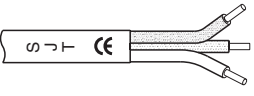
## *INTERNATIONAL WIRING DEVICES*



© 2004 International Configurations, Inc. Entire contents of this catalog copyrighted. [www.InternationalConfig.com](http://www.InternationalConfig.com)

International Configurations, Inc. • P.O. Box 3374 • Enfield, Connecticut 06083 • TEL (860) 749-6380 • FAX (860) 749-2985

# TABLE OF CONTENTS

	Page	
	<b>International Plugs, Receptacles, Connectors, Inlets, GFCI (RCD) Plugs and Receptacles</b>	<b>60-92</b>
	<b>International Modular Snap-in Receptacles, Pilot Lights, Switches, Wall Plates</b>	<b>93-100</b>
	<b>International Multiple Outlet Power Strips, Surge Suppression Strips</b>	<b>101-114</b>
	<b>International Plug Adapters, Step-Down Transformers, Step-Up Transformers</b>	<b>115-126</b>
	<b>IEC 60320 Inlets, Outlets, Plugs, Connectors</b>	<b>127-152</b>
	<b>NEMA Locking, Straight Blade Plugs, Receptacles, Connectors</b>	<b>153-168</b>
	<b>IEC 60309 - CEE 17 UL / CSA / European Plugs, Receptacles, Connectors</b>	<b>169-196</b>
	<b>GFCI (RCCB), (RCBO) Circuit Breakers, Overload Circuit Breakers, Light Fixtures, Enclosures</b>	<b>197-201</b>
	<b>Mobile Vehicle / RV Connectors, Miscellaneous Devices</b>	<b>202-203</b>
	<b>UL / CSA / European Cordage, Hook Up Wire, Strain Reliefs</b>	<b>204-210</b>





# HOW TO FIND PRODUCTS - COMPONENTS SECTION

The products in this catalog section are presented in three specific groups based upon plug / receptacle configurations and are identified as **International Type**, **IEC 60320 Type** and **IEC 60309 Type**.

**International Type** plugs and receptacles are generally country specific, whereas **IEC 60320** and **IEC 60309** are intended for universal applications and recognized by most countries around the world.

Component products can be selected by using the **Worldwide Product Selection Guide on pages 52-56** or by using the **Configuration Charts on pages 57-59**.

## EXAMPLE

### Worldwide Product Selection Guide (Components)

COUNTRY	CONFIGURATION		INTERNATIONAL	IEC 60320	IEC 60309
	RECEPTACLE	PLUG	TYPE	TYPE	TYPE
Afghanistan .....	UK2-15, UK3-5 ...	UK2-15, UK3-5 .....	SEE PAGE(S) 67, 68 .....	SEE PAGE(S) 127-151 .....	SEE PAGE(S) 169-195

The catalog page(s) indicated above under "International Type" will list plugs and receptacles normally used in Afghanistan.


The pages shown under IEC 60320 and IEC 60309 will list accessory and high power plugs and receptacles.

## EXAMPLE

### Configuration Chart

The configuration charts shown on pages 57-59 indicate both the plug and receptacle (outlet) configuration used in specific countries.

The configuration charts include catalog page(s) where the plugs and receptacles appear.



**Note:** The plug and receptacle configuration(s) recommended represents the preponderance of usage in that country and other plug configurations may be required for older installations.

**The information and recommendations presented here were compiled from a large number of sources. There is consequently some possibility of error or omissions for which International Configurations, Inc. cannot assume responsibility. The information presented here should not be taken as final in the case of industrial or highly specialized commercial installations.**



# WORLDWIDE PRODUCT SELECTION GUIDE - COMPONENTS

COUNTRY	CONFIGURATION		INTERNATIONAL	IEC 60320	IEC 60309
	RECEPTACLE	PLUG	TYPE	TYPE	TYPE
			SEE PAGE(S)	SEE PAGE(S)	SEE PAGE(S)
Afghanistan	UK2-15, UK3-5	UK2-15, UK3-5	67, 68	127-152	169-196
Albania	EU-2*	EU-2*		127-152	169-196
Algeria	FR1-16	EU1-16	63, 64	127-152	169-196
American Samoa	Nema 5-15	Nema 5-15	154-156	127-152	169-196
Andorra	EU-2*	EU-2*		127-152	169-196
Angola	EU-2*	EU-2*		127-152	169-196
Anguilla	UK1-13, UK2-15	UK1-13, UK2-15	65-67	127-152	169-196
Antigua and Barbuda	Nema 5-15	Nema 5-15	154-156	127-152	169-196
Argentina	AR1-10	AR1-10	78	127-152	169-196
Armenia	EU-2*	EU-2*		127-152	169-196
Aruba	EU-2*	EU-2*		127-152	169-196
Australia	<b>AU1-10</b> , AU2-15	<b>AU1-10</b> , AU2-15	69-71	127-152	169-196
Austria	EU1-16	EU1-16	60-62	127-152	169-196
Azerbaijan	EU1-16	EU1-16	60-62	127-152	169-196
Bahamas	Nema 5-15	Nema 5-15	154-156	127-152	169-196
Bahrain	UK1-13	UK1-13	65, 66	127-152	169-196
Bangladesh	UK2-15, UK3-5	UK2-15, UK3-5	67, 68	127-152	169-196
Barbados	Nema 5-15	Nema 5-15	154-156	127-152	169-196
Belarus	EU1-16	EU1-16	60-62	127-152	169-196
Belgium	FR1-16	EU1-16	63, 64	127-152	169-196
Belize	Nema 5-15	Nema 5-15	154-156	127-152	169-196
Benin	UK2-15, UK3-5	UK2-15, UK3-5	67, 68	127-152	169-196
Bermuda	Nema 5-15	Nema 5-15	154-156	127-152	169-196
Bhutan	EU-2*	EU-2*		127-152	169-196
Bolivia	EU-2*	EU-2*		127-152	169-196
Bosnia and Herzegovina	EU1-16	EU1-16	60-62	127-152	169-196
Botswana	<b>UK1-13</b> , UK2-15	<b>UK1-13</b> , UK2-15	65-67	127-152	169-196
Brazil	BR1-15	Nema 5-15	84	127-152	169-196
British Virgin Islands	Nema 5-15	Nema 5-15	154-156	127-152	169-196
Brunei	EU1-16	EU1-16	60-62	127-152	169-196
Bulgaria	EU1-16	EU1-16	60-62	127-152	169-196
Burma	<b>UK1-13</b> , UK2-15	<b>UK1-13</b> , UK2-15	65-67	127-152	169-196
Burundi	EU1-16	EU1-16	60-62	127-152	169-196
Cambodia	EU-2*	EU-2*		127-152	169-196
Cameroon	FR1-16	EU1-16	63, 64	127-152	169-196
Canada	Nema 5-15	Nema 5-15	154-156	127-152	169-196
Cape Verde	EU1-16	EU1-16	60-62	127-152	169-196
Cayman Islands	Nema 5-15	Nema 5-15	154-156	127-152	169-196
Central African Rep.	FR1-16	EU1-16	63, 64	127-152	169-196
Chad	EU1-16	EU1-16	60-62	127-152	169-196
Chile	IT1-10	IT1-10	72	127-152	169-196
China	<b>CH1-10</b> , CH2-16	<b>CH1-10</b> , CH2-16	79-81	127-152	169-196
Columbia	Nema 5-15	Nema 5-15	154-156	127-152	169-196
Comoros	FR1-16	EU1-16	63, 64	127-152	169-196
Congo, Democratic Republic	FR1-16	EU1-16	63, 64	127-152	169-196
Congo, Republic of the	EU-2*	EU-2*		127-152	169-196

\*NOTE: EU-2 indicates various plug/receptacle configurations used in these countries. Contact sales office for assistance.



# WORLDWIDE PRODUCT SELECTION GUIDE - COMPONENTS

COUNTRY	CONFIGURATION		INTERNATIONAL	IEC 60320	IEC 60309
	RECEPTACLE	PLUG	TYPE SEE PAGE(S)	TYPE SEE PAGE(S)	TYPE SEE PAGE(S)
Costa Rica	EU-2*	EU-2*		127-152	169-196
Cote d'Ivoire	EU-2*	EU-2*		127-152	169-196
Croatia	EU1-16	EU1-16	60-62	127-152	169-196
Cuba	NEMA 5-15	NEMA 5-15	154-156	127-152	169-196
Cyprus	UK1-13	UK1-13	65, 66	127-152	169-196
Czech Republic	EU1-16	EU1-16	60-62	127-152	169-196
Denmark	DE1-13	DE1-13	77	127-152	169-196
Djibouti	FR1-16	EU1-16	63, 64	127-152	169-196
Dominica	UK1-13	UK1-13	65, 66	127-152	169-196
Dominican Rep.	EU-2*	EU-2*		127-152	169-196
Ecuador	Nema 5-15	Nema 5-15	154-156	127-152	169-196
Egypt	EU1-16	EU1-16	60-62	127-152	169-196
El Salvador	Nema 5-15	Nema 5-15	154-156	127-152	169-196
Equatorial Guinea	EU-2*	EU-2*		127-152	169-196
Eritrea	EU1-16	EU1-16	60-62	127-152	169-196
Estonia	EU-2*	EU-2*		127-152	169-196
Ethiopia	IT1-10	IT1-10	72	127-152	169-196
Falkland Islands (Malvinas)	UK1-13	UK1-13	65, 66	127-152	169-196
Faroe Islands	EU-2*	EU-2*		127-152	169-196
Fiji	<b>AU1-10, AU2-15</b>	<b>AU1-10, AU2-15</b>	69-71	127-152	169-196
Finland	EU1-16	EU1-16	60-62	127-152	169-196
France	FR1-16	EU1-16	63, 64	127-152	169-196
French Guiana	FR1-16	EU1-16	63, 64	127-152	169-196
French Polynesia	EU-2*	EU-2*		127-152	169-196
Gabon	FR1-16	EU1-16	63, 64	127-152	169-196
Gambia	UK1-13	UK1-13	65, 66	127-152	169-196
Gaza Strip	EU-2*	EU-2*		127-152	169-196
Georgia	EU1-16	EU1-16	60-62	127-152	169-196
Germany	EU1-16	EU1-16	60-62	127-152	169-196
Ghana	<b>UK1-13, UK2-15</b>	<b>UK1-13, UK2-15</b>	65-67	127-152	169-196
Gibraltar	UK1-13	UK1-13	65, 66	127-152	169-196
Greece	EU1-16	EU1-16	60-62	127-152	169-196
Greenland	EU1-16	EU1-16	60-62	127-152	169-196
Grenada	EU-2*	EU-2*		127-152	169-196
Guadeloupe	FR1-16	EU1-16	63, 64	127-152	169-196
Guam	Nema 5-15	Nema 5-15	154-156	127-152	169-196
Guatemala	Nema 5-15	Nema 5-15	154-156	127-152	169-196
Guinea	FR1-16	EU1-16	63, 64	127-152	169-196
Guinea-Bissau	EU1-16	EU1-16	60-62	127-152	169-196
Guyana	Nema 5-15	Nema 5-15	154-156	127-152	169-196
Haiti	Nema 5-15	Nema 5-15	154-156	127-152	169-196
Honduras	Nema 5-15	Nema 5-15	154-156	127-152	169-196
Hong Kong	<b>UK1-13, UK2-15</b>	<b>UK1-13, UK2-15</b>	65-67	127-152	169-196
Hungary	EU1-16	EU1-16	60-62	127-152	169-196
Iceland	EU1-16	EU1-16	60-62	127-152	169-196
India	UK2-15, UK3-5	UK2-15, UK3-5	67, 68	127-152	169-196

\*NOTE: EU-2 indicates various plug/receptacle configurations used in these countries. Contact sales office for assistance.



# WORLDWIDE PRODUCT SELECTION GUIDE - COMPONENTS

COUNTRY	CONFIGURATION		INTERNATIONAL	IEC 60320	IEC 60309
	RECEPTACLE	PLUG	TYPE	TYPE	TYPE
			SEE PAGE(S)	SEE PAGE(S)	SEE PAGE(S)
Indonesia	FR1-16	EU1-16	63, 64	127-152	169-196
Iran	EU-2*	EU-2*		127-152	169-196
Iraq	<b>UK1-13, UK2-15</b>	<b>UK1-13, UK2-15</b>	65-67	127-152	169-196
Ireland	UK1-13	UK1-13	65, 66	127-152	169-196
Israel	IS1-16	IS1-16	76	127-152	169-196
Italy	<b>IT1-10, IT2-16</b>	<b>IT1-10, IT2-16</b>	72, 73	127-152	169-196
Jamaica	Nema 5-15	Nema 5-15	154-156	127-152	169-196
Japan	JA1-15	JA1-15	82	127-152	169-196
Jordan	EU1-16	EU1-16	60-62	127-152	169-196
Kazakhstan	EU1-16	EU1-16	60-62	127-152	169-196
Kenya	<b>UK1-13, UK2-15</b>	<b>UK1-13, UK2-15</b>	65-67	127-152	169-196
Kiribati	EU-2*	EU-2*		127-152	169-196
Korea, North	EU-2*	EU-2*		127-152	169-196
Korea, South	<b>EU1-16, Nema5-15</b>	<b>EU1-16, Nema5-15</b>	154-156, 60-62	127-152	169-196
Kuwait	UK1-13	UK1-13	65, 66	127-152	169-196
Kyrgyzstan	EU1-16	EU1-16	60-62	127-152	169-196
Laos	EU-2*	EU-2*		127-152	169-196
Latvia	EU-2*	EU-2*		127-152	169-196
Lebanon	EU-2*	EU-2*		127-152	169-196
Lesotho	EU-2*	EU-2*		127-152	169-196
Liberia	UK1-13	UK1-13	65, 66	127-152	169-196
Libya	<b>IT1-10, IT2-16</b>	<b>IT1-10, IT2-16</b>	72, 73	127-152	169-196
Liechtenstein	EU1-16	EU1-16	60-62	127-152	169-196
Lithuania	EU-2*	EU-2*		127-152	169-196
Luxembourg	EU1-16	EU1-16	60-62	127-152	169-196
Macau	UK2-15, UK3-5	UK2-15, UK3-5	67, 68	127-152	169-196
Macedonia	EU1-16	EU1-16	60-62	127-152	169-196
Madagascar	FR1-16	EU1-16	63, 64	127-152	169-196
Malawi	UK1-13	UK1-13	65, 66	127-152	169-196
Malaysia	UK1-13	UK1-13	65, 66	127-152	169-196
Maldives	UK2-15, UK3-5	UK2-15, UK3-5	67	127-152	169-196
Mali	FR1-16	EU1-16	63, 64	127-152	169-196
Malta	UK1-13	UK1-13	65, 66	127-152	169-196
Mariana Islands	Nema 5-15	Nema 5-15	154-156	127-152	169-196
Marshall Islands	Nema 5-15	Nema 5-15	154-156	127-152	169-196
Martinique	FR1-16	EU1-16	63, 64	127-152	169-196
Mauritania	EU-2*	EU-2*		127-152	169-196
Mauritius	UK1-13	UK1-13	65, 66	127-152	169-196
Mexico	Nema 5-15	Nema 5-15	154-156	127-152	169-196
Micronesia	Nema 5-15	Nema 5-15	154-156	127-152	169-196
Midway Islands	Nema 5-15	Nema 5-15	154-156	127-152	169-196
Moldova	EU-2*	EU-2*		127-152	169-196
Monaco	EU1-16	EU1-16	60-62	127-152	169-196
Mongolia	EU-2*	EU-2*		127-152	169-196
Montserrat	EU1-16	EU1-16	60-62	127-152	169-196
Morocco	EU1-16	EU1-16	60-62	127-152	169-196

\*NOTE: EU-2 indicates various plug/receptacle configurations used in these countries. Contact sales office for assistance.





# WORLDWIDE PRODUCT SELECTION GUIDE - COMPONENTS

COUNTRY	CONFIGURATION		INTERNATIONAL	IEC 60320	IEC 60309
	RECEPTACLE	PLUG	TYPE	TYPE	TYPE
			SEE PAGE(S)	SEE PAGE(S)	SEE PAGE(S)
Mozambique .....	EU1-16 .....	EU1-16 .....	60-62 .....	127-152 .....	169-196 .....
Namibia .....	UK2-15, UK3-5 .....	UK2-15, UK3-5 .....	67 .....	127-152 .....	169-196 .....
Nauru .....	EU-2* .....	EU-2* .....	.....	127-152 .....	169-196 .....
Nepal .....	UK2-15, UK3-5 .....	UK2-15, UK3-5 .....	67 .....	127-152 .....	169-196 .....
Netherlands .....	EU1-16 .....	EU1-16 .....	60-62 .....	127-152 .....	169-196 .....
Netherlands Antilles .....	EU1-16 .....	EU1-16 .....	60-62 .....	127-152 .....	169-196 .....
New Caledonia .....	EU1-16 .....	EU1-16 .....	60-62 .....	127-152 .....	169-196 .....
New Zealand .....	<b>AU1-10, AU2-15 .....</b>	<b>AU1-10, AU2-15 .....</b>	69-71 .....	127-152 .....	169-196 .....
Nicaragua .....	Nema 5-15 .....	Nema 5-15 .....	154-156 .....	127-152 .....	169-196 .....
Niger .....	EU-2* .....	EU-2* .....	.....	127-152 .....	169-196 .....
Nigeria .....	<b>UK1-13, UK2-15 .....</b>	<b>UK1-13, UK2-15 .....</b>	65-67 .....	127-152 .....	169-196 .....
Northern Ireland .....	UK1-13 .....	UK1-13 .....	65, 66 .....	127-152 .....	169-196 .....
Norway .....	EU1-16 .....	EU1-16 .....	60-62 .....	127-152 .....	169-196 .....
Oman .....	UK1-13 .....	UK1-13 .....	65, 66 .....	127-152 .....	169-196 .....
Pakistan .....	UK2-15, UK3-5 .....	UK2-15, UK3-5 .....	67 .....	127-152 .....	169-196 .....
Palau .....	Nema 5-15 .....	Nema 5-15 .....	154-156 .....	127-152 .....	169-196 .....
Panama .....	Nema 5-15 .....	Nema 5-15 .....	154-156 .....	127-152 .....	169-196 .....
Papua New Guinea .....	<b>AU1-10, AU2-15 .....</b>	<b>AU1-10, AU2-15 .....</b>	69-71 .....	127-152 .....	169-196 .....
Paraguay .....	EU-2* .....	EU-2* .....	.....	127-152 .....	169-196 .....
Peru .....	EU-2* .....	EU-2* .....	.....	127-152 .....	169-196 .....
Philippines .....	EU-2* .....	EU-2* .....	.....	127-152 .....	169-196 .....
Poland .....	EU1-16 .....	EU1-16 .....	60-62 .....	127-152 .....	169-196 .....
Portugal .....	EU1-16 .....	EU1-16 .....	60-62 .....	127-152 .....	169-196 .....
Puerto Rico .....	Nema 5-15 .....	Nema 5-15 .....	154-156 .....	127-152 .....	169-196 .....
Qatar .....	UK1-13 .....	UK1-13 .....	65, 66 .....	127-152 .....	169-196 .....
Reunion .....	EU1-16 .....	EU1-16 .....	60-62 .....	127-152 .....	169-196 .....
Romania .....	EU1-16 .....	EU1-16 .....	60-62 .....	127-152 .....	169-196 .....
Russia .....	EU1-16 .....	EU1-16 .....	60-62 .....	127-152 .....	169-196 .....
Rwanda .....	EU-2* .....	EU-2* .....	.....	127-152 .....	169-196 .....
St Helena .....	EU-2* .....	EU-2* .....	.....	127-152 .....	169-196 .....
St. Kits-Nevis .....	UK1-13 .....	UK1-13 .....	65, 66 .....	127-152 .....	169-196 .....
St. Lucia .....	UK1-13 .....	UK1-13 .....	65, 66 .....	127-152 .....	169-196 .....
St. Vincent .....	UK1-13 .....	UK1-13 .....	65, 66 .....	127-152 .....	169-196 .....
Samoa .....	Nema 5-15 .....	Nema 5-15 .....	154-156 .....	127-152 .....	169-196 .....
San Marino .....	EU1-16 .....	EU1-16 .....	60-62 .....	127-152 .....	169-196 .....
Sao Tome and Principe .....	EU-2* .....	EU-2* .....	.....	127-152 .....	169-196 .....
Saudi Arabia .....	<b>UK1-13, Nema5-15 .....</b>	<b>UK1-13, Nema5-15 .....</b>	65, 66, 154-156 .....	127-152 .....	169-196 .....
Senegal .....	EU1-16 .....	EU1-16 .....	60-62 .....	127-152 .....	169-196 .....
Serbia and Montenegro .....	EU1-16 .....	EU1-16 .....	60-62 .....	127-152 .....	169-196 .....
Seychelles .....	UK1-13 .....	UK1-13 .....	65, 66 .....	127-152 .....	169-196 .....
Sierra Leone .....	UK1-13 .....	UK1-13 .....	65, 66 .....	127-152 .....	169-196 .....
Singapore .....	UK1-13 .....	UK1-13 .....	65, 66 .....	127-152 .....	169-196 .....
Slovakia .....	EU-2* .....	EU-2* .....	.....	127-152 .....	169-196 .....
Slovenia .....	EU1-16 .....	EU1-16 .....	60-62 .....	127-152 .....	169-196 .....
Solomon Islands .....	EU-2* .....	EU-2* .....	.....	127-152 .....	169-196 .....
Somalia .....	EU-2* .....	EU-2* .....	.....	127-152 .....	169-196 .....

\*NOTE: EU-2 indicates various plug/receptacle configurations used in these countries. Contact sales office for assistance.



# WORLDWIDE PRODUCT SELECTION GUIDE - COMPONENTS

COUNTRY	CONFIGURATION		INTERNATIONAL	IEC 60320	IEC 60309
	RECEPTACLE	PLUG	TYPE	TYPE	TYPE
			SEE PAGE(S)	SEE PAGE(S)	SEE PAGE(S)
So. Africa .....	UK2-15, UK3-5	UK2-15, UK3-5	67	127-152	169-196
Spain .....	EU1-16	EU1-16	60-62	127-152	169-196
Sri Lanka .....	UK2-15, UK3-5	UK2-15, UK3-5	67	127-152	169-196
Sudan .....	UK1-13	UK1-13	65, 66	127-152	169-196
Suriname .....	EU1-16	EU1-16	60-62	127-152	169-196
Swaziland .....	UK2-15, UK3-5	UK2-15, UK3-5	67	127-152	169-196
Sweden .....	EU1-16	EU1-16	60-62	127-152	169-196
Switzerland .....	SW1-10, SW2-16	SW1-10, SW2-16	74	127-152	169-196
Syria .....	EU1-16	EU1-16	60-62	127-152	169-196
Taiwan .....	Nema 5-15	Nema 5-15	154-156	127-152	169-196
Tajikistan .....	EU-2*	EU-2*		127-152	169-196
Tanzania .....	UK1-13	UK1-13	65, 66	127-152	169-196
Thailand .....	EU-2*	EU-2*		127-152	169-196
Togo .....	FR1-16	EU1-16	63, 64	127-152	169-196
Tonga .....	EU-2*	EU-2*		127-152	169-196
Trinidad & Tobago .....	Nema 5-15	Nema 5-15	154-156	127-152	169-196
Tunisia .....	EU1-16	EU1-16	60-62	127-152	169-196
Turkey .....	EU1-16	EU1-16	60-62	127-152	169-196
Turkmenistan .....	EU-2*	EU-2*		127-152	169-196
Turks and Caicos Islands .....	Nema 5-15	Nema 5-15	154-156	127-152	169-196
Tuvalu .....	EU-2*	EU-2*		127-152	169-196
Uganda .....	UK1-13	UK1-13	65, 66	127-152	169-196
Ukraine .....	EU1-16	EU1-16	60-62	127-152	169-196
United Arab Emirates .....	UK1-13	UK1-13	65, 66	127-152	169-196
United Kingdom .....	UK1-13	UK1-13	65, 66	127-152	169-196
United States .....	Nema 5-15	Nema 5-15	154-156	127-152	169-196
Uruguay .....	EU-2*	EU-2*		127-152	169-196
Uzbekistan .....	EU-2*	EU-2*		127-152	169-196
Vanuatu .....	EU-2*	EU-2*		127-152	169-196
Venezuela .....	Nema 5-15	Nema 5-15	154-156	127-152	169-196
Vietnam .....	EU1-16	EU1-16	60-62	127-152	169-196
Virgin Islands .....	Nema 5-15	Nema 5-15	154-156	127-152	169-196
Wake Island .....	Nema 5-15	Nema 5-15	154-156	127-152	169-196
Yemen .....	<b>UK1-13</b> , UK2-15	<b>UK1-13</b> , UK2-15	65-67	127-152	169-196
Zambia .....	UK1-13	UK1-13	65, 66	127-152	169-196
Zimbabwe .....	UK1-13	UK1-13	65, 66	127-152	169-196

\* EU-2 indicates that various plug/receptacle configurations are used in these countries. Contact sales office for assistance.

**NOTE:** The primary configuration for each country is listed *FIRST* in the above tables.

Example ..... Primary, Secondary  
Yemen ..... **UK1-13**, UK2-15

The primary configuration represents the preponderance of usage in that country. In some countries the CLASS 2 (UK2-15 TYPE) is the primary configuration. When this occurs, the configuration is listed first in the above tables.

**The information and recommendations presented here were compiled from a large number of sources. There is consequently some possibility of error or omissions for which International Configurations, Inc. cannot assume responsibility. The information presented here should not be taken as final in the case of industrial or highly specialized commercial installations.**



# CONFIGURATION CHART

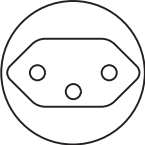

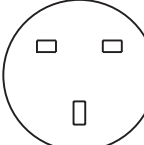

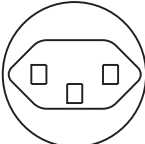

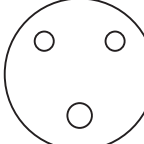

## International Receptacles and Plugs

CONFIGURATION			CONFIGURATION		
RECEPTACLE	PLUG	RATING	RECEPTACLE	PLUG	RATING
		<b>10 Ampere 250 Volt Argentinian</b> Receptacle and plug. Polarized. (IRAM 2073)			<b>16 Ampere 250 Volt European "SCHUKO"</b> Receptacle and plug. Non-Polarized. 4.8 mm Pins. Receptacle CEE 7. Plug CEE 7-7.
AR1-10R	AR1-10P	<b>PAGE 78</b>	EU1-16R	EU1-16P	<b>PAGES 60, 61, 62</b>
		<b>10 Ampere 250 Volt Australian</b> Receptacle and plug. Polarized. (AS / NZS 3112 2000)			<b>16 Ampere 250 Volt French</b> Receptacle grounding pin polarizes CEE 7-7 plug. 4.8 mm Pins.
AU1-10R	AU1-10P	<b>PAGES 69, 70</b>	FR1-16R	EU1-16P	<b>PAGES 63, 64</b>
		<b>15 Ampere 250 Volt Australian</b> Receptacle and plug. Polarized. (AS / NZS 3112 2000) NOTE: Receptacle also accepts AU1-10P (10 Ampere 250 Volt) plug.			<b>16 Ampere 250 Volt Israeli</b> Receptacle and plug. Polarized. (SI 32) NOTE: Receptacle also accepts Europlug with 4.0 mm diameter pins.
AU2-15R	AU2-15P	<b>PAGE 71</b>	IS1-16R	IS1-16P	<b>PAGE 76</b>
		<b>10/15 Ampere 250 Volt Brazilian</b> Receptacle polarized. NOTE: Receptacle also accepts Europlug with 4.0 mm diameter pins.			<b>10 Ampere 250 Volt Italian</b> Receptacle and plug. Non-Polarized. 4.0 mm Pins. (CEI 23-16 / VII 1971)
BR1-15R	NEMA 5-15P	<b>PAGES 84</b>	IT1-10R	IT1-10P	<b>PAGE 72</b>
		<b>10 Ampere 250 Volt Chinese</b> Receptacle and plug. Polarized. (GB 2009.1-1996, GB 1002-1996, GB 11918-89)			<b>16 Ampere 250 Volt Italian</b> Receptacle and plug. Non-Polarized. 5.0 mm Pins. (CEI 23-16 / VII 1971)
CH1-10R	CH1-10P	<b>PAGE 79</b>	IT2-16R	IT2-16P	<b>PAGE 73</b>
		<b>16 Ampere 250 Volt Chinese</b> Receptacle and plug. Polarized. (GB 2009.1-1996, GB 1002-1996, GB 11918-89)			<b>15 Ampere 125 Volt Japanese</b> Receptacle and plug. Polarized. (JIS 8303)
CH2-16R	CH2-16P	<b>PAGES 80, 81</b>	JA1-15R	JA1-15P	<b>PAGE 82</b>
		<b>13 Ampere 250 Volt Danish (Formerly 10 Amp)</b> Receptacle and plug. Polarized. (AFSNIT 107-2-D1)			<b>15 Ampere 125 Volt Japanese</b> Locking receptacle and plug. Polarized. (JIS 8303)
DE1-13R	DE1-13P	<b>PAGE 77</b>	JA1-15LR	JA1-15LP	<b>PAGE 83</b>



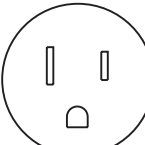



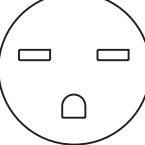



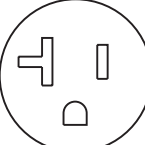



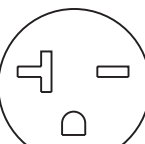







# CONFIGURATION CHART

## International Receptacles and Plugs

CONFIGURATION		RATING	CONFIGURATION		RATING
RECEPTACLE	PLUG		RECEPTACLE	PLUG	
		<b>10 Ampere 250 Volt Swiss</b> Receptacle and plug. Polarized. 4.0 mm Pins. (SEV 1011. 1959) <b>PAGE 74</b>			<b>13 Ampere 250 Volt United Kingdom</b> Receptacle and fused plug. Polarized. (BS 1363A) <b>PAGE 65, 66</b>
		<b>16 Ampere 250 Volt Swiss</b> Receptacle and plug. Polarized. <b>PAGE 75</b>			<b>15 Ampere 250 Volt United Kingdom</b> Receptacle and plug. Polarized. (BS 546A) NOTE: Interchangeable with South Africa receptacle and plug. Rated 16 Ampere 250 Volt. <b>PAGE 67</b>

# CONFIGURATION CHART

## NEMA Plugs and Receptacles





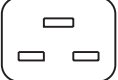

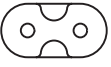





CONFIGURATION		RATING	CONFIGURATION		RATING
RECEPTACLE	PLUG		RECEPTACLE	PLUG	
		<b>15 Ampere 125 Volt USA &amp; Canada</b> Receptacle and plug. Polarized. (UL 498) <b>PAGES 154, 155, 156</b>			<b>15 Ampere 250 Volt USA &amp; Canada</b> Locking receptacle and plug. Polarized. (UL 498) <b>PAGE 164</b>
		<b>15 Ampere 250 Volt USA &amp; Canada</b> Receptacle and plug. Polarized. (UL 498) <b>PAGES 154, 157, 158</b>			<b>20 Ampere 125 Volt USA &amp; Canada</b> Locking receptacle and plug. Polarized. (UL 498) <b>PAGES 165</b>
		<b>20 Ampere 125 Volt USA</b> Receptacle and plug. <b>Canada - Plug only.</b> Polarized. (UL 498) <b>PAGES 154, 159, 160</b>			<b>20 Ampere 250 Volt USA &amp; Canada</b> Locking receptacle and plug. Polarized. (UL 498) <b>PAGES 166</b>
		<b>20 Ampere 250 Volt USA</b> Receptacle and plug. <b>Canada - Plug only.</b> Polarized. (UL 498) <b>PAGES 154, 161, 162</b>			<b>30 Ampere 125 Volt USA &amp; Canada</b> Locking receptacle and plug. Polarized. (UL 498) <b>PAGE 167</b>
		<b>15 Ampere 125 Volt USA &amp; Canada</b> Locking receptacle and plug. Polarized. (UL 498) <b>PAGE 163</b>			<b>30 Ampere 250 Volt USA &amp; Canada</b> Locking receptacle and plug. Polarized. (UL 498) <b>PAGE 168</b>





# CONFIGURATION CHART





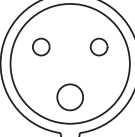

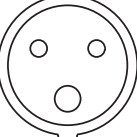

## IEC 60320 Receptacles and Plugs

CONFIGURATION			CONFIGURATION		
RECEPTACLE	PLUG / INLET	RATING	RECEPTACLE	PLUG / INLET	RATING
		15 Ampere 250 Volt UL / CSA 10 Ampere 250 Volt International <b>PAGES 128, 129, 132-142</b>			2.5 Ampere 250 Volt UL / CSA 2.5 Ampere 250 Volt International <b>PAGES 144</b>
		20 Ampere 250 Volt UL / CSA 16 Ampere 250 Volt International <b>PAGES 145-151</b>			2.5 Ampere 250 Volt UL / CSA 2.5 Ampere 250 Volt International <b>PAGES 144</b>
		15 Ampere 250 Volt UL / CSA 10 Ampere 250 Volt International <b>PAGES 130, 131, 143</b>			

\* See footnotes on product page

# CONFIGURATION CHART

## IEC 60309 (309) Receptacles and Plugs

CONFIGURATION			CONFIGURATION		
RECEPTACLE	PLUG	RATING	RECEPTACLE	PLUG	RATING
		20 Ampere 125 Volt UL / CSA <b>PAGE 176</b>			30 Ampere 125 Volt UL / CSA <b>PAGE 176</b>
		20 Ampere 250 Volt UL / CSA 16 Ampere 230 Volt European "CE" Mark, VDE <b>PAGE 170</b>			30 Ampere 250 Volt UL / CSA 32 Ampere 230 Volt European "CE" Mark, VDE <b>PAGE 171</b>

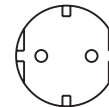
**NOTE:** The above IEC 60309 plugs and receptacles are typical of the IEC 60309 series. Models are available in 4 pole and 5 pole versions in 16 ampere, 32 ampere, 63 ampere and 125 ampere from 120 volts up to 600 volts. See pages 170-195 for complete listings.



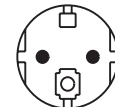
# EUROPEAN "SCHUKO" WIRING DEVICES

## 2 Pole 3 Wire Grounding










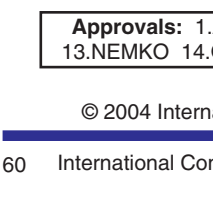

16 Ampere 250 Volt (CEE 7, CEE 7-7 DIN 49440 / 41)



EU1-16R



EU1-16P

		Cat. No.	Approvals	Drawing	Description
		70140	2, 7, 12, 13, 14, 17, 21, 22	Pg. 232	<b>European "SCHUKO" plug.</b> White. Straight cord grip. Meets CEE 7-7 requirements, DIN 49440 / 41. Mates with French outlets and connectors (FR1-16R) and "SCHUKO" outlets and connectors (EU1-16R).
<b>70140</b>	<b>70142A</b>	70141	2, 7, 12, 13, 14, 17, 21, 22	Pg. 233	Same as plug No. 70140 except <b>black</b> .
		70142	7, 12, 13, 14, 17, 22	Pg. 233	Same as plug No. 70140 except <b>gray</b> .
		70142A	22	Pg. 233	Same as plug No. 70142 except <b>with 4.0 mm diameter pins</b> .
<b>70130</b>	<b>70150</b>	70130	9, 12, 17, 22	Pg. 232	<b>European "SCHUKO" plug.</b> 90° angle cord grip. White.
		70130-BLK	22, 2	Pg. 232	Same as plug No. 70130 except <b>black</b> .
		70130A	9, 13, 22	Pg. 232	Same as plug No. 70130 except <b>with 4.0 mm diameter pins</b> .
<b>70161</b>	<b>70170</b>	70150	2, 12, 13, 14, 17, 22	Pg. 233	<b>European "SCHUKO" splashproof plug.</b> Straight cord grip. <b>Heavy duty</b> black rubber for high abuse and industrial applications.
		70161	22	Pg. 233	<b>European "SCHUKO" connector body.</b> Straight cord grip. Black.
<b>70190</b>	<b>70140-RCD</b>	70170	2, 12, 14, 17, 22	Pg. 233	Same as connector body No. 70161 except <b>heavy duty black rubber</b> . Recommended for industrial or high abuse applications.
		70139	9	Pg. 232	<b>2 pole 2 wire non-grounding type plug, black.</b> 10 ampere 250 volt. 4.0 mm diameter plug pins. Mates with most European outlets that have 4.0 or 4.8 mm diameter round contacts.
<b>70195</b>		70140-RCD	14, 22	Pg. 233	<b>European "SCHUKO" GFCI (RCD) angle plug.</b> CEE 7/7 type. 30 mA trip. 16 ampere 230 volt, 50 Hz. Test/Reset buttons. IP 44. Black. "CE" mark. <b>See pages 86-87 for additional GFCI (RCD) devices.</b>
		70190	22	Pg. 233	<b>European "SCHUKO" CEE 7-7 weatherproof flanged inlet.</b> Angle type with lift lid. Surface mount design. Black. Mates with connector bodies Nos. 70161 and 70170.
		70180	22	Pg. 233	Same as inlet No. 70190 except <b>with on / off switch</b> . Mates with connector bodies Nos. 70161 and 70170.
<b>70190</b>	<b>70195</b>	70195	22	Pg. 233	<b>European "SCHUKO" CEE 7 weatherproof inlet with lift lid.</b> Flush mount design. White. Mates with connector bodies Nos. 70161 and 70170.

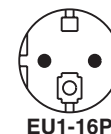
**Approvals:** 1.ASTA 2.CEBEC 3.CSA 4.DEMKO 5.PSE(JET) 6.EANSW(DFT) 7.FI 8.GS 9.IMQ 10.JET 11.JIS 12.KEMA 13.NEMKO 14.OVE 15.SAA 16.SABS 17.SEMKO 18.SEV 19.SII 20.UL 21.UTE 22.VDE 23.ISO 24.CCC 25.IRAM 26.BSI



# EUROPEAN "SCHUKO" WIRING DEVICES

## 2 Pole 3 Wire Grounding

16 Ampere 250 Volt (CEE 7, CEE 7-7 DIN 49440 / 41)



EU1-16R

EU1-16P

Description	Cat. No.	Approvals	Drawing
<b>European "SCHUKO" single receptacle.</b> Ivory. Screw mount flange design.	70110	9, 12, 17, 22	Pg. 231
Same as receptacle No. 70110 except <b>black</b> .	70110-BLK	9, 12, 17, 22	Pg. 231
Same as receptacle No. 70110 except <b>red</b> .	70110-RED	9, 12, 17, 22	Pg. 231
<b>European "SCHUKO" duplex receptacle.</b> White. Screw mount design for panels. Use box No. 77190 for flush mount to sheetrock and wood panels. Use box No. 72350 for other applications.	70114	7, 9, 12, 13, 14, 17, 22	Pg. 231
<b>European "SCHUKO" IP 54 weatherproof single receptacle.</b> Gray. Hinged cover. Screw mount design with gasket. Available in black or red. Add suffix "-BLK" or "-RED" to catalog number.	70120	7, 12, 13, 14, 22	Pg. 232
<b>Weatherproof surface mount box</b> for receptacles Nos. 70120.	70125	N/A	Pg. 232
<b>Stainless steel weatherproof wall plate</b> for mounting receptacle No. 70120 to standard 2" x 4" American wall box.	97120	N/A	Pg. 258
<b>European "SCHUKO" surface mount single receptacle.</b> Ivory. Use #1491-008 insulated backplate on metal surfaces.	70115	12, 17, 22	Pg. 231
Same as receptacle No. 70115 except <b>duplex</b> . Use #1492-008 insulated backplate on metal surfaces.	70116	12, 17, 22	Pg. 231
Same as receptacle No. 70115 except <b>triplex</b> . Use #1493-008 insulated backplate on metal surfaces.	70117	12, 17, 22	Pg. 231
Same as receptacle No. 70115 except <b>quadruple</b> .	70118	2, 12, 17, 22	Pg. 231
<b>European "SCHUKO" weatherproof GFCI (RCD) single receptacle.</b> 10 mA trip. 16 ampere 230 volt. Surface mount. Gray. Complete with box and cover.* Add suffix "-30" for 30 mA trip level.	70225	22	Pg. 234
<b>European "SCHUKO" power strip.</b> 5 outlet with lighted on / off switch. 3 meters of cord with plug. "CE" mark.	52925	14, 22	Pg. 225



70110



70114



70120



97120



70116



70118



70225



52925

**NOTE: See pages 93-100 for modular snap-in panel mount receptacles.**

**Approvals:** 1.ASTA 2.CEBEC 3.CSA 4.DEMKO 5.PSE(JET) 6.EANSW(DFT) 7.FI 8.GS 9.IMQ 10.JET 11.JIS 12.KEMA 13.NEMKO 14.OVE 15.SAA 16.SABS 17.SEMKO 18.SEV 19.SII 20.UL 21.UTE 22.VDE 23.ISO 24.CCC 25.IRAM 26.BSI









# WATERTIGHT EUROPEAN "SCHUKO" WIRING DEVICES

## 2 Pole 3 Wire Grounding

16 Ampere 250 Volt (CEE 7) DIN 49442 / 443, IP 68



		Cat. No.	Approvals	Drawing	Description
		70300	22	Pg. 234	<b>European "SCHUKO" watertight single Receptacle.</b> Blue. Screw mount small flange design with gasket.
70300	70310	70310	22	Pg. 234	
		70395	22	Pg. 235	<b>European "SCHUKO" watertight inlet.</b> Blue. Screw mount large flange design with gasket.
70395	70325	70325	N/A	Pg. 234	
		70325A	N/A	Pg. 234	<b>Surface mount wall box</b> for receptacle No. 70310 or inlet No. 70395. Blue. One cord inlet with strain relief.
		70341	22	Pg. 234	<b>European "SCHUKO" watertight plug</b> with closure cover. Blue.
		70361	22	Pg. 234	<b>European "SCHUKO" watertight connector</b> with closure cover. Blue.

**Approvals:** 1.ASTA 2.CEBEC 3.CSA 4.DEMKO 5.PSE(JET) 6.EANSW(DFT) 7.FI 8.GS 9.IMQ 10.JET 11.JIS 12.KEMA 13.NEMKO 14.OVE 15.SAA 16.SABS 17.SEMKO 18.SEV 19.SII 20.UL 21.UTE 22.VDE 23.ISO 24.CCC 25.IRAM 26.BSI

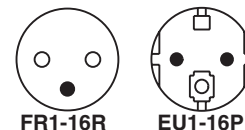














# FRENCH WIRING DEVICES

## 2 Pole 3 Wire Grounding

16 Ampere 250 Volt



Description	Cat. No.	Approvals	Drawing		
<b>European "SCHUKO" plug.</b> White. Straight cord grip. Meets CEE 7-7 requirements, DIN 49440 / 41. Mates with French outlets and connectors (FR1-16R) and "SCHUKO" outlets and connectors (EU1-16R). Same as plug No. 70140 except <b>black</b> .	70140	2, 7, 12, 13, 14, 17, 21, 22	Pg. 232		
Same as plug No. 70140 except <b>gray</b> .	70141	2, 7, 12, 13, 14, 17, 21, 22	Pg. 233	<b>70140</b>	<b>70141</b>
Same as plug No. 70142 except <b>with 4.0 mm diameter pins. White</b> .	70142	7, 12, 13, 14, 17, 22	Pg. 233		
<b>European "SCHUKO" plug.</b> 90° angle cord grip. White. Same as plug No. 70130 except <b>black</b> .	70142A	22	Pg. 233	<b>70150</b>	<b>70130</b>
Same as plug No. 70130 except <b>with 4.0 mm diameter pins</b> .	70130	9, 12, 17, 22	Pg. 232		
<b>European "SCHUKO" splashproof plug.</b> Straight cord grip. <b>Heavy duty</b> black rubber for high abuse industrial applications.	70130A	9, 12, 17, 22	Pg. 232	<b>71161</b>	<b>71170</b>
<b>French connector body.</b> Straight cord grip. Black. Same as connector body No. 71161 except <b>heavy duty black rubber</b> . Recommended for industrial or high abuse applications.	70150	2, 12, 13, 14, 17, 22	Pg. 233		
<b>European "SCHUKO" weatherproof flanged inlet.</b> Angle type with lift lid. Surface mount design. Black. Mates with connector bodies Nos. 71161 and 71170. Same as flanged inlet No. 70190 except <b>with on / off switch</b> . Mates with connector bodies Nos. 71161 and 71170.	71161	2	Pg. 235	<b>70190</b>	<b>70198</b>
<b>European "SCHUKO" weatherproof inlet</b> with lift lid. Flush mount design. Fused at 10 ampere 250 volt. White. Mates with connector bodies Nos. 71161 and 71170.	71170	2	Pg. 235		
<b>2 pole 2 wire, non-grounding type plug, black.</b> 10 ampere 250 volt. 4.0 mm diameter plug pins. Mates with most European outlets that have 4.0 or 4.8 mm diameter round contacts.	70190	22	Pg. 233	<b>70140-RCD</b>	<b>70139</b>
<b>European "SCHUKO" GFCI (RCD) angle plug.</b> CEE 7/7 type. 30 mA trip. 16 ampere 230 volt, 50 Hz. Test/Reset buttons. IP 44. Black. "CE" mark. <b>See pages 86-87 for additional GFCI (RCD) devices.</b>	70180	22	Pg. 233		
	70198	22	Pg. 234		
	70139	9	Pg. 232		
	70140-RCD	14, 22	Pg. 233		

**Approvals:** 1.ASTA 2.CEBEC 3.CSA 4.DEMKO 5.PSE(JET) 6.EANSW(DFT) 7.FI 8.GS 9.IMQ 10.JET 11.JIS 12.KEMA 13.NEMKO 14.OVE 15.SAA 16.SABS 17.SEMKO 18.SEV 19.SII 20.UL 21.UTE 22.VDE 23.ISO 24.CCC 25.IRAM 26.BSI



© 2004 International Configurations, Inc. Entire contents of this catalog copyrighted. www.InternationalConfig.com

International Configurations, Inc. • P.O. Box 3374 • Enfield, Connecticut 06083 • TEL (860) 749-6380 • FAX (860) 749-2985

# FRENCH WIRING DEVICES

## 2 Pole 3 Wire Grounding







16 Ampere 250 Volt




FR1-16R



EU1-16P

Cat. No.	Approvals	Drawing	Description
 71110	2	Pg. 235	<b>French single receptacle.</b> Ivory. Screw mount flange design.
 71120	2	Pg. 235	<b>French weatherproof IP 54 single receptacle.</b> Gray. Hinged cover. Screw mount design with gasket.
 97120	N/A	Pg. 258	<b>Stainless steel weatherproof wall plate</b> for mounting receptacle No. 71120 to standard 2" x 4" American wall box.
 70127	N/A	Pg. 232	<b>Termination shield (back box)</b> for receptacle No. 71120 when panel mounted.
 70125	N/A	Pg. 232	<b>Weatherproof surface mount box</b> for receptacle No. 71120.
 71225		Pg. 235	<b>French single GFCI (RCD) 10 mA trip receptacle.</b> Weatherproof, surface mount. Gray. Complete with box and cover. Add suffix "-30" for 30 mA trip level. See pages 86-87 for additional GFCI (RCD) devices.
			<b>NOTE: See pages 93-100 for modular snap-in panel mount receptacles.</b>



52965

Description	"L"	"W"	"H"	Catalog No.
6 Outlet, without switch	433	60	44	52946
8 Outlet, without switch	553	60	44	52948
5 Outlet, with switch	403	60	44	52965

Approval - UTE

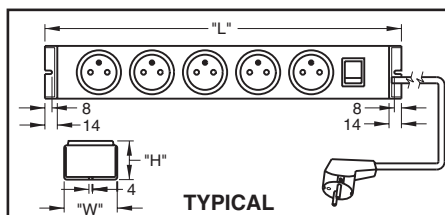
"CE" mark

All units are supplied with a 3 meter long cord with plug.

Units with switch have an illuminated on / off rocker.

Color: Black base with silver cover

**NOTE: See pages 101-114 for additional power strips.**



**Approvals:** 1.ASTA 2.CEBEC 3.CSA 4.DEMKO 5.PSE(JET) 6.EANSW(DFT) 7.FI 8.GS 9.IMQ 10.JET 11.JIS 12.KEMA 13.NEMKO 14.OVE 15.SAA 16.SABS 17.SEMKO 18.SEV 19.SII 20.UL 21.UTE 22.VDE 23.ISO 24.CCC 25.IRAM 26.BSI



# UNITED KINGDOM WIRING DEVICES

## 2 Pole 3 Wire Grounding

13 Ampere 250 Volt (British Standard BS 1363A)



UK1-13R



UK1-13P

Description	Cat. No.	Approvals	Drawing
<b>United Kingdom 90° angle plug.</b> White. Integral 13 ampere fuse. Also available with 3, 5 or 10 ampere fuse. Plug has internal and external strain reliefs.	72130	1	Pg. 236
Same as plug No. 72130 except <b>black</b> . Also available with 3, 5 or 10 ampere fuse.	72130-BLK		Pg. 236
<b>United Kingdom 90° angle plug, high abuse model.</b> White. Recommended for use on medical or dental equipment. Integral 13 ampere fuse. Also available with 3, 5 or 10 ampere fuse. Accepts 1.5 - 2.5 mm (16/3-14/3 AWG) conductors.	72140	1	Pg. 236
Same as plug No. 72140 except <b>black</b> . Also available with 3, 5 or 10 ampere fuse.	72141	1	Pg. 236
<b>United Kingdom straight cord grip plug.</b> Black rubber. Recommended for high abuse industrial applications. Integral 13 ampere fuse. Also available with 3, 5 or 10 ampere fuse. Accepts 1.5 - 4.0 mm (16/3-12/3 AWG) conductors.	72150		Pg. 236
<b>United Kingdom 90° angle connector rubber body.</b> Black.	72160-BLK	1	Pg. 236
<b>United Kingdom GFCI (RCD) angle plug.</b> 30 mA trip. 13 ampere 230/250 volt, 50 Hz. Test/Reset buttons. Black. "CE" mark See pages 86-87 for additional GFCI (RCD) devices.	72140-RCD		Pg. 236
<b>Europlug converter adapter.</b> Black. Allows "Europlug" CEE 7/16 two pole plug to mate with BS 1363A (UK1-13R) receptacle. Available in white. Order number 70155.	70155-BLK		
<b>BS 1362 replacement fuses</b> for United Kingdom BS 1363A plugs.			
<b>3 Ampere</b> , breaking capacity 6000A - 250V.	72403	1	Pg. 238
<b>5 Ampere</b> , breaking capacity 6000A - 250V.	72405	1	Pg. 238
<b>10 Ampere</b> , breaking capacity 6000A - 250V.	72410	1	Pg. 238
<b>13 Ampere</b> , breaking capacity 6000A - 250V.	72413	1	Pg. 238



72130



72140



72150



72160-BLK



72140-RCD



70155-BLK



72403, 72405, 72410, 72413

**Approvals:** 1.ASTA 2.CEBEC 3.CSA 4.DEMKO 5.PSE(JET) 6.EANSW(DFT) 7.FI 8.GS 9.IMQ 10.JET 11.JIS 12.KEMA 13.NEMKO 14.OVE 15.SAA 16.SABS 17.SEMKO 18.SEV 19.SII 20.UL 21.UTE 22.VDE 23.ISO 24.CCC 25.IRAM 26.BSI



© 2004 International Configurations, Inc. Entire contents of this catalog copyrighted. www.InternationalConfig.com

International Configurations, Inc. • P.O. Box 3374 • Enfield, Connecticut 06083 • TEL (860) 749-6380 • FAX (860) 749-2985

# UNITED KINGDOM WIRING DEVICES

## 2 Pole 3 Wire Grounding










13 Ampere 250 Volt (British Standard BS 1363A)



UK1-13R



UK1-13P

		Cat. No.	Approvals	Drawing	Description
		72110	1	Pg. 236	<b>United Kingdom single receptacle.</b> Shuttered contacts. White. Screw mount design. Face diameter 50 mm.
		72110-BLK	1	Pg. 236	Same as receptacle No. 72110 except <b>black</b> . Face diameter 51 mm.
		72495		Pg. 238	<b>United Kingdom single receptacle.</b> Shuttered contacts. Black. Compact size. Screw mount design.
		72120		Pg. 236	<b>United Kingdom weatherproof IP 44 single receptacle.</b> Gray. Hinged cover. Screw mount design with gasket.
		97120	N/A	Pg. 258	<b>Stainless steel weatherproof wall plate</b> for mounting receptacle No. 72120 to standard 2" x 4" American wall box.
		70127	N/A	Pg. 232	<b>Termination shield (back box)</b> for receptacle No. 72120 when panel mounted.
		72215	1	Pg. 237	<b>United Kingdom single receptacle.</b> Shuttered contacts. White. Screw mount design for panels. For flush mounting to walls use box No. 72350. For surface mounting use box No. 72360. For weatherproof installations use cover No. 79578. Fits 2 gang American wall box.
		72220	1	Pg. 237	Same as receptacle No. 72215 except <b>with double pole on / off switch</b> .
		72316	1	Pg. 237	<b>United Kingdom duplex receptacle.</b> Shuttered contacts. White. Screw mount design for panels. For flush mounting to walls use box No. 72355. For surface mounting use box No. 72365.
		72320	1	Pg. 237	Same as receptacle No. 72316 except <b>with two double pole on / off switches</b> .
		72300	1	Pg. 237	<b>United Kingdom GFCI (RCD) 10 mA trip.</b> White. Flush mount with box No. 72355 or surface mount with box No. 72365.
		72300-D	1	Pg. 237	Same as receptacle No. 72300 except <b>with double outlet. 30 mA trip</b> .
		72300-DSM	1	Pg. 237	Same as receptacle No. 72300-D except <b>with surface mount metal box and cover</b> .
		72325		Pg. 237	<b>United Kingdom Weatherproof RCD (GFCI) 10 mA Receptacle.</b> Gray. Surface mount. Complete with box and cover. Add suffix "-30" for 30 mA trip level.
					<b>NOTE: See pages 86-87 for additional GFCI (RCD) devices.</b> <b>NOTE: See pages 93-100 for modular snap-in panel mount receptacles.</b>

**Approvals:** 1.ASTA 2.CEBEC 3.CSA 4.DEMKO 5.PSE(JET) 6.EANSW(DFT) 7.FI 8.GS 9.IMQ 10.JET 11.JIS 12.KEMA 13.NEMKO 14.OVE 15.SAA 16.SABS 17.SEMKO 18.SEV 19.SII 20.UL 21.UTE 22.VDE 23.ISO 24.CCC 25.IRAM 26.BSI





# UNITED KINGDOM WIRING DEVICES

## 2 Pole 3 Wire Grounding










15 Ampere 250 Volt (BS 546A) 16 Ampere 250 Volt (SABS 164)



UK2-15R



UK2-15P

Description	Cat. No.	Approvals	Drawing		
<p><b>United Kingdom receptacle.</b> White. Shuttered contacts. Screw mount design for panels. For flush mounting to walls use box No. 72350. For surface mounting use box No. 72360. For weatherproof installations use cover No. 79578. Fits 2 gang American wall box.</p>	73110		Pg. 238		
				<b>73110</b>	<b>73210</b>
<p><b>United Kingdom receptacle.</b> White. Shuttered contacts. Screw mount design.</p>	73210		Pg. 239		
<p><b>United Kingdom receptacle.</b> White. Shuttered contacts. Mounts directly to American 2" x 4" wall box.</p>	73550	16	Pg. 239		
<p><b>Wall plate.</b> White. Fits receptacle No. 73550.</p>	73570		Pg. 239		
<p><b>United Kingdom 90° angle plug.</b> White cover, clear body. U.S. Department of Commerce, Type D Plug.</p>	73130		Pg. 238		
<p><b>South African 90° angle plug.</b> Clear "see-through" cover. See drawing for details.</p>	73530	16	Pg. 239		
<p><b>United Kingdom connector body.</b> Black.</p>	73160		Pg. 238		
<p><b>United Kingdom BS 546A, SABS 164 outlet strip</b> with circuit breaker, pilot light and 2 foot long cord with plug. White. 15 ampere 250 volt. 2 pole 3 wire grounding. <b>NOTE: See pages 101-114 for additional power strips.</b></p>	52205	16	Pg. 223		
<p><b>Plug adapter</b> allows NEMA 5-15P, NEMA 1-15P (15 amp 125 volt) and European 4.0 mm and 4.8 mm pin plugs to interface with UK2-15R and South African 15A / 16A 250 volt receptacles. 2 pole 2 wire non-grounding.</p>	30360		Pg. 221		
				<b>52205</b>	
<p><b>Plug adapter</b> allows NEMA 5-15P (molded on) plugs and EU1-16P, NEMA 1-15P, SW1-10P, IT1-10P and Europlugs to mate with UK2-15R receptacles.</p>	30195		Pg. 219		
<p><b>NOTE: The United Kingdom and South African plugs and outlets have the same configuration. U.K. devices are rated 15 ampere 250 volt. South African devices are rated 16 ampere 250 volt.</b></p>				<b>30360</b>	<b>30195</b>

**NOTE: See pages 93-100 for modular snap-in panel mount receptacles.**

**Approvals:** 1.ASTA 2.CEBEC 3.CSA 4.DEMKO 5.PSE(JET) 6.EANSW(DFT) 7.FI 8.GS 9.IMQ 10.JET 11.JIS 12.KEMA 13.NEMKO 14.OVE 15.SAA 16.SABS 17.SEMKO 18.SEV 19.SII 20.UL 21.UTE 22.VDE 23.ISO 24.CCC 25.IRAM 26.BSI



# UNITED KINGDOM WIRING DEVICES

## 2 Pole 3 Wire Grounding

5 Ampere 250 Volt (BS 546A)



UK3-5R



UK3-5P



73310



73330

Cat. No.	Approvals	Drawing	Description
73310		Pg. 239	<b>United Kingdom receptacle.</b> White. Shuttered contacts. Screw mount design for panels. For flush mounting to walls use box No. 72350. For surface mounting use box No. 72360. For weatherproof installations use cover No. 79578. Fits 2 gang American wall box.
73330		Pg. 239	<b>United Kingdom 90° angle plug.</b> White.

**Approvals:** 1.ASTA 2.CEBEC 3.CSA 4.DEMKO 5.PSE(JET) 6.EANSW(DFT) 7.FI 8.GS 9.IMQ 10.JET 11.JIS 12.KEMA 13.NEMKO 14.OVE 15.SAA 16.SABS 17.SEMKO 18.SEV 19.SII 20.UL 21.UTE 22.VDE 23.ISO 24.CCC 25.IRAM 26.BSI



# AUSTRALIAN WIRING DEVICES

## 2 Pole 3 Wire Grounding

10 Ampere 250 Volt (AS / NZS 3112 2000)



AU1-10R



AU1-10P

Description	Cat. No.	Approvals	Drawing
<b>Australian plug.</b> Straight cord grip. Insulated line/neutral blades. White.	74140	6	Pg. 240
Same as plug No. 74140 except <b>black</b> .	74140-BLK	6	Pg. 240
<b>Australian 90° angle plug.</b> Insulated line/neutral blades. White.	74130	6	Pg. 240
<b>Australian clear "see-through" plug.</b> Recommended for use on medical equipment. Insulated line/neutral blades.	74141	6	Pg. 240
<b>Australian clear "see-through" 90° angle plug.</b> Recommended for use on medical equipment. Insulated line/neutral blades.	74131	6	Pg. 240
<b>Australian GFCI (RCD) angle plug.</b> 30 mA trip. 10 ampere 230/240 volt, 50 Hz 2400 watts maximum. Test/Reset buttons. White. Insulated line/neutral blades. See pages 86-87 for additional GFCI (RCD) devices.	74140-RCD	6	Pg. 240
<b>Australian connector body.</b> White. AU1-10R / AU2-15R configuration accepts both AU1-10P (10 ampere) and AU2-15P (15 ampere) plugs.	74560	6	Pg. 242
Same as connector No. 74560 except <b>black</b> .	74560-BLK	6	Pg. 242
<b>Australian flanged inlet.</b> Flush mount design. Black.	74180	6	Pg. 240
<b>Plug adapter</b> allows Australian (10 ampere 250 volt) plugs to interface with European "SCHUKO" CEE-7 receptacles rated 16 ampere 250 volt.	30240		Pg. 220
<b>Plug adapter</b> allows Australian (10 ampere 250 volt) plugs to interface with NEMA 5-15R receptacles rated 15 ampere 125 volt. <b>NOTE: Adapter No. 30210 is recommended for use only on equipment designed for operation at 125 volts.</b>	30210		Pg. 219



74140



74141



74131



74140-RCD



74560



74180



30240



30210

**Approvals:** 1.ASTA 2.CEBEC 3.CSA 4.DEMKO 5.PSE(JET) 6.EANSW(DFT) 7.FI 8.GS 9.IMQ 10.JET 11.JIS 12.KEMA 13.NEMKO 14.OVE 15.SAA 16.SABS 17.SEMKO 18.SEV 19.SII 20.UL 21.UTE 22.VDE 23.ISO 24.CCC 25.IRAM 26.BSI



© 2004 International Configurations, Inc. Entire contents of this catalog copyrighted. [www.InternationalConfig.com](http://www.InternationalConfig.com)

International Configurations, Inc. • P.O. Box 3374 • Enfield, Connecticut 06083 • TEL (860) 749-6380 • FAX (860) 749-2985

# AUSTRALIAN WIRING DEVICES

## 2 Pole 3 Wire Grounding








10 Ampere 250 Volt (AS / NZS 3112 2000)



AU1-10R



AU1-10P

		Cat. No.	Approvals	Drawing	Description
		74100	6	Pg. 239	<b>Australian receptacle.</b> White. Screw mount design for panels.
		74100-BLK	6	Pg. 239	Same as receptacle No. 74100 except <b>black</b> .
		74120	6	Pg. 240	<b>Australian weatherproof IP 44 single receptacle.</b> White. Hinged cover. Screw mount design with gasket.
		74110	6	Pg. 239	<b>Australian receptacle.</b> White. Mounts directly to American 2" x 4" wall box.
		74110-BLK	6	Pg. 240	Same as receptacle No. 74110 except <b>black</b> .
		79400	N/A	Pg. 249	<b>Flush wall plate.</b> White. Fits receptacle No. 74110.
		79410	N/A	Pg. 249	<b>Weatherproof wall plate.</b> Gray. Fits receptacles No. 74110 and 74110-BLK.
		93091	N/A	Pg. 257	<b>Flush wall plate.</b> Stainless steel. Fits receptacles No. 74110 and 74110-BLK.
		74210		Pg. 241	<b>Australian duplex receptacle.</b> White. Screw mount design for panels. For flush mounting to walls use standard 2" x 4" American wall box. For surface mounting use box No. 74225 (page 85).
		74220	6	Pg. 241	Same as receptacle No. 74210 except <b>with an on / off switch for each outlet</b> .
		74200	6	Pg. 240	<b>Australian RCD (GFCI) 10 mA duplex receptacle.</b> White. Screw mount design for panels. For flush mounting to walls use standard 2" x 4" American wall box. For surface mounting use box No. 74225 (page 85). See pages 86-87 for additional GFCI (RCD) devices.
		53326	6	Pg. 225	<b>Australian power strip.</b> 6 outlet with circuit breaker. White. 1.8 meters of cord with plug. 8 outlet and other variations are available.

**NOTE: See pages 101-114 for additional power strips.**

**NOTE: See pages 93-100 for modular snap-in panel mount receptacles.**

**Approvals:** 1.ASTA 2.CEBEC 3.CSA 4.DEMKO 5.PSE(JET) 6.EANSW(DFT) 7.FI 8.GS 9.IMQ 10.JET 11.JIS 12.KEMA 13.NEMKO 14.OVE 15.SAA 16.SABS 17.SEMKO 18.SEV 19.SII 20.UL 21.UTE 22.VDE 23.ISO 24.CCC 25.IRAM 26.BSI





# AUSTRALIAN WIRING DEVICES

## 2 Pole 3 Wire Grounding











15 Ampere 250 Volt (AS / NZS 3112 2000)



AU2-15R



AU2-15P

Description	Cat. No.	Approvals	Drawing		
<b>Australian receptacle.</b> White. Mounts directly to American 2" x 4" wall boxes.	74510	6	Pg. 242		
				<b>74510</b>	<b>79400</b>
<b>Flush wall plate.</b> White. Fits receptacle No. 74510.	79400	N/A	Pg. 249		
<b>Flush wall plate.</b> Stainless steel. Fits receptacle No. 74510.	93091	N/A	Pg. 257		
<b>Weatherproof wall plate.</b> Gray. Fits receptacle No. 74510.	79410	N/A	Pg. 249		
				<b>74500</b>	<b>74540</b>
<b>Australian receptacle.</b> White. Screw mount design for panels.	74500	6	Pg. 241		
<b>Australian plug.</b> Straight cord grip. Insulated line/neutral blades. White.	74540	6	Pg. 242		
Same as plug No. 74540 except <b>black</b> .	74540-BLK	6	Pg. 242		
<b>Australian 90° angle plug.</b> Insulated line/neutral blades. White.	74530	6	Pg. 242		
				<b>74530</b>	<b>74541</b>
<b>Australian clear "see-through" plug.</b> Insulated line/neutral blades. Recommended for use on medical equipment.	74541	6	Pg. 242		
<b>Australian connector body.</b> White.	74560	6	Pg. 242		
Same as connector No. 74560 except <b>black</b> .	74560-BLK	6	Pg. 242		
<b>Australian weatherproof IP 44 single receptacle.</b> Hinged cover. Screw mount design for panels.	74520	6	Pg. 242		
				<b>74560</b>	<b>74520</b>

**Approvals:** 1.ASTA 2.CEBEC 3.CSA 4.DEMKO 5.PSE(JET) 6.EANSW(DFT) 7.FI 8.GS 9.IMQ 10.JET 11.JIS 12.KEMA 13.NEMKO 14.OVE 15.SAA 16.SABS 17.SEMKO 18.SEV 19.SII 20.UL 21.UTE 22.VDE 23.ISO 24.CCC 25.IRAM 26.BSI



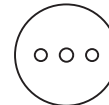
© 2004 International Configurations, Inc. Entire contents of this catalog copyrighted. [www.InternationalConfig.com](http://www.InternationalConfig.com)

International Configurations, Inc. • P.O. Box 3374 • Enfield, Connecticut 06083 • TEL (860) 749-6380 • FAX (860) 749-2985

# ITALIAN WIRING DEVICES

## 2 Pole 3 Wire Grounding










10 Ampere 250 Volt (CEI 23-16 / VII)



IT1-10R



IT1-10P

		Cat. No.	Approvals	Drawing	Description
		75140	9	Pg. 243	<b>Italian plug.</b> Black. Straight cord grip with 4.0 mm diameter pins.
75140	75130	75130	9	Pg. 243	<b>Italian plug.</b> Black. 90° angle cord grip with 4.0 mm diameter pins.
		75160	9	Pg. 243	<b>Italian connector body.</b> Black. Straight cord grip. Dual rated configuration 10 / 16 ampere 250 volt. Accepts IT1-10P and IT2-16P plugs.
75160	75520	75520	9	Pg. 244	<b>Italian weatherproof IP 44 single receptacle.</b> Blue. Hinged cover. Screw mount design with gasket. Accepts IT1-10P and IT2-16P plugs.
		97120	N/A	Pg. 258	<b>Stainless steel weatherproof wall plate</b> for mounting receptacle No. 75520 to standard 2" x 4" American wall box.
97120	70127	70127	N/A	Pg. 232	<b>Termination shield (back box)</b> for receptacle No. 75520 when panel mounted.
		70125	N/A	Pg. 232	<b>Weatherproof surface mount box</b> for receptacle No. 75520.
70125	70139	70139	9	Pg. 232	<b>2 pole 2 wire non-grounding type plug, black.</b> 4.0 mm diameter plug pins mate with most European outlets that have 4.0 or 4.8 mm diameter round contacts.
		54406	9	Pg. 227	<b>Italian power strip.</b> 6 outlet. 1.5 meter long cord with 16 ampere 250 volt (IT2-16P) plug. Dual rated configuration accepts IT1-10P and IT2-16P plugs.
54406					<b>NOTE: See pages 101-114 for additional power strips.</b>

**NOTE: See pages 93-100 for modular snap-in panel mount receptacles.**

**Approvals:** 1.ASTA 2.CEBEC 3.CSA 4.DEMKO 5.PSE(JET) 6.EANSW(DFT) 7.FI 8.GS 9.IMQ 10.JET 11.JIS 12.KEMA 13.NEMKO 14.OVE 15.SAA 16.SABS 17.SEMKO 18.SEV 19.SII 20.UL 21.UTE 22.VDE 23.ISO 24.CCC 25.IRAM 26.BSI



# ITALIAN WIRING DEVICES

## 2 Pole 3 Wire Grounding









16 Ampere 250 Volt (CEI 23-16 / VII)



IT2-16R



IT2-16P

Description	Cat. No.	Approvals	Drawing		
<b>Italian plug.</b> Black. Straight cord grip with 5.0 mm diameter pins.	75540	9	Pg. 244		
				<b>75540</b>	<b>75530</b>
<b>Italian plug.</b> Black. 90° angle cord grip with 5.0 mm diameter pins.	75530	9	Pg. 244		
<b>Italian connector body.</b> Black. Straight cord grip. Dual rated configuration 10 / 16 ampere 250 volt. Accepts IT1-10P and IT2-16P plugs.	75160	9	Pg. 243		
				<b>75160</b>	<b>75520</b>
<b>Italian weatherproof IP 44 single receptacle.</b> Blue. Hinged cover. Screw mount design with gasket. Accepts IT1-10P and IT2-16P plugs.	75520	9	Pg. 244		
<b>Stainless steel weatherproof wall plate</b> for mounting receptacle No. 75520 to standard 2" x 4" American wall box.	97120	N/A	Pg. 258		
				<b>97120</b>	<b>70127</b>
<b>Termination shield (back box)</b> for receptacle No. 75520 when panel mounted.	70127	N/A	Pg. 232		
<b>Weatherproof surface mount box</b> for receptacle No. 75520.	70125	N/A	Pg. 232		
					<b>70125</b>
<b>Italian power strip.</b> 6 outlet. 1.5 meter long cord with 16 ampere 250 volt (IT2-16P) plug. Dual rated configuration accepts IT1-10P and IT2-16P plugs.	54406	9	Pg. 227		
				<b>54406</b>	

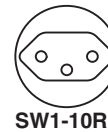
**NOTE: See pages 101-114 for additional power strips.**

**NOTE: See pages 93-100 for modular snap-in panel mount receptacles.**

**Approvals:** 1.ASTA 2.CEBEC 3.CSA 4.DEMKO 5.PSE(JET) 6.EANSW(DFT) 7.FI 8.GS 9.IMQ 10.JET 11.JIS 12.KEMA 13.NEMKO 14.OVE 15.SAA 16.SABS 17.SEMKO 18.SEV 19.SII 20.UL 21.UTE 22.VDE 23.ISO 24.CCC 25.IRAM 26.BSI











**SWISS WIRING DEVICES**  
**2 Pole 3 Wire Grounding**  
 10 Ampere 250 Volt (SEV 1011)



SW1-10R



SW1-10P

		Cat. No.	Approvals	Drawing	Description
		76140	18	Pg. 244	<b>Swiss plug.</b> Black. Straight cord grip. Cat. # 76140 plug mates with SW1-10R (10Amp.) and SW2-16R (16Amp.) outlets and connectors.
76140	76160	76160	18	Pg. 245	
		76110	18	Pg. 244	<b>Swiss receptacle.</b> Ivory. Snap-in panel mount design. Type 13 with recessed face for damp locations.
76110	76120	76120	18	Pg. 244	
		97120	N/A	Pg. 258	<b>Stainless steel weatherproof wall plate</b> for mounting receptacle No. 76120 to standard 2" x 4" American wall box.
97120	70127	70127	N/A	Pg. 232	
		70125	N/A	Pg. 232	<b>Weatherproof surface mount box</b> for receptacle No. 76120.
		52955	18	Pg. 225	<b>Swiss power strip.</b> 5 outlet. 3 meter long cord with plug. Lighted on / off switch. Black base with silver cover. "CE" mark.

**NOTE: See pages 101-114 for additional power strips.**

**NOTE: See pages 93-100 for modular snap-in panel mount receptacles.**

**Approvals:** 1.ASTA 2.CEBEC 3.CSA 4.DEMKO 5.PSE(JET) 6.EANSW(DFT) 7.FI 8.GS 9.IMQ 10.JET 11.JIS 12.KEMA 13.NEMKO 14.OVE 15.SAA 16.SABS 17.SEMKO 18.SEV 19.SII 20.UL 21.UTE 22.VDE 23.ISO 24.CCC 25.IRAM 26.BSI

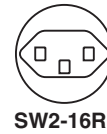




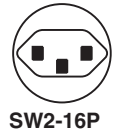
# SWISS WIRING DEVICES

## 2 Pole 3 Wire Grounding

16 Ampere 250 Volt (T23 Type)



SW2-16R



SW2-16P

Description	Cat. No.	Approvals	Drawing		
<b>Swiss plug.</b> Black. Straight cord grip. T23 type.	76540	18	Pg. 245		
<b>Swiss connector body.</b> Straight cord grip. T23 type.	76560	18	Pg. 245		
<b>Swiss receptacle.</b> White. Flush mount. T23 type with recessed face for damp locations.	76510	18	Pg. 245		
<b>Swiss receptacle.</b> White. Surface mount. T23 type with recessed face for damp locations.	76515	18	Pg. 245		
<b>Swiss weatherproof IP 54 single receptacle.</b> Type T23. Gray. Hinged cover. Screw mount design with gasket.	76520	18	Pg. 245		
<b>Termination shield (back box)</b> for receptacle No. 76520 when panel mounted.	70127	N/A	Pg. 232		
<b>Weatherproof surface mount box</b> for receptacle No. 76520.	70125	N/A	Pg. 232		
<b>Stainless steel weatherproof wall plate</b> for mounting receptacle No. 76520 to standard 2" x 4" American wall box.	97120	N/A	Pg. 258		

**Approvals:** 1.ASTA 2.CEBEC 3.CSA 4.DEMKO 5.PSE(JET) 6.EANSW(DFT) 7.FI 8.GS 9.IMQ 10.JET 11.JIS 12.KEMA 13.NEMKO 14.OVE 15.SAA 16.SABS 17.SEMKO 18.SEV 19.SII 20.UL 21.UTE 22.VDE 23.ISO 24.CCC 25.IRAM 26.BSI




© 2004 International Configurations, Inc. Entire contents of this catalog copyrighted. [www.InternationalConfig.com](http://www.InternationalConfig.com)

International Configurations, Inc. • P.O. Box 3374 • Enfield, Connecticut 06083 • TEL (860) 749-6380 • FAX (860) 749-2985

# ISRAELI WIRING DEVICES

## 2 Pole 3 Wire Grounding









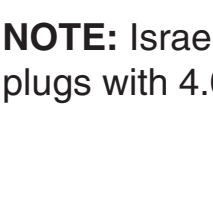
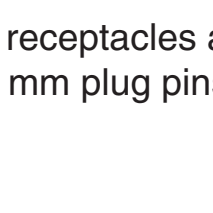
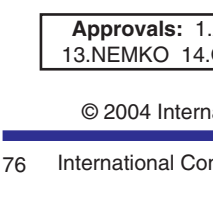

16 Ampere 250 Volt (SI 32)



IS1-16R



IS1-16P

		Cat. No.	Approvals	Drawing	Description
		77110	19	Pg. 245	<b>Israeli receptacle.</b> White. Screw mount design for panels.
77110	77115	77190	19	Pg. 246	
		77115	19	Pg. 245	<b>Flush box</b> for mounting receptacle No. 77110 to sheetrock walls. For weatherproof installations use cover No. 79578. Fits 2 gang American wall box.
77140	77130	77140	19	Pg. 246	
		77130	19	Pg. 245	<b>Israeli receptacle.</b> White. Screw mount design for panels.
77140	77130	77140	19	Pg. 246	
		77130	19	Pg. 245	<b>Israeli plug.</b> White. Straight cord grip.
30295	77160	77130	19	Pg. 245	
		77160	19	Pg. 246	<b>Israeli plug.</b> White. 90° angle cord grip.
30295	77160	77160	19	Pg. 246	
		30295	N/A	Pg. 220	<b>Israeli connector body.</b> White. Angle cord grip.
30295	77160	30295	N/A	Pg. 220	
		56125	19	Pg. 227	<b>Plug adapter</b> allows NEMA 5-15P (molded on) plugs, NEMA 1-15P, SW1-10P, EU1-16P SCHUKO, IT1-10P and Europlugs to mate with IS1-16R receptacles.
56125	56125	56125	19	Pg. 227	
					<b>Israeli power strip.</b> White. 5 outlets. 1.5 meter long cord with plug. Lighted on / off switch.
					<b>NOTE: See pages 101-114 for additional power strips.</b>
					<b>NOTE: See pages 93-100 for modular design receptacles.</b>

**NOTE:** Israeli receptacles are also designed to accept “Europlug” 2 pole 2 wire plugs with 4.0 mm plug pins. See catalog number 70139 on page 60.

**Approvals:** 1.ASTA 2.CEBEC 3.CSA 4.DEMKO 5.PSE(JET) 6.EANSW(DFT) 7.FI 8.GS 9.IMQ 10.JET 11.JIS 12.KEMA 13.NEMKO 14.OVE 15.SAA 16.SABS 17.SEMKO 18.SEV 19.SII 20.UL 21.UTE 22.VDE 23.ISO 24.CCC 25.IRAM 26.BSI



## DANISH WIRING DEVICES 2 Pole 3 Wire Grounding

13 Ampere 250 Volt (AFSNIT 107-2-D1) (Previously rated 10 Amp 250 Volt)



Description	Cat. No.	Approvals	Drawing
<b>Danish plug.</b> Gray. Straight cord grip.	78140	4	Pg. 246
<b>Danish plug.</b> Gray. 90° angle cord grip.	78130	4	Pg. 246
<b>Danish connector body.</b> Gray. Straight cord grip.	78160	4, 7, 12, 13, 17	Pg. 246
<b>Danish weatherproof IP 44 receptacle.</b> Gray. Hinged cover. Screw mount design with gasket. Panel mount. Can be mounted to standard American 2" x 4" wall box with plate No. 97120.	78120	4	Pg. 246
<b>Danish receptacle.</b> White. Screw mount design for panels.	78117	4	Pg. 246
<b>Danish power strip.</b> White. 5 outlets with shuttered contacts. Lighted rocker switch. 1.5 meter long cord with plug.	56205	4	Pg. 227
<b>Plug adapter</b> allows SCHUKO (CEE 7-7) type plugs EU1-16P to mate with Danish receptacles DE1-13R. <b>Note: Adapter cannot be removed from DE1-13P plug after being installed.</b>	30395	N/A	Pg. 221



78140



78130



78120



78117



56205

**NOTE:** See pages 101-114 for additional power strips.  
"Hospital Grade" Danish type plugs and outlets available.

## DANISH WIRING DEVICES 2 Pole 3 Wire Grounding

13 Ampere 250 Volt ("EDP" Circuits)



Description	Cat. No.	Approvals	Drawing
<b>Danish data plug.</b> 90° angle cord grip.	78230	4	Pg. 246
<b>Danish data power strip.</b> White. 5 outlets with shuttered contacts. Pilot light. 1.5 meter long cord with plug.	56305	4	Pg. 228



78230



56305

**NOTE:** The protected data "EDP" receptacle will only accept the Danish data circuit plug. However, the "EDP" plugs can be inserted into standard outlets type (DE1-13R) when protected outlets are not available. Cord sets with "EDP" Plug design listed on Page # 22. Catalog numbers are 89071, 89075, 89950, 89010, 89040, 89050.

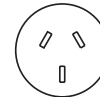
**Approvals:** 1.ASTA 2.CEBEC 3.CSA 4.DEMKO 5.PSE(JET) 6.EANSW(DFT) 7.FI 8.GS 9.IMQ 10.JET 11.JIS 12.KEMA 13.NEMKO 14.OVE 15.SAA 16.SABS 17.SEMKO 18.SEV 19.SII 20.UL 21.UTE 22.VDE 23.ISO 24.CCC 25.IRAM 26.BSI



# ARGENTINE WIRING DEVICES

## 2 Pole 3 Wire Grounding









10 ampere 250 volt



AR1-10R



AR1-10P

	Cat. No.	Approvals	Drawing	Description
	84210	25	Pg. 251	<b>Argentine duplex receptacle</b> with integral wall plate. White. Mounts directly to standard American 2" x 4" wall boxes.
<b>84210</b>	84110	25	Pg. 251	<b>Argentine single receptacle.</b> White. Mounts directly to standard American 2" x 4" wall boxes. <b>NOTE:</b> See page 97 for modular design receptacle.
				
<b>84110</b>	84400	N/A	Pg. 252	<b>Flush wall plate.</b> White. Fits single receptacle No. 84110.
				
<b>84400</b>	84100	25	Pg. 251	<b>Argentine single snap-in panel mount receptacle</b> with retainer clip (included). White.
				
<b>84100</b>	84250	25	Pg. 252	<b>Argentine plug.</b> 90° angle cord grip. White.
				
<b>84250</b>	84250-BLK	25	Pg. 252	<b>Argentine plug.</b> 90° angle cord grip. Black.
				
<b>84250-BLK</b>	74225	N/A	---	<b>Surface mount plastic box</b> for receptacles Cat. Nos. 84210 and 84110.
				
<b>74225</b>	84104	25	Pg. 251	<b>Argentine power strip.</b> Four outlets with circuit breaker and pilot light. White. Five meter long cord with plug.
				
<b>84104</b>				

**Approvals:** 1.ASTA 2.CEBEC 3.CSA 4.DEMKO 5.PSE(JET) 6.EANSW(DFT) 7.FI 8.GS 9.IMQ 10.JET 11.JIS 12.KEMA 13.NEMKO 14.OVE 15.SAA 16.SABS 17.SEMKO 18.SEV 19.SII 20.UL 21.UTE 22.VDE 23.ISO 24.CCC 25.IRAM 26.BSI





# CHINESE WIRING DEVICES

## 2 Pole 3 Wire Grounding









10 ampere 250 volt



CH1-10R



CH1-10P

Description	Cat. No.	Approvals	Drawing		
<p><b>Chinese modular receptacle.</b> 10 ampere 250 volt. White. 45 mm x 45 mm size. Designed for panel mounting with frame No. 79100x45.</p> <p>Can be mounted to standard American 2" x 4" wall boxes with frame No. 79120x45 and wall plate No. 79130x45.</p> <p>See page 81 for surface mounting / flush mounting wall boxes and covers.</p>	74700x45	24	Pg. 243		
				<b>74700x45</b>	<b>74730</b>
<p><b>Chinese plug.</b> 10 ampere 250 volt. White. 90° angle cord grip.</p>	74730	24	Pg. 243		
<p><b>Adapter frame.</b> Mounts receptacle No. 74700x45 to standard American 2" x 4" wall boxes.</p>	79120x45	N/A	Pg. 248		
				<b>79120x45</b>	<b>79130x45</b>
<p><b>Wall plate.</b> White. Fits receptacle No. 74700x45 and adapter frame No. 79120x45.</p>	79130x45	N/A	Pg. 248		
<p><b>Panel mounting frame</b> for one 45 mm x 45 mm receptacle. White. Requires a panel cutout of 53.5 mm high and 58.6 mm wide. Panel thickness: minimum is 1.0 mm, maximum is 3.0 mm.</p>	79100x45	N/A	Pg. 248		
				<b>79100x45</b>	<b>79570x45</b>
<p><b>Weather protective cover.</b> For 45 mm x 45 mm modular size devices. Screw mounts to panels (Panel mounting frame No. 79100x45 is not required).</p>	79570x45	N/A	Pg. 250		
<p><b>Chinese receptacle</b> with integral wall plate. 10 ampere 250 volt. White. Mounts to flush wall box No. 72350 or to surface wall box No. 72360. See page 81.</p>	74715	24	Pg. 243		
				<b>74715</b>	<b>74790</b>
<p><b>Splashproof cover.</b> White. Fits receptacle No. 74715 when used with wall box No. 72350 or surface wall box No. 72360.</p>	74790	N/A	Pg. 243		

**Approvals:** 1.ASTA 2.CEBEC 3.CSA 4.DEMKO 5.PSE(JET) 6.EANSW(DFT) 7.FI 8.GS 9.IMQ 10.JET 11.JIS 12.KEMA 13.NEMKO 14.OVE 15.SAA 16.SABS 17.SEMKO 18.SEV 19.SII 20.UL 21.UTE 22.VDE 23.ISO 24.CCC 25.IRAM 26.BSI



© 2004 International Configurations, Inc. Entire contents of this catalog copyrighted. www.InternationalConfig.com

International Configurations, Inc. • P.O. Box 3374 • Enfield, Connecticut 06083 • TEL (860) 749-6380 • FAX (860) 749-2985

# CHINESE WIRING DEVICES

## 2 Pole 3 Wire Grounding









16 ampere 250 volt



CH2-16R












CH2-16P

		Cat. No.	Approvals	Drawing	Description
		74600X45	24	Pg. 242	<b>Chinese modular receptacle.</b> 16 ampere 250 volt. White. 45 mm x 45 mm size. Designed for panel mounting with frame No. 79100x45. Can be mounted to standard American 2" x 4" wall boxes with frame No. 79120x45 and wall plate No. 79130x45. See page 81 for surface mounting / flush mounting wall boxes and covers.
74600x45	74630	74630	24	Pg. 243	
		79120X45	N/A	Pg. 248	<b>Adapter frame.</b> Mounts receptacle No. 74600x45 to standard American 2" x 4" wall boxes.
79120x45	79130x45	79130X45	N/A	Pg. 248	
		79100X45	N/A	Pg. 248	<b>Panel mounting frame</b> for one 45 mm x 45 mm receptacle. White. Requires a panel cutout of 53.5 mm high and 58.6 mm wide. Panel thickness: minimum is 1.0 mm, maximum is 3.0 mm.
79100x45	79570x45	79570X45	N/A	Pg. 250	
		74615	24	Pg. 243	<b>Chinese receptacle</b> with integral wall plate. 16 ampere 250 volt. White. Mounts to flush wall box No. 72350 or to surface wall box No. 72360. See page 81.
74615	74790	74790	N/A	Pg. 243	

**Approvals:** 1.ASTA 2.CEBEC 3.CSA 4.DEMKO 5.PSE(JET) 6.EANSW(DFT) 7.FI 8.GS 9.IMQ 10.JET 11.JIS 12.KEMA 13.NEMKO 14.OVE 15.SAA 16.SABS 17.SEMKO 18.SEV 19.SII 20.UL 21.UTE 22.VDE 23.ISO 24.CCC 25.IRAM 26.BSI



# CHINESE TYPE SURFACE AND FLUSH MOUNT WALL BOXES

Description	Cat. No.	Approvals	Drawing	
<p><b>Surface mount metal box</b> complete with cover, device mounting grid and grounding terminal. 20 mm diameter conduit knockouts. Accepts two 45 mm x 45 mm devices.</p>	79230x45	N/A	Pg. 248	
<p>Same as box No. 79230x45 except <b>mounts only one 45 mm x 45 mm device.</b></p>	79235x45	N/A	Pg. 248	 
<p><b>Surface mount plastic box.</b> White. Accepts two 45 mm x 45 mm devices. Requires two grids No. 79250x45 to mount devices and one wall plate No. 79255x45.</p>	79245x45	N/A	Pg. 248	
<p><b>Grid</b> for mounting 45 mm x 45 mm devices.</p>	79250x45	N/A	Pg. 249	
<p><b>Plastic wall plate</b> for box No. 79245x45. White.</p>	79255x45	N/A	Pg. 249	
<p><b>Surface mount plastic box.</b> White. Accepts one 45 mm x 45 mm device. Requires one grid No. 79250x45 to mount device and one wall plate No. 79265x45.</p>	79260x45	N/A	Pg. 249	 
<p><b>Plastic wall plate</b> for box No. 79260x45. White.</p>	79265x45	N/A	Pg. 249	
<p><b>Flush mount steel box</b> for receptacles No. 74715 and 74615.</p>	72350	N/A	Pg. 237	
<p><b>Surface mount plastic box</b> for receptacles No. 74715 and 74615. White.</p>	72360	N/A	Pg. 238	













# JAPANESE WIRING DEVICES

## 2 Pole 3 Wire Grounding

15 Ampere 125 Volt (JIS 8303)



		Cat. No.	Approvals	Drawing	Description
		78500	5, 11	Pg. 246	<b>Japanese duplex receptacle.</b> Ivory. Mounts directly to American 2" x 4" wall box.
<b>78500</b>	<b>78520</b>	78560	N/A	Pg. 247	<b>Japanese duplex wall plate.</b> Stainless steel.
		78520	5, 11	Pg. 247	<b>Japanese single receptacle.</b> Ivory. Mounts directly to American 2" x 4" wall box.
<b>78510</b>	<b>78530</b>	78570	N/A	Pg. 247	<b>Japanese single wall plate.</b> Stainless steel.
		78510	5, 11	Pg. 247	<b>Japanese single receptacle.</b> Ivory. Panel mount. Available in "hospital grade" catalog number 78510-HG.
<b>78550 *</b>	<b>78540</b>	78530	5, 11	Pg. 247	<b>Japanese straight plug.</b> Black. Back wired dead front design.
		78540	5, 11	Pg. 247	<b>Japanese straight plug, hospital grade.</b> Clear "see-through" cover. Back wired dead front design.
<b>30510</b>	<b>30500</b>	78550 *	5, 11	Pg. 247	<b>Japanese angle plug.</b> White. Back wired dead front.
		30500	5, 11	Pg. 221	<b>Japanese plug adapter.</b> Gray. Wire grounding lead. Allows 2 pole 3 wire (JA1-15P) plugs to mate with Japanese 2 pole 2 wire receptacles.
<b>56504</b>		30510	5, 11	Pg. 221	<b>Japanese plug adapter.</b> Ivory. Allows (JA1-15P) straight blade plugs to mate with (JA1-15LR) receptacles.
		56504	5, 11	Pg. 228	<b>Japanese power strip.</b> 4 outlets. Gray. 3 meter long cord with plug. External grounding lug provides grounding for 2 pole 2 wire plugs with grounding lead.

\* 250 volt (NEMA 6-15P type) available catalog number 78650

**Approvals:** 1.ASTA 2.CEBEC 3.CSA 4.DEMKO 5.PSE(JET) 6.EANSW(DFT) 7.FI 8.GS 9.IMQ 10.JET 11.JIS 12.KEMA 13.NEMKO 14.OVE 15.SAA 16.SABS 17.SEMKO 18.SEV 19.SII 20.UL 21.UTE 22.VDE 23.ISO 24.CCC 25.IRAM 26.BSI













# JAPANESE WIRING DEVICES

## 2 Pole 3 Wire Grounding

15 Ampere 125 Volt (JIS 8303)



Description	Cat. No.	Approvals	Drawing		
<b>Japanese duplex locking receptacle.</b> Ivory. Mounts directly to American 2" x 4" wall box.	78600	5, 11	Pg. 247		
<b>Japanese single locking receptacle.</b> Ivory. Mounts directly to American 2" x 4" wall box.	78620	5, 11	Pg. 248	<b>78600</b>	<b>78620</b>
<b>Japanese duplex combination locking / straight blade receptacle.</b> White. One half (JA1-15R), one half (JA1-15LR). Mounts directly to American 2" x 4" wall box.	78605	5, 11	Pg. 247		
<b>Japanese single locking receptacle.</b> White. Panel mount.	78610	5, 11	Pg. 247	<b>78605</b>	<b>78610</b>
<b>Japanese duplex wall plate.</b> Stainless steel.	78560	N/A	Pg. 247		
<b>Japanese single wall plate.</b> Stainless steel.	78570	N/A	Pg. 247	<b>78560</b>	<b>78570</b>
<b>Japanese plug adapter.</b> Ivory. Allows (JA1-15P) straight blade plugs to mate with (JA1-15LR) receptacles.	30510	5, 11	Pg. 221		
<b>Japanese straight locking plug.</b> Black. Back wired dead front design.	78630	5, 11	Pg. 248	<b>30510</b>	<b>78630</b>

**Approvals:** 1.ASTA 2.CEBEC 3.CSA 4.DEMKO 5.PSE(JET) 6.EANSW(DFT) 7.FI 8.GS 9.IMQ 10.JET 11.JIS 12.KEMA 13.NEMKO 14.OVE 15.SAA 16.SABS 17.SEMKO 18.SEV 19.SII 20.UL 21.UTE 22.VDE 23.ISO 24.CCC 25.IRAM 26.BSI



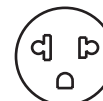
© 2004 International Configurations, Inc. Entire contents of this catalog copyrighted. [www.InternationalConfig.com](http://www.InternationalConfig.com)

International Configurations, Inc. • P.O. Box 3374 • Enfield, Connecticut 06083 • TEL (860) 749-6380 • FAX (860) 749-2985







# BRAZILIAN WIRING DEVICES

## 2 Pole 3 Wire Grounding

15 Ampere 125/250 Volt



BR1-15R

		Cat. No.	Approvals	Drawing	Description
		85110		Pg. 252	<b>Brazilian single receptacle.</b> Black. Mounts directly to standard American 2" x 4" wall box. Accepts NEMA 5-15P (15 amp 125 volt) plugs and European plugs with 4.0 mm round pins. <b>NOTE: See page 97 for modular design receptacle.</b>
85110	5266-X				
		5266-X	3, 20	Pg. 224	<b>NEMA 5-15 plug (15 amp 125 volt).</b> Black nylon. Cord grip range 0.230"-0.625".
		70139	9	Pg. 232	<b>European 2 pole 2 wire non-grounding type plug.</b> Black. 10 ampere 250 volt. 4.0 mm diameter round pins.
89400	70139				
		89400	N/A	Pg. 257	<b>Flush wall plate.</b> Black. Fits outlet No. 85110.
		93091	N/A	Pg. 257	<b>Flush wall plate.</b> Stainless steel. Fits outlet No. 85110.
93091	79410				
		79410	N/A	Pg. 249	<b>Weatherproof plate.</b> Gray. Fits outlet No. 85110.










**Approvals:** 1.ASTA 2.CEBEC 3.CSA 4.DEMKO 5.PSE(JET) 6.EANSW(DFT) 7.FI 8.GS 9.IMQ 10.JET 11.JIS 12.KEMA 13.NEMKO 14.OVE 15.SAA 16.SABS 17.SEMKO 18.SEV 19.SII 20.UL 21.UTE 22.VDE 23.ISO 24.CCC 25.IRAM 26.BSI



# Shaver Outlet

## Surface Boxes / Flush Boxes

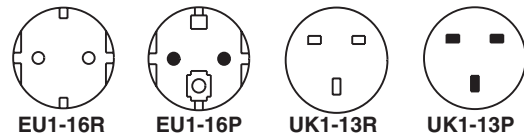
### Weatherproof Cover


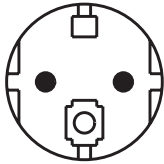

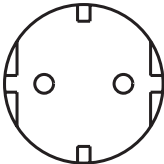

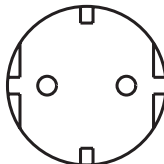
Description	Cat. No.	Approvals	Drawing	
<b>International shaver outlet.</b> White. Accepts 2 wire European and American type plugs. Dual voltage output 240 / 110 volt. AC only. See below for surface mount wall box No. 72440 and flush mount box No. 72355.	72450		Pg. 238	
<b>Weatherproof cover</b> for mounting 45 mm outlets to 2 gang American wall box.	79575x45	N/A	Pg. 250	<b>72450</b>
<b>Weatherproof cover</b> fits outlets No. 72215, 72220, 73110, 73310, 74615 and 74715.	74790	N/A	Pg. 243	
<b>Weatherproof cover</b> for mounting receptacles No. 72215, 73110, 73310, 77110, 74615 and 74715 to 2 gang American wall box.	79578	N/A	Pg. 250	
				<b>74790</b> <b>79575x45</b>
<b>Flush mount steel box</b> for U.K. single outlet. Accepts outlets No. 70114 (European "Schuko"), 72215, 72220, 72510, 73110, 73310, 77110 (Israeli), 74615, 74715 (Chinese).	72350	N/A	Pg. 237	
<b>Flush mount steel box</b> for U.K. duplex outlet. Accepts outlets No. 72300, 72316, 72320 and 72450.	72355	N/A	Pg. 237	
				<b>72350</b> <b>72355</b>
<b>Surface mount plastic wall box</b> for U.K. single outlet. Accepts outlets No. 72215, 72220, 73110, 73310, 77110 (Israeli), 74615, 74715 (Chinese).	72360	N/A	Pg. 238	
<b>Surface mount plastic wall box</b> for U.K. duplex outlet. Accepts outlets No. 72300, 72316 and 72320.	72365	N/A	Pg. 238	
				<b>72360</b> <b>72365</b>
<b>Surface mount plastic box</b> for Australian duplex RCD (GFCI) outlet No. 74200.	74225	N/A	Pg. 232	
<b>Surface mount plastic box</b> for shaver outlet No. 72450.	72440	N/A	Pg. 238	
				<b>74225</b> <b>72440</b>




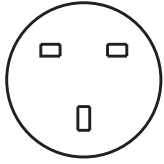

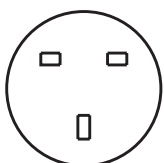


# GFCI (RCD) RECEPTACLES AND PLUGS

## 2 Pole 3 Wire Grounding



	Configuration	Cat. No.	Drawing	Description
		70140-RCD	Pg. 233	<p><b>European "SCHUKO" CEE 7/7 GFCI (RCD) angle plug.</b> 30 mA trip. 16 ampere 230 volt, 50 Hz. 3600 watt maximum. Test / reset buttons. IP 44. Black.</p> <p>Approvals: S, GS, "CE" mark</p> <p><b>European "SCHUKO" GFCI (RCD) weatherproof receptacle.</b> 10 mA trip. 16 ampere 230 volt, 50 Hz. Test / reset buttons. IP 55. Gray. Surface mount complete with box and cover. <b>Available with 30 mA trip catalog No. 70225-30.</b></p> <p>"CE" Mark</p> <p><b>European "SCHUKO" GFCI (RCD) flush mount receptacle.</b> 10 mA trip. 16 ampere 230 volt, 50 Hz. Test / reset button. White. Mounts to standard American 4" x 4" flush wall box.</p> <p>Approvals: VDE, OVE, "CE" mark</p> <p><b>NOTE: GFCI (RCD) receptacles available for many other countries. See page 99 for modular GFCI (RCBO) and pages 96 and 97 for receptacle combinations.</b></p>
70140-RCD	EU1-16P	70225	Pg. 234	
		70200x45	Pg. 234	
70225	EU1-16R			
				
70200x45	EU1-16R			

	Configuration	Cat. No.	Drawing	Description
		72140-RCD	Pg. 236	<p><b>United Kingdom GFCI (RCD) angle plug.</b> 30 mA trip. 13 ampere 230 volt, 50 Hz, fused. 3120 watts maximum. Designed to BS 7071, 1992. Test / reset buttons. Black.</p> <p>"CE" mark</p> <p><b>United Kingdom GFCI (RCD) weatherproof receptacle.</b> 10 mA trip. 13 ampere 230 volt, 50 Hz. Test / reset buttons. IP 55. Gray. Surface mount complete with box and cover.</p> <p>"CE" mark</p> <p><b>Available with 30 mA trip catalog No. 72325-30.</b></p> <p><b>United Kingdom GFCI (RCD) flush mount single receptacle.</b> 10 mA trip. 13 ampere 230 volt, 50 Hz. Test / reset buttons. White. Requires steel box No. 72355 for flush mounting or plastic box No. 72365 for surface mount. "CE" mark</p> <p><b>Available with steel surface mount box No. 72300-DSM (10 mA) trip.</b></p> <p><b>Available with stainless steel wall plate No. 72300-S (30 mA trip).</b></p> <p><b>Available with duplex outlet No. 72300-D (10 mA) trip.</b></p>
72140-RCD	UK1-13P	72325	Pg. 237	
		72300	Pg. 237	
72325	UK1-13R			
				
72300	UK1-13R			





# GFCI (RCD) RECEPTACLES AND PLUGS

## 2 Pole 3 Wire Grounding



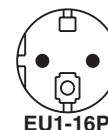
AU1-10R





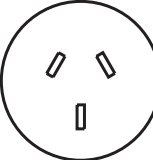

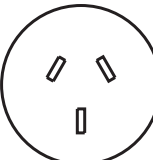

AU1-10P



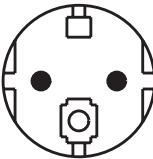





FR1-16R



EU1-16P

Description	Cat. No.	Drawing	Configuration
<p><b>Australian GFCI (RCD) angle plug.</b> 30 mA trip. 10 ampere 230 volt, 50 Hz. 2400 watt maximum. Test / reset buttons. IP 40. Insulated line/neutral blades. White. Approval: Dept. of Fair Trading Meets AS 3190, 1990</p>	74140-RCD	Pg. 240	 AU1-10P  74140-RCD
<p><b>Australian GFCI (RCD) weatherproof receptacle.</b> 30 mA trip. 10 ampere 230 volt, 50 Hz. Shuttered contacts. On/off switch. IP 55. Gray. Surface mount complete with box and cover. Approval: "CE" mark</p>	74335	Pg. 241	 AU1-10R  74335
<p><b>Australian duplex GFCI (RCD) flush mount receptacle.</b> 10 mA trip. 10 ampere 230 volt, 50 Hz. On/off switch. Test / reset buttons. White. Mounts to standard American 2" x 4" wall box. For surface mounting use box No. 74225. Approval: Dept. of Fair Trading "CE" mark</p>	74200	Pg. 240	 AU1-10R  74200

**NOTE: GFCI (RCD) receptacles available for many other countries. See page 99 for modular GFCI (RCD) and receptacle combinations.**

Description	Cat. No.	Drawing	Configuration
<p><b>European "SCHUKO" CEE 7/7 GFCI (RCD) angle plug.</b> 30 mA trip. 16 ampere 230 volt, 50 Hz. 3600 watt maximum. Test / reset buttons. IP 44. Black. Approvals: S, GS, "CE" mark</p>	70140-RCD	Pg. 233	 EU1-16P  70140-RCD
<p><b>French GFCI (RCD) flush mount receptacle.</b> 10 mA trip. 16 ampere 230 volt, 50 Hz. Test / reset buttons. White. Mounts to standard American 4" x 4" flush wall box. Approvals: CEBEC, UTE, "CE" mark</p>	71200x45	Pg. 235	 FR1-16R  71200 x 45
<p><b>French GFCI (RCD) weatherproof receptacle.</b> 10 mA trip. 16 ampere 230 volt, 50 Hz. Test / reset buttons. IP 55. Gray. Surface mount complete with box and cover. "CE" mark Available with 30 mA trip catalog No. 71225-30.</p>	71225	Pg. 235	 FR1-16R  71225



## GFCI (RCD) IN-LINE CONNECTOR, IP 44 2 Pole 3 Wire Grounding



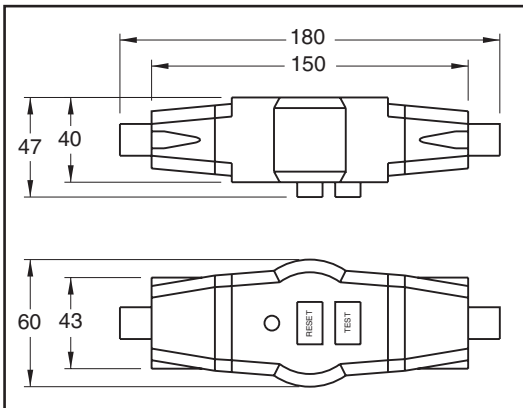
**Catalog Number 70400**

**In-line GFCI (RCD) weatherproof connector.** 30 mA trip. 16 ampere 230 volt, 50 Hz.

Test / reset buttons. Black.

Approvals: S, GS, "CE" mark

**NOTE:** Requires "reset" after power failure. Not recommended for use on freezers, refrigerators or life support equipment.



# EUROPEAN / INTERNATIONAL / WORLDWIDE *WATERTIGHT, SPLASHPROOF RECEPTACLES*



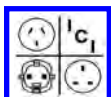
**GERMAN SCHUKO CEE 7/4, CEE 7/5 IP44, IP54, IP68 PANEL / BOX MOUNT OUTLETS**

**UNITED KINGDOM, UK, BRITISH BS1363A, IP54 PANEL / BOX MOUNT SOCKETS**

**AUSTRALIA, NEW ZEALAND AS/NZS 3112 IP44 PANEL / BOX MOUNT RECEPTACLES**

**AMERICAN NEMA 5-15R UL/CSA LISTED IP44 POWER OUTLETS, RECEPTACLES**

**FRENCH, SWISS, DENMARK, BRAZIL, ARGENTINA DIN RAIL BOX MOUNTED OUTLETS**



# SPLASHPROOF IP44 / IP54 RECEPTACLES 2 POLE 3 WIRE GROUNDING, WITH GASKET

E-mail: [sales@internationalconfig.com](mailto:sales@internationalconfig.com)

Web site: [www.internationalconfig.com](http://www.internationalconfig.com)

Receptacles Weatherproof Rated  
IP20 lid open, IP44 or IP54 closed

## MOUNTING WALL PLATES, BOXES AND ACCESSORIES

Dimensional Data, Approval Information Available at [www.internationalconfig.com](http://www.internationalconfig.com)



**70120**  
European CEE 7/4  
Schuko Power Socket



**70020**  
North American  
NEMA 5-15 Power Socket



**72120-BLK**  
United Kingdom  
BS1363 Power Socket



**76120**  
Switzerland  
SEV 1011 Power Socket




**74120-PFS**  
Australia / New Zealand  
AS/NZS 3112 Power Socket

CATALOG NUMBER	RECEPTACLE CONFIGURATION	DESCRIPTION
70020	NEMA 5-15R	North America, American NEMA 5-15R Receptacle, 15A-125V, Gray IP54 Power Outlet
70020-BLK	NEMA 5-15R	North America, American NEMA 5-15R Receptacle, 15A-125V, Black IP54 Power Outlet
70120	EU1-16R	Europe, European Schuko CEE 7/4 Receptacle, 16A-250V, Gray IP54 Power Outlet
70120-BLK	EU1-16R	Europe, European Schuko CEE 7/4 Receptacle, 16A-250V, Black IP54 Power Outlet
70120-BLU	EU1-16R	Europe, European Schuko CEE 7/4 Receptacle, 16A-250V, Blue IP54 Power Outlet
70120-RED	EU1-16R	Europe, European Schuko CEE 7/4 Receptacle, 16A-250V, Red IP54 Power Outlet
70120-IP54 *	EU1-16R	Europe, European Schuko CEE 7/4 Receptacle, 16A-250V, Gray IP54 Power Outlet
70120-IP54BLK *	EU1-16R	Europe, European Schuko CEE 7/4 Receptacle, 16A-250V, Black IP54 Power Outlet
70120-IP54BLU *	EU1-16R	Europe, European Schuko CEE 7/4 Receptacle, 16A-250V, Blue IP54 Power Outlet
71120	FR1-16R	France, French, Belgium CEE 7/5 Receptacle, 16A-250V, Gray IP54 Power Outlet
72120-BLK	UK1-13R	United Kingdom, British UK BS1363A Receptacle, 13A-250V, Black IP54 Power Outlet
74120-PFS	AU1-10R	Australia, New Zealand AS/NZS 3112 Receptacle, 10A-250V, Black IP44 Power Outlet
75520	IT1-10R / IT2-16R	Italy, Italian CEI 23-16 / VII Receptacle, 10A-250V & 16A-250V, Blue IP54 Power Outlet
76120	SW1-10R	Switzerland, Swiss SEV 1011 Type 13 Receptacle, 10A-250V, Gray IP54 Power Outlet
76520	SW2-16R	Switzerland, Swiss SEV 1011 Type 23 Receptacle, 16A-250V, Gray IP54 Power Outlet
78120	DE1-13R	Denmark, Danish AFSNIT 107-2-D1 Receptacle, 16A-250V, Black IP54 Power Outlet
84270	AR1-10R	Argentina, Argentine IRAM 2073 Receptacle, 10A-250V, Blue IP54 Power Outlet
85220	BR2-10R	Brazil, Brazilian NBR 14136 Receptacle, 10A-250V, Blue IP54 Power Outlet

\* Maintains IP54 rating when mated with IP54 European Schuko CEE 7/7 Plug Part Number 70150-N  
\* 70120-IP54SR "Optional" Cable Strain Relief Clamp for: 70120-IP54, 70120-IP54BLK, 70120-IP54BLU. Use Clamp 70120-IP54SR if receptacles are exposed to vibration, movement and if installed on portable equipment.



**97120 & 97120-BZ**  
Stainless Steel Wall Plate.  
Mounts on 2X4 Wall Boxes.



**97120-D**  
Stainless Steel Wall Plate.  
Mounts on 4X4 Wall Boxes.



**70125**  
Compact Weatherproof  
Surface Mount Wall Box.



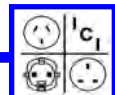
**70125-DIN**  
Din Rail Mounting Bracket.  
Mounts on Back of 70125.



**70127**  
Panel Mount Outlet  
Terminal Shield Back Box.

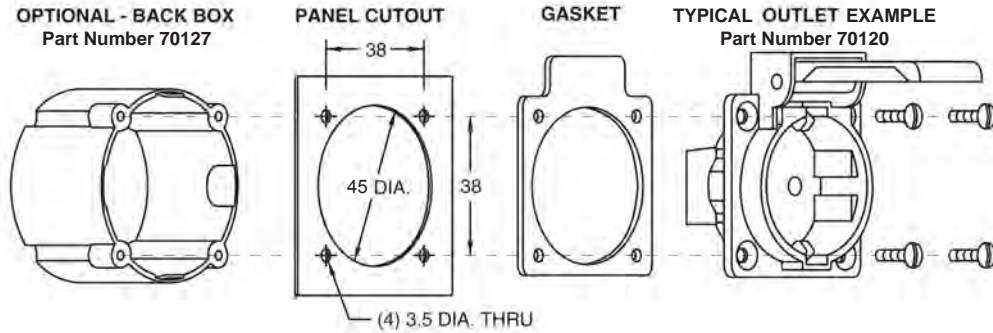
**See Modular Device Outlet Section Pages 93-100 for additional weatherproof products.**

© 2014 International Configurations, Inc. Entire contents of this catalog copyrighted. [www.InternationalConfig.com](http://www.InternationalConfig.com)

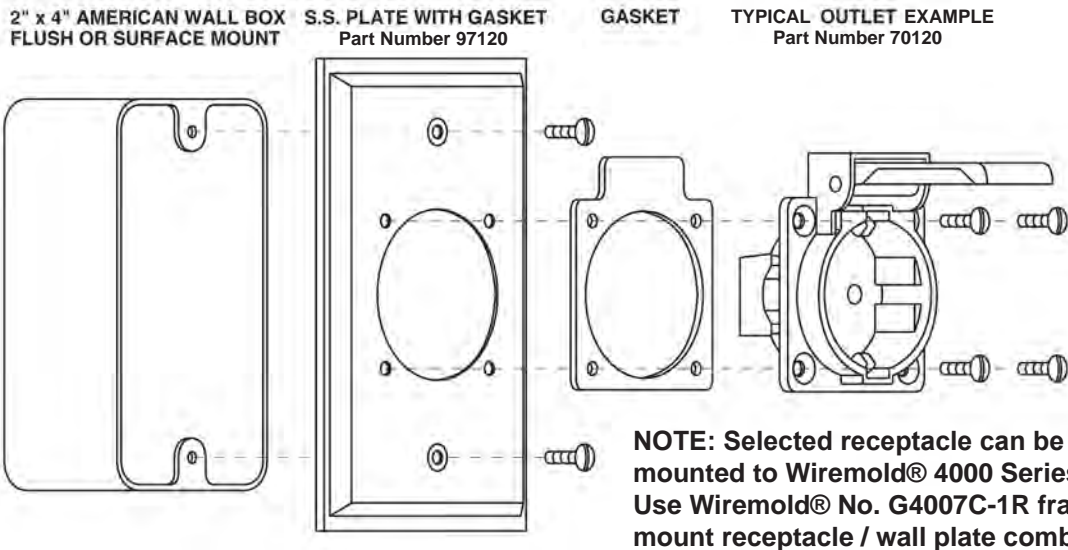




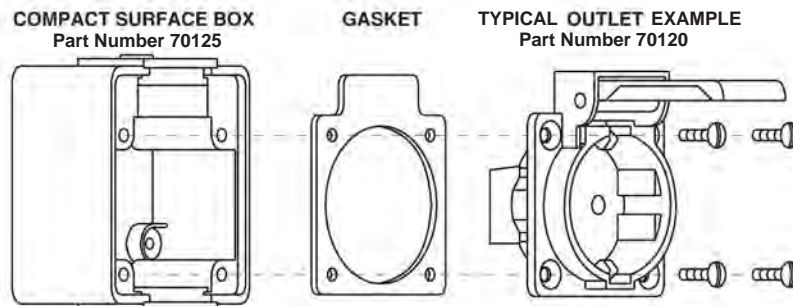
**PANEL MOUNTING**



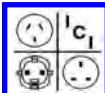
**FLUSH & SURFACE MOUNTING TO 2" x 4" WALL BOXES**



**SURFACE MOUNT TO COMPACT WALL BOX**



**See Modular Device Outlet Section Pages 93-100 for additional weatherproof products.**



## WATERTIGHT IP68 EUROPEAN SCHUKO DEVICES

### 2 Pole 3 Wire Grounding Power Outlets and Inlet

16 Ampere 250 Volt, CEE 7/4, DIN 49442 / 443, IP68 Rated

E-mail: [sales@internationalconfig.com](mailto:sales@internationalconfig.com)

Web site: [www.internationalconfig.com](http://www.internationalconfig.com)



70341



70361



70310



70300



70395



70325A

70341

European "SCHUKO" watertight plug with closure cover. Blue.

70361

European "SCHUKO" watertight connector with closure cover. Blue.

70310

European "SCHUKO" watertight single Receptacle. Blue. Screw mount large flange design with gasket.

70300

Same as receptacle No. 70310 except **small flange design with gasket.**

70395

European "SCHUKO" watertight inlet. Blue. Screw mount large flange design with gasket.

70325A

**Surface mount wall box** for receptacle No. 70310 or inlet No. 70395. Blue. Two cord inlet with strain relief.

70325

## WATERTIGHT IP68 FRANCE / BELGIUM DEVICES

### 2 Pole 3 Wire Grounding Power Outlets and Inlet

16 Ampere 250 Volt, CEE 7/5, IP68 Rated



70341-N



71175



71130



71125



70325



70325A

70341-N

France, Belgium, European "Schuko" watertight plug with closure cover. Blue.

71175

France, Belgium watertight connector with closure cover. Blue.

71130

France, Belgium watertight single receptacle. Blue. Screw mount large flange design with gasket.

71125

Same as receptacle No. 71130 except **small flange design with gasket.**

70325

**Surface mount wall box** for receptacle No. 71130. Blue. One cord inlet with strain relief.

70325A

**Surface mount wall box** for receptacle No. 71130. Blue. Two cord inlet with strain relief.

## SPLASHPROOF IP44, IP34 AUSTRALIAN / NEW ZEALAND DEVICES

### 2 Pole 3 Wire Grounding Australian Power Outlets and Inlet

10 Amp / 15 Amp / 20 Amp 250 Volt, AS / NZS 3112, IP44, IP34 Rated



74120

10 Amp Outlet  
IP44 Weatherproof



74520

15 Amp Outlet  
IP44 Weatherproof




79410

10A, 15A, 20A  
Weatherproof Cover



74580-WP

15 Amp Inlet  
IP34 Weatherproof



74580-WPMB

Extension Block  
For 74580-WP

See Modular Device Outlet Section Pages 93-100 for additional weatherproof products.

© 2014 International Configurations, Inc. Entire contents of this catalog copyrighted. [www.InternationalConfig.com](http://www.InternationalConfig.com)

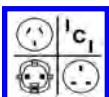


# INTERNATIONAL MODULAR WIRING DEVICES



International Configurations Inc's product range of "Country specific" modular wiring devices are designed for Worldwide construction projects, data centers, medical facilities, offshore platform environments, marine industry, mining sites, original equipment manufactured products and suitable for Industrial, Commercial and Residential applications. This modular device concept encompasses a multitude of international electrical components with snap in mount features and device interchangeability solutions.

Our modular group of devices includes international power outlets, switches, circuit breakers, GFCI modules, dimmers, pilot light indicators and Cat 6 products. Available mounting options include, panel mount frames, frames for mounting into 2X4 and 4X4 American wall boxes, surface or recessed European boxes, din rail and IP20, IP44, IP55, IP66 weatherproof enclosures.



**PRODUCT INSTALLATION GUIDE  
FOR PANEL MOUNTING**


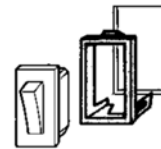
The receptacles, switches and pilot lights identified in this catalog as “**Modular**” are designed for snap-in mounting to panels on electrical / electronic equipment. This concept allows for fast, easy production change-over when exporting products to various countries as a **standard** panel cutout will accept the receptacles used in each country. In addition, any combination or multiples of receptacles and switches can be ganged together as indicated on the cut-out calculation chart.

**SNAP-IN FRAMES (BEZELS)**

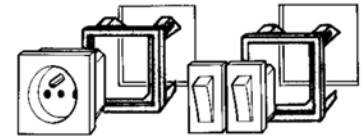
For mounting “**modular**” devices on panels from 1.0 to 3.0 mm thick  
See calculation chart at bottom of page for panel cutout details



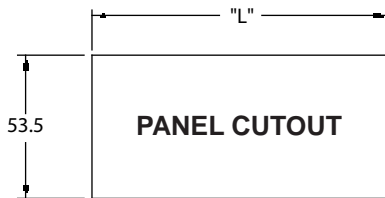
**79110x45** Accepts one (1) 22.5 x 45 mm device



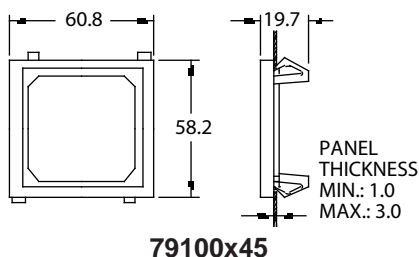
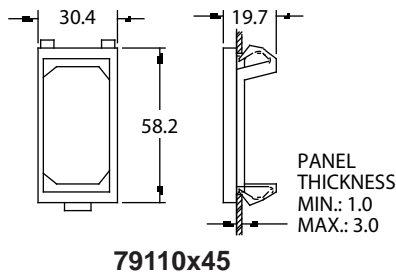
**79100x45** Accepts one (1) 45 x 45 mm device  
or  
two (2) 22.5 x 45 mm devices



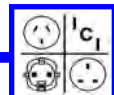
**PANEL CUTOUT CALCULATION CHART**



**Cutout Calculation:** Use the chart below to calculate the length (“L”) of the panel cutout required to install one or more “**modular**” devices.  
**All dimensions are in millimeters (1 mm = 0.039”)**



		Number of 79100x45's to be installed into cutout								
		0	1	2	3	4	5	6	7	8
Number of 79110x45's to be installed into cutout	0		58.6	119	180	240.5	301.5	362.5	423	484
	1	28	88.5	149.5	210.5	271	332	392.5	453.5	
	2	58.5	119	180	240.5	301.5	362.5	423	484	
	3	88.5	149.5	210.5	271	332	392.5	453.5		
	4	119	180	240.5	301.5	362.5	423	484		
	5	149.5	210.5	271	332	392.5	453.5			
	6	180	240.5	301.5	362.5	423	484			
	7	210.5	271	332	392.5	453.5				
	8	240.5	301.5	362.5	423	484				
	9	271	332	392.5	453.5					
	10	301.5	362.5	423	484					
	11	332	392.5	453.5						
	12	362.5	423	484						
	13	392.5	453.5							
	14	423	484							
	15	453.5								





# PRODUCT INSTALLATION GUIDE - INTERNATIONAL MODULAR DEVICES

## Wall Box Mounting Frames & Plates

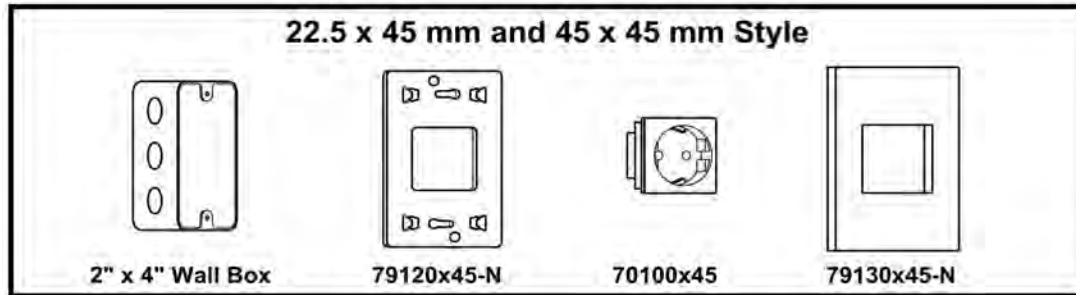
Frames & Plates Accept 22.5mm, 45mm & 67.5mm Devices

E-mail: [sales@internationalconfig.com](mailto:sales@internationalconfig.com)


















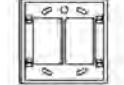


Web site: [www.internationalconfig.com](http://www.internationalconfig.com)

The receptacles, switches and pilot lights identified in this catalog as “Modular” are also designed to be mounted to standard American size wall boxes by using the support frames and wall plates indicated in the table below. This system for mounting “European” devices to American style boxes eliminates the need for special boxes and reduces cost and installation time.

### TYPICAL EXAMPLE



### Screw Mounting to American Size Boxes

Modular Device Size	American Size Boxes	Support Frames	Wall Plates White	Wall Plates Stainless Steel
(1) 22.5 x 45 mm	 2" x 4"	 79170x45-N	 79140x45-N	 79145x45-N
(2) 22.5 x 45 mm or (1) 45 x 45 mm	 2" x 4"	 79120x45-N	 79130x45-N	 79135x45-N
(3) 22.5 x 45 mm or (1) 22.5 x 45 mm and (1) 45 x 45 mm or (1) 67.5 x 45 mm	 2" x 4"	 79170x45-N	 79180x45-N	 79185x45-N
(4) 22.5 x 45 mm or (2) 22.5 x 45 mm and (1) 45 x 45 mm or (2) 45 x 45 mm	 4" x 4"	 79210x45-N	 79220x45-N	 79225x45-N
(6) 22.5 x 45 mm or (2) 22.5 x 45 mm and (2) 45 x 45 mm or (2) 67.5 x 45 mm	 4" x 4"	 79275x45-N	 79285x45-N	 79295x45-N

**NOTE: Outlets, frames and wall plates can be mounted on Wiremold® 3000 Series raceway using Wiremold® No. G3007C bracket.**



# INTERNATIONAL MODULAR COMPONENTS

## 2 Pole 3 Wire Grounding - 22.5mm, 45mm & 67.5mm

E-mail: [sales@internationalconfig.com](mailto:sales@internationalconfig.com)


Web site: [www.internationalconfig.com](http://www.internationalconfig.com)

### DEVICE OPTIONS

DEVICE SPECIFICATION DOCUMENTS AVAILABLE ON OUR WEBSITE




**70100X45**  
European CEE 7  
Schuko Outlet  
16 Amp 250V  
45x45mm



**70100X45-BLK**  
European CEE 7  
Schuko Outlet  
16 Amp 250V  
45x45mm



**70100X45-RED**  
European CEE 7  
Schuko Outlet  
16 Amp 250V  
45x45mm



**70100X45-GRN**  
European CEE 7  
Schuko Outlet  
16 Amp 250V  
45x45mm



**70100X45-IT**  
European CEE 7 & CEI  
23-16/VII Schuko/Italian  
Outlet 10/16 Amp 250V  
45x45mm



**72100X45**  
United Kingdom BS1363A  
Shuttered Outlet 13 Amp 250V  
Magnesium Color Option  
**72100X45-BLK** 45x45mm



**72105X45**  
United Kingdom BS1363A  
Switched & Shuttered Outlet  
13 Amp 250V  
67.5x45mm



**71100X45**  
France & Belgium  
CEE 7/5 Outlet  
16 Amp 250V  
45x45mm



**74105X45**  
Australia & New Zealand  
AS/NZS 3112 Outlet 10 Amp 250V  
Magnesium Color Option  
**74105X45-BLK** 45x45mm



**74505X45**  
Australia & New Zealand  
AS/NZS 3112 Outlet  
15 Amp 250V  
45x45mm



**74900X45-W**  
International Multi-Configuration  
Outlet 13A-250V & 15A-127V  
Magnesium Color Option  
**74900X45** 45x45mm



**74700X45**  
China  
GB1002/GB2099 Outlet  
10 Amp 250V  
45x45mm



**74600X45**  
China  
GB1002/GB2099 Outlet  
16 Amp 250V  
45x45mm



**74705X45**  
China & European  
GB1002/GB2099 Duplex Outlet  
10 Amp 250V  
67.5x45mm



**73105X45**  
S. Africa, India and UK BS546  
Multi-Configuration Outlet  
16A-250V & 5A-250V  
45x45mm



**73100X45**  
S. Africa, India and UK  
BS 546, SABS 164-1 & IA 16A3  
Switched Outlet 16 Amp 250V  
67.5x45mm



**73310X45**  
S. Africa, India and UK  
BS546 Outlet  
5 Amp 250V  
45x45mm



**685041X45**  
Brazil  
NBR 14136-2002 Outlet  
10 Amp 250V  
22.5x45mm



**685042X45**  
Brazil  
NBR 14136-2002 Outlet  
20 Amp 250V  
22.5x45mm



**85100X45**  
Brazil NEMA 5-15R & CEE  
7-16 Outlet  
16A-250V & 15A-127V  
45x45mm



**85100X45D**  
Brazil NEMA 5-15R &  
CEE 7-16 Duplex Outlet  
16A-250V & 15A-127V  
67.5x45mm



**75100X45**  
Italy & Chile  
CEI 16/VII Outlet  
10 Amp 250V  
22.5x45mm



**75500X45**  
Italy & Chile CEI 16/VII  
Multi-Configuration Outlet  
10A-250V & 16A-250V  
22.5x45mm



**77100X45**  
Israel SI 32  
Shuttered Outlet  
16 Amp 250V  
45x45mm



**76100X45**  
Switzerland SEV 1011  
Type 13 Outlet  
10 Amp 250V  
22.5x45mm



# INTERNATIONAL MODULAR COMPONENTS

## 2 Pole 3 Wire Grounding - 22.5mm, 45mm & 67.5mm

E-mail: [sales@internationalconfig.com](mailto:sales@internationalconfig.com)

Web site: [www.internationalconfig.com](http://www.internationalconfig.com)

### DEVICE OPTIONS

DEVICE SPECIFICATION DOCUMENTS AVAILABLE ON OUR WEBSITE



**76101X45**  
Switzerland SEV 1011 Type 13  
Damp Locations Outlet  
10 Amp 250V  
45x45mm



**76105X45**  
Switzerland SEV 1011  
Type 23 Outlet  
16 Amp 250V  
45x45mm



**77508X45**  
Denmark AFSNIT  
107-2-D Outlet  
13 Amp 250V  
45x45mm



**77509X45**  
Denmark AFSNIT  
107-2-D EDP Outlet  
13 Amp 250V  
45x45mm




**84100X45**  
Argentina  
IRAM 1073 Outlet  
10 Amp 250V  
45x45mm



**76143X45**  
North America & Japan NEMA 5-15  
Outlet 15 Amp 125V 45x45mm.  
Duplex Version **76143X45D**  
45x67.5mm.




**79510X45**  
Single Pole Switch  
20 Amp 250V  
22.5x45mm



**79511X45**  
Single Pole Switch  
20 Amp 250V  
45x45mm



**79520X45**  
3-Way Switch  
20A 250V  
22.5x45mm




**79516X45**  
3-Way Switch  
20 Amp 250V  
45x45mm



**79512X45**  
Double Pole Switch  
20 Amp 250V  
22.5x45mm



**79514X45**  
Double Pole Switch  
20 Amp 250V  
45x45mm



**79515X45**  
Double Pole 3-Way  
Switch 20 Amp 250V  
45x45mm



**79513X45**  
Double Pole Switch 10  
Amp 250V  
45x45mm




**79530X45**  
Indicator / Pilot Light  
1 Watt 250 Volt  
5 Color Options  
22.5x45mm




**79550X45**  
Dimmer Switch 40-400 Watt  
100-240V 50/60Hz  
For Incandescent & Halogen  
45x45mm



**74280X45**  
RJ45 & CAT6 Jack 22.5x45mm.  
Available in 45x45mm  
P/N **74344X45**.



**79590X45**  
Blanking Plate. White.  
Filler Size 22.5x45mm.



**79591X45**  
Blanking Plate. White.  
Filler Size 45x45mm.



**74458X45**  
GFCI / MCB Combo 16A-230V  
RCBO Circuit Breaker  
10Ma Trip Level  
45x45mm



**74459X45**  
GFCI / MCB Combo 16A-230V  
RCBO Circuit Breaker  
30Ma Trip Level  
45x45mm



**74456X45**  
GFCI / MCB Combo 10A-230V  
RCBO Circuit Breaker  
10Ma Trip Level  
45x45mm



**74457X45**  
GFCI / MCB Combo 10A-230V  
RCBO Circuit Breaker  
30Ma Trip Level  
45x45mm



**74452X45**  
MCB 10A-230V 50/60Hz  
1 Pole Plus Neutral  
Circuit Breaker  
22.5x45mm



**74453X45**  
MCB 16A-230V 50/60Hz  
1 Pole Plus Neutral  
Circuit Breaker  
45x45mm





**MOUNTING OPTIONS**

DEVICE SPECIFICATION DOCUMENTS AVAILABLE ON OUR WEBSITE




**79120X45-N**  
 Mounting Frame.  
 Fits on USA 2x4 Boxes.  
 Accepts 22.5x45mm &  
 45x45mm Devices.




**79130X45-N**  
 Finish Plate. White.  
 Fits 79120X45-N Mounting Frame.  
 Opening Size 45x45mm.



**79135X45-N**  
 Finish Plate. Brushed Stainless Steel.  
 Fits 79120X45-N Mounting Frame.  
 Opening Size 45x45mm.



**79170X45-N**  
 Mounting Frame.  
 Fits on USA 2x4 Boxes.  
 Accepts 22.5mm, 45mm &  
 67.5mmx45mm Devices.



**79180X45-N**  
 Finish Plate. White.  
 Fits 79170X45-N Mounting Frame.  
 Opening Size 67.5x45mm.




**79185X45-N**  
 Finish Plate. Brushed Stainless Steel.  
 Fits 79170X45-N Mounting Frame.  
 Opening Size 67.5x45mm.




**79140X45-N**  
 Finish Plate. White.  
 Fits 79170X45-N Mounting Frame.  
 Opening Size 22.5x45mm.



**79145X45-N**  
 Finish Plate. Brushed Stainless Steel.  
 Fits 79170X45-N Mounting Frame.  
 Opening Size 22.5x45mm.



**79210X45-N**  
 Mounting Frame.  
 Fits on USA 4x4 Boxes.  
 Accepts 22.5mm, 45mm &  
 67.5mmx45mm Devices.



**79220X45-N**  
 Finish Plate. White.  
 Fits 79210X45-N Mounting Frame.  
 Opening Size 90x45mm.



**79225X45-N**  
 Finish Plate. Brushed Stainless Steel.  
 Fits 79210X45-N Mounting Frame.  
 Opening Size 90x45mm.



**79275X45-N**  
 Mounting Frame.  
 Fits on USA 4x4 Boxes.  
 Accepts 22.5mm, 45mm &  
 67.5mmx45mm Devices.



**79285X45-N**  
 Finish Plate. White.  
 Fits 79275X45-N Mounting Frame.  
 Opening Sizes Two 67.5x45mm.



**2X4**  
 Recessed Standard American  
 2x4 Wall Box Examples.  
 Use with 2x4 Mounting Frames  
 and Wall Plates.



**4X4**  
 Recessed Standard American  
 4x4 Wall Box Examples.  
 Use with 4x4 Mounting Frames  
 and Wall Plates.



**79420**  
 Surface Mount Standard American  
 2x4 Wall Box. Cast Aluminum.  
 1/2 inch NPT Entries. Use with 2x4  
 Mounting Frames and Wall Plates.



**79430**  
 Surface Mount Standard American  
 4x4 Wall Box. Cast Aluminum.  
 1/2 inch NPT Entries. Use with 4x4  
 Mounting Frames and Wall Plates.



**79240X45**  
 Surface Mount Metal Box.  
 Gray. Accepts  
 22.5x45mm Devices.



**79235X45**  
 Surface Mount Metal Box.  
 Gray. Accepts 22.5mm &  
 45x45mm Devices.




**79230X45**  
 Surface Mount Metal Box.  
 Gray. Accepts 22.5mm &  
 45x45mm Devices.  
 Two Openings.




**79280X45**  
 Surface Mount Metal Box.  
 Gray. Accepts  
 22.5mm, 45mm &  
 67.5mmx45mm Devices.




**79260X45-N**  
**79250X45-N**  
**79266X45-N**  
 Surface Mount Plastic Box, Frame  
 & Plate. 22.5x45mm Opening.



**72350**  
**79250X45-N**  
**79266X45-N**  
 Flush Mount Metal Box, Frame  
 & Plate. 22.5x45mm Opening.



**72350-F**  
**79250X45-N**  
**79266X45-N**  
 Flush Mount Plastic Box, Frame  
 & Plate. 22.5x45mm Opening.



**79260X45-N**  
**79250X45-N**  
**79265X45-N**  
 Surface Mount Plastic Box, Frame  
 & Plate. 45x45mm Opening.





# INTERNATIONAL MODULAR COMPONENTS


## Flush Mount, Surface Mount & Weatherproof

E-mail: [sales@internationalconfig.com](mailto:sales@internationalconfig.com)

Web site: [www.internationalconfig.com](http://www.internationalconfig.com)


### MOUNTING OPTIONS

DEVICE SPECIFICATION DOCUMENTS AVAILABLE ON OUR WEBSITE




**72350**  
**79250X45-N**  
**79265X45-N**

Flush Mount Metal Box, Frame & Plate. 45x45mm Opening.




**72350-F**  
**79250X45-N**  
**79265X45-N**

Flush Mount Plastic Box, Frame & Plate. 45x45mm Opening.



**79245X45-N**  
**79270X45-N**  
**79255X45-N**

Surface Mount Plastic Box, Frame & Plate. Two 45x45mm Openings.




**72355**  
**79270X45-N**  
**79255X45-N**

Flush Mount Metal Box, Frame & Plate. Two 45x45mm Openings.




**72355-F**  
**79270X45-N**  
**79255X45-N**


Flush Mount Plastic Box, Frame & Plate. Two 45x45mm Openings.



**79110X45**  
Snap-In Panel Mount Frame. White. Accepts 22.5x45mm Devices.



**79100X45**  
Snap-In Panel Mount Frame. White. Accepts 22.5x45mm & 45x45mm Devices.



**79595X45**  
Din Rail Mount Bracket. White. Accepts One 45x45mm Device.



**79570X45**  
Weatherproof Cover. White. IP44. Wall Box or Panel Mount. Accepts 22.5x45mm & 45x45mm Devices.




**680611X45CV**  
Weatherproof Cover. Gray. IP55. Panel Mount. Accepts 22.5x45mm Devices.



**680612X45CV**  
Weatherproof Cover. Gray. IP55. Panel Mount. Accepts 22.5x45mm & 45x45mm Devices.



**680611X45**  
Weatherproof Cover. Gray. IP55. Surface Mount with Box. Accepts 22.5x45mm Devices.



**680612X45**  
Weatherproof Cover. Gray. IP55. Surface Mount with Box. Accepts 22.5x45mm & 45x45mm Devices.



**68063X45**  
Weatherproof Cover. Gray. IP55. Panel Mount. Accepts 22.5mm, 45mm & 67.5mmx45mm Devices.



**680635X45**  
Weatherproof Cover. Gray. IP55. Panel Mount. Accepts 22.5mm, 45mm & 67.5mmx45mm Devices. 90mmx45mm Opening.



**680613X45**  
Weatherproof Cover & Box. Gray. IP55. Surface Mount. Accepts 22.5mm, 45mm & 67.5mmx45mm Devices.



**680614X45**  
Weatherproof Cover & Box. Gray. IP55. Surface Mount. Accepts 22.5mm, 45mm & 67.5mmx45mm Devices. 90mmx45mm Opening.



**684585X45**  
Weatherproof Cover. Gray. IP66. Panel Mount. Accepts 22.5mmx45mm & 45x45mm Devices.




**684636X45**  
Weatherproof Cover & Box. Gray. IP66. Surface Mount. Accepts 22.5mmx45mm & 45x45mm Devices.



**684638X45**  
Weatherproof Cover & Box. Gray. IP66. Surface Mount. Accepts 22.5mm, 45mm & 67.5mmx45mm Devices.



**684628X45**  
Weatherproof Cover & Box. Gray. IP66. Surface Mount. Accepts 22.5mmx45mm & 45x45mm Devices. Two 45x45mm Openings.



**79575X45**  
Weatherproof Cover. Flush or Panel Mount on 2-Gang American Wall Boxes. Accepts 22.5x45mm & 45x45mm Devices.



**572071X45**  
USB Power Supply Charger, Single USB Socket, 5V-750mA. For recharging portable devices such as phones, smartphones, MP3 or MP4 players. 22.5x45mm.



**572078X45**  
USB Power Supply Charger, Double USB Sockets, 5V-1500mA. For recharging portable devices such as phones, smartphones, tablets, PC, MP3 or MP4 players. 45x45mm.



# INTERNATIONAL MODULAR MOUNTING

## 2 Pole 3 Wire Grounding - 22.5mm, 45mm & 67.5mm

E-mail: [sales@internationalconfig.com](mailto:sales@internationalconfig.com)

Web site: [www.internationalconfig.com](http://www.internationalconfig.com)

### MOUNTING OPTIONS

DEVICE SPECIFICATION DOCUMENTS AVAILABLE ON OUR WEBSITE



**69580X45**  
Modular Support Frame. Weatherproof Flip Lid. IP55. Accepts 22.5x45mm & 45x45mm Modular Devices.



**69582X45**  
Modular Support Frame. IP20. Accepts 22.5x45mm & 45x45mm Modular Devices.



**69651X45**  
Single Gang Surface Mount Box. IP55. Entry Glands. Accepts Frames 69580X45 and 69582X45.



**69656X45**  
Single Gang Surface Mount Box. IP55. M20 Hub Entry. Accepts Frames 69580X45 and 69582X45.



**69672X45**  
Two Gang Surface Mount Box. IP55. M20 Hub Entry. Accepts Frames 69580X45 and 69582X45.



**69678X45**  
Two Gang Surface Mount Box. IP55. M20 Hub Entries. Accepts Frames 69580X45 and 69582X45.




**69661X45**  
Two Gang Vertical Surface Mount Box. IP55. Entry Glands. Accepts Frames 69580X45 and 69582X45.




**69668X45**  
Two Gang Vertical Surface Mount Box. IP55. M20 Hub Entries. Accepts Frames 69580X45 and 69582X45.



**69680X45**  
Triple Gang Surface Mount Box. IP55. Entry Glands. Accepts Frames 69580X45 and 69582X45.




**69681X45**  
Single Gang Panel Mount Frame. IP55. Accepts Frames 69580X45 & 69582X45.



**69683X45**  
Two Gang Horizontal Panel Mount Frame. IP55. Accepts Frames 69580X45 & 69582X45.



**69685X45**  
Two Gang Vertical Panel Mount Frame. IP55. Accepts Frames 69580X45 & 69582X45.



**69687X45**  
Triple Gang Horizontal Panel Mount Frame. IP55. Accepts Frames 69580X45 & 69582X45.



**01614**  
M20 Threaded Adapter with O-Ring Gasket. Converts M20 Thread to 1/2 Inch National Pipe Thread.



**01620**  
M20 Threaded Entry Hole Closure Plug with O-Ring Gasket.

### MULTI-CONFIGURATIONS DEVICES

PRODUCT PRINTS AVAILABLE ON OUR WEBSITE



**74900**  
International Multi-Configuration Outlet. 20 Amp-250 Volt Rated.



**74910**  
Single Outlet Mounting Frame & Finish Plate for 2X4 American Boxes. Accepts "Only" 74900 & 74900-BLK.



**74920**  
Dual Outlet Mounting Frame & Finish Plate for 2X4 American Boxes. Accepts "Only" 74900 & 74900-BLK.



**74930**  
Single Outlet Panel Mount Frame. Accepts "Only" 74900 & 74900-BLK.



**74940**  
Dual Outlet Panel Mount Frame. Accepts "Only" 74900 & 74900-BLK.



**74950**  
Single Outlet Surface Mount Frame. Accepts "Only" 74900 & 74900-BLK.




**58206 / 58206-C14**  
Six Outlet Multi-Configuration Power Strips. View Prints on our Website and Select the Appropriate Detachable Power Supply Cord. Item 58206-C14 Produced with C-14 Inlet.



**58205 / 58205-C14**  
Five Outlet Multi-Configuration Power Strips. View Prints on our Website and Select the Appropriate Detachable Power Supply Cord. Item 58205-C14 Produced with C-14 Inlet.



# INTERNATIONAL



## ***MULTIPLE OUTLET STRIPS***



© 2004 International Configurations, Inc. Entire contents of this catalog copyrighted. [www.InternationalConfig.com](http://www.InternationalConfig.com)

International Configurations, Inc. • P.O. Box 3374 • Enfield, Connecticut 06083 • TEL (860) 749-6380 • FAX (860) 749-2985 101

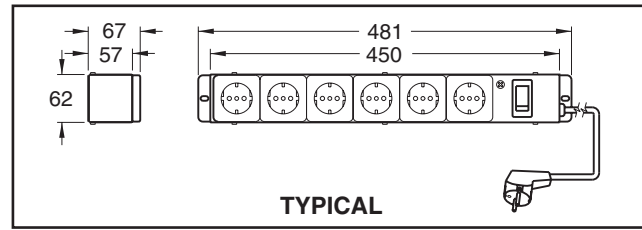



# VERTICAL RACK MOUNT OR SURFACE MOUNT

(HEAVY DUTY)

## Multiple Outlet Power Strips

2 Pole 3 Wire Grounding, "CE" MARK



### General Specification Data

Heavy duty steel enclosure, painted gray.  
Two meter long 1.5 mm<sup>2</sup> cord with matching plug.  
Double pole illuminated circuit breakers.

### Technical Data

Receptacles meet applicable VDE, BS 1363, UTE, SEV, Dept. of Fair Trading, CEI, IMQ, UL or CSA standards.  
Test standard: BS 3456, manufactured to BS 5733  
"CE" mark

Receptacle / Plug Configuration		Catalog Number	Description
Receptacle	Plug		
EU1-16R	EU1-16P	60100	<b>6 European CEE 7, DIN 49440 "SCHUKO" 16 ampere 250 volt receptacles.</b> 2 meter long cord with non-polarized "SCHUKO" plug. Illuminated double pole circuit breaker, 15 ampere.
UK1-13R	UK1-13P	60150	<b>6 United Kingdom (BS 1363) 13 ampere 250 volt receptacles.</b> 2 meter long cord with fused 13 ampere U.K. plug. Illuminated double pole circuit breaker, 12 ampere.
FR1-16R	EU1-16P	60200	<b>6 French 16 ampere 250 volt receptacles.</b> 2 meter long cord with non-polarized "SCHUKO" plug. Illuminated double pole circuit breaker, 15 ampere.
SW1-10R	SW1-10P	60250	<b>6 Swiss 10 ampere 250 volt receptacles.</b> 2 meter long cord with Swiss plug. Illuminated double pole circuit breaker, 10 ampere.
IT1-10R / IT2-16R	IT1-10P	60300	<b>6 Italian 10 ampere 250 volt receptacles.</b> 2 meter long cord with non-polarized 10 ampere 250 volt Italian plug. Illuminated double pole circuit breaker, 10 ampere.
AU1-10R	AU1-10P	60500	<b>6 Australian 10 ampere 250 volt receptacles.</b> 2 meter long cord with Australian plug. Illuminated double pole circuit breaker, 10 ampere.
NEMA 5-15R	NEMA 5-15P	60350	<b>6 NEMA 5-15R 15 ampere 125 volt receptacles.</b> 2 meter long cord with NEMA 5-15P plug. Illuminated double pole circuit breaker, 15 ampere.
NEMA 6-15R	NEMA 6-15P	60400	<b>6 NEMA 6-15R 15 ampere 250 volt receptacles.</b> 2 meter long cord with NEMA 6-15P plug. Illuminated double pole circuit breaker, 15 ampere.
IEC 60320 C-13	IEC 60320 C-14	60450	<b>8 IEC 60320 C-13 10 ampere 250 volt receptacles.</b> 2 meter long cord with IEC 60320 C-14 plug. Illuminated double pole circuit breaker, 10 ampere.
IEC 60320 C-19	IEC 60320 C-20	60550	<b>8 IEC 60320 C-19 16 ampere 250 volt receptacles.</b> 2 meter long cord with IEC 60320 C-20 plug. Illuminated double pole circuit breaker, 15 ampere.

**NOTE: Variations are available including units with surge protection, RFI filters, GFCI (RCD) and special order combinations. Minimum lot quantity may apply to special variations.**



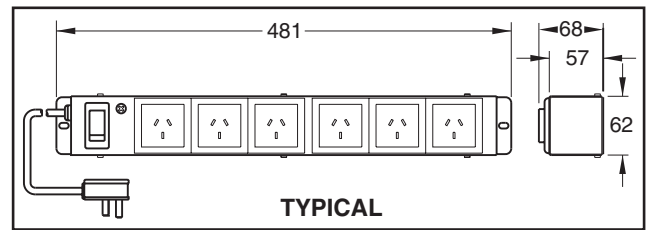


# VERTICAL RACK MOUNT OR SURFACE MOUNT

(HEAVY DUTY)

## Multiple Outlet Power Strips

2 Pole 3 Wire Grounding, "CE" MARK













### General Specification Data

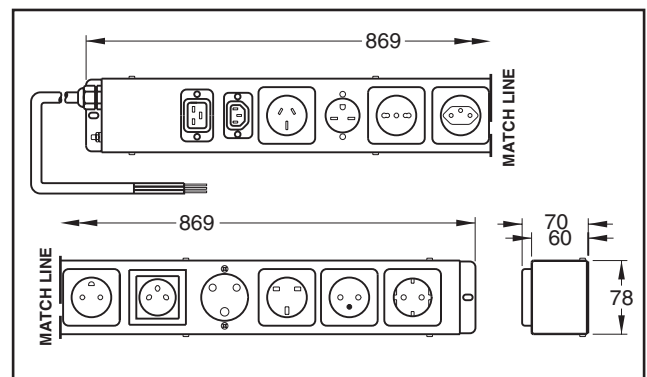
Heavy duty steel enclosure, painted gray.  
Two meter long 1.5 mm<sup>2</sup> cord with matching plug.  
Double pole illuminated circuit breakers.

### Technical Data

Receptacles meet applicable CCC, SII, BS 546A or AFSNIT standards.  
Test standard: BS 3456, manufactured to BS 5733  
"CE" mark

Receptacle / Plug Configuration		Catalog Number	Description
Receptacle	Plug		
 CH1-10R	 CH1-10P	60800	<b>6 Chinese 10 ampere 250 volt receptacles.</b> 2 meter long cord with 10 ampere 250 volt Chinese plug. Illuminated double pole circuit breaker, 10 ampere.
 CH2-16R	 CH2-16P	60900	<b>6 Chinese 16 ampere 250 volt receptacles.</b> 2 meter long cord with 16 ampere 250 volt Chinese plug. Illuminated double pole circuit breaker, 15 ampere.
 DE1-13R	 DE1-13P	60600	<b>6 Danish 13 ampere 250 volt receptacles.</b> 2 meter long cord with Danish plug. Illuminated double pole circuit breaker, 12 ampere.
 UK2-15R	 UK2-15P	60650	<b>6 United Kingdom (BS 546A) 15/16 ampere 250 volt receptacles.</b> 2 meter long cord with BS 546A plug. Illuminated double pole circuit breaker, 15 ampere.
 IS1-16R	 IS1-16P	60700	<b>6 Israeli 16 ampere 250 volt receptacles.</b> 2 meter long cord with Israeli plug. Illuminated double pole circuit breaker, 16 ampere.

## 12 outlet multi configuration power strip, brackets reversible for surface or rack mounting, 12 foot cord, 2.5 mm<sup>2</sup>, exits end cap of enclosure



Receptacles - EU1-16R, FR1-16R, AU1-10R, AU2-15R, CH1-10R, UK1-13R, UK2-15R, IS1-16R, DE1-13R, SW1-10R, IT1-10R, IT2-16R, AR1-10R, NEMA 6-15R, IEC 60320 C-13, IEC 60320 C-19.

**NOTE: Variations are available including units with surge protection, RFI filters, GFCI (RCD) and special order combinations. Minimum lot quantity may apply to special variations.**

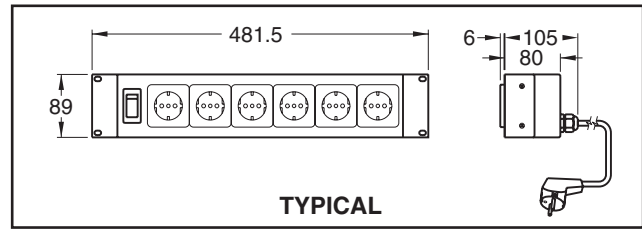


# 19" HORIZONTAL RACK MOUNT

(HEAVY DUTY)

## Multiple Outlet Power Strips

2 Pole 3 Wire Grounding, "CE" MARK



### General Specification Data

Heavy duty steel enclosure, painted gray.  
Two meter long 1.5 mm<sup>2</sup> cord with matching plug.  
Double pole illuminated circuit breakers.

### Technical Data

Receptacles meet applicable VDE, BS 1363, UTE, SEV, Dept. of Fair Trading, CEI, IMQ, UL or CSA standards.  
Test standard: BS 3456, manufactured to BS 5733  
"CE" mark

Receptacle / Plug Configuration		Catalog Number	Description
Receptacle	Plug		
EU1-16R	EU1-16P	61100	<b>6 European CEE 7, DIN 49440 "SCHUKO" 16 ampere 250 volt receptacles.</b> 2 meter long cord with non-polarized "SCHUKO" plug. Illuminated double pole circuit breaker, 15 ampere.
UK1-13R	UK1-13P	61150	<b>6 United Kingdom (BS 1363) 13 ampere 250 volt receptacles.</b> 2 meter long cord with United Kingdom plug. Illuminated double pole circuit breaker, 12 ampere.
FR1-16R	EU1-16P	61200	<b>6 French 16 ampere 250 volt receptacles.</b> 2 meter long cord with non-polarized "SCHUKO" plug. Illuminated double pole circuit breaker, 15 ampere.
SW1-10R	SW1-10P	61250	<b>6 Swiss 10 ampere 250 volt receptacles.</b> 2 meter long cord with Swiss plug. Illuminated double pole circuit breaker, 10 ampere.
IT1-10R / IT2-16R	IT1-10P	61300	<b>6 Italian 10 ampere 250 volt receptacles.</b> 2 meter long cord with non-polarized 10 ampere 250 volt Italian plug. Illuminated double pole circuit breaker, 10 ampere.
AU1-10R	AU1-10P	61500	<b>6 Australian 10 ampere 250 volt receptacles.</b> 2 meter long cord with Australian plug. Illuminated double pole circuit breaker, 10 ampere.
NEMA 5-15R	NEMA 5-15P	61350	<b>6 NEMA 5-15R 15 ampere 125 volt receptacles.</b> 2 meter long cord with NEMA 5-15P plug. Illuminated double pole circuit breaker, 15 ampere.
NEMA 6-15R	NEMA 6-15P	61400	<b>6 NEMA 6-15R 15 ampere 250 volt receptacles.</b> 2 meter long cord with NEMA 6-15P plug. Illuminated double pole circuit breaker, 15 ampere.
IEC 60320 C-13	IEC 60320 C-14	61450	<b>8 IEC 60320 C-13 10 ampere 250 volt receptacles.</b> 2 meter long cord with IEC 60320 C-14 plug. Illuminated double pole circuit breaker, 10 ampere.
IEC 60320 C-19	IEC 60320 C-20	61550	<b>8 IEC 60320 C-19 16 ampere 250 volt receptacles.</b> 2 meter long cord with IEC 60320 C-20 plug. Illuminated double pole circuit breaker, 15 ampere.

**NOTE: Variations are available including units with surge protection, RFI filters, GFCI (RCD) and special order combinations. Minimum lot quantity may apply to special variations.**

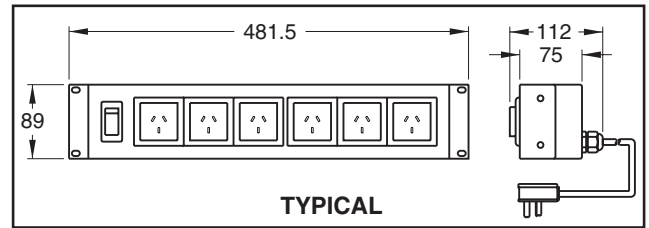


# 19" HORIZONTAL RACK MOUNT

(HEAVY DUTY)

## Multiple Outlet Power Strips

2 Pole 3 Wire Grounding, "CE" MARK



### General Specification Data

Heavy duty steel enclosure, painted gray.  
Two meter long 1.5 mm<sup>2</sup> cord with matching plug.  
Double pole illuminated circuit breakers.

### Technical Data

Receptacles meet applicable CCC, SII, BS 546A or AFSNIT standards.  
Test standard: BS 3456, manufactured to BS 5733  
"CE" mark

### Receptacle / Plug Configuration

Receptacle Plug



CH1-10R



CH1-10P



CH2-16R



CH2-16P



DE1-13R



DE1-13P



UK2-15R



UK2-15P



IS1-16R



IS1-16P

### Catalog Number

61800

61900

61600

61650

61700

### Description

**6 Chinese 10 ampere 250 volt receptacles.** 2 meter long cord with 10 ampere 250 volt Chinese plug.  
Illuminated double pole circuit breaker, 10 ampere.

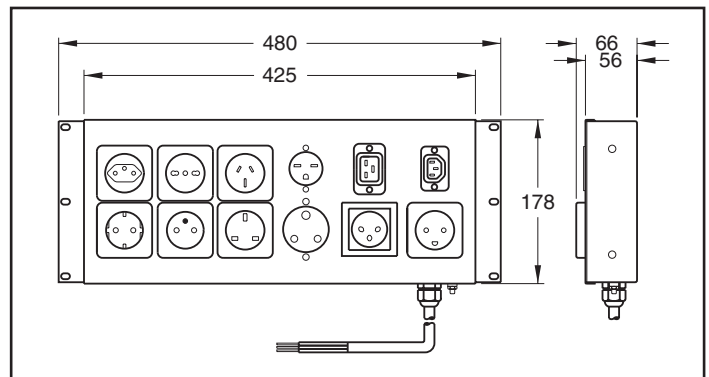
**6 Chinese 16 ampere 250 volt receptacles.** 2 meter long cord with 16 ampere 250 volt Chinese plug.  
Illuminated double pole circuit breaker, 15 ampere.

**6 Danish 13 ampere 250 volt receptacles.** 2 meter long cord with Danish plug.  
Illuminated double pole circuit breaker, 12 ampere.

**6 United Kingdom (BS 546A) 15/16 ampere 250 volt receptacles.** 2 meter long cord with BS 546A plug.  
Illuminated double pole circuit breaker, 15 ampere.

**6 Israeli 16 ampere 250 volt receptacles.** 2 meter long cord with Israeli plug.  
Illuminated double pole circuit breaker, 16 ampere.

## 12 outlet multi configuration power strip, 4U high, brackets reversible for surface or 19" rack mounting, 12 foot cord, 2.5 mm<sup>2</sup>, exits bottom of enclosure



Receptacles - EU1-16R, FR1-16R, AU1-10R, AU2-15R, CH1-10R, UK1-13R, UK2-15R, IS1-16R, DE1-13R, SW1-10R, IT1-10R, IT2-16R, AR1-10R, NEMA 6-15R, IEC 60320 C-13, IEC 60320 C-19.

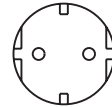
**NOTE: Variations are available including units with surge protection, RFI filters, GFCI (RCD) and special order combinations. Minimum lot quantity may apply to special variations.**



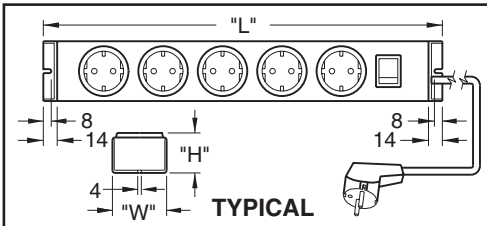

# EUROPEAN "SCHUKO" POWER STRIPS

## 2 Pole 3 Wire Grounding

16 Ampere 250 Volt (CEE-7, DIN 49440), "CE" MARK



EU1-16R



Description	"L"	"W"	"H"	Cat. No.
4 Outlet, without switch	315	60	44	<b>52904</b>
6 Outlet, without switch	433	60	44	<b>52906</b>
8 Outlet, without switch	553	60	44	<b>52908</b>
10 Outlet, without switch	673	60	44	<b>52910</b>
12 Outlet, without switch	793	60	44	<b>52912</b>
5 Outlet, with switch	403	60	44	<b>52925</b>
7 Outlet, with switch	523	60	44	<b>52927</b>
9 Outlet, with switch	643	60	44	<b>52929</b>
11 Outlet, with switch	763	60	44	<b>52931</b>
5 Outlet, with double pole	528	60	44	<b>52720*</b>
16 Ampere circuit breaker				

Approvals - VDE, OVE, KEMA, SEMKO, NEMKO, SETI  
Catalog No. 52720 - VDE, OVE.

### "CE" mark.

All units are supplied with 3 meters of 1.5 mm<sup>2</sup> cordage with non-polarized plug.

Units with switch have illuminated on / off rocker.

Color: Black base, silver cover. Cat. No. 52720 has orange cover.

All units accept "SCHUKO" CEE 7 and CEE 7-7 plugs.

All dimensions are in millimeters (1 mm = 0.039").

\* Available with 7 outlets (No. 52721) and 9 outlets (No. 52722).

**NOTE: Mating plugs are shown on page 60.**

## Surge Suppression / Filtered Strip

**Cat. No.** **Description**  
**52855** 5 Outlet with filter and surge protection, 6 ampere 230 volt, fused, on / off switch, 1.5 meters of 1.5 mm<sup>2</sup> cordage with non-polarized plug, black / silver color. VDE, OVE and GS approved.

"CE" mark.

**52855-A** Same as 52855 except rated 16 ampere 230 volt. Less fuse. 2 meter cord.

"CE" mark.

See page 225 for dimensional data.

## GFCI Outlet Strips

**Cat. No.** **Description**  
**52765-30** 5 Outlet with double pole GFCI circuit breaker, 30 mA trip level, 1.5 meters of 1.5 mm<sup>2</sup> cordage with non-polarized plug, black / orange color. VDE and OVE approved. "CE" mark.

**52765-10** Same as No. 52765-30 except with 10 mA trip level.

See page 224 for dimensional data.

## 19" Rack Mount Blank Plate

**Cat. No.** **Description**  
**52019** Blank plate. Gray. Designed for mounting short length power strips to 19" center to center racks.

See page 223 for dimensional data.

**NOTE: See pages 102-104 for rack mount series.**





# UNITED KINGDOM POWER STRIPS

## 2 Pole 3 Wire Grounding

13 Ampere 250 Volt (British Standard BS 1363A)



UK1-13R

Description	"L"	"W"	"H"	Cat. No.
5 Outlet, with switch	403	71.5	43.5	<b>52125</b>
6 Outlet, without switch	429	71.5	43.5	<b>52106</b>
6 Outlet, with switch	463	71.5	43.5	<b>52126</b>

All units are supplied with 1.5 meters of cord with fused 13 ampere BS 1363A plug.

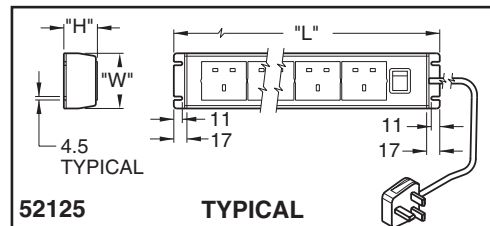

Units with switch have illuminated on / off rocker.

Color: Black base, silver cover.

### "CE" mark.

All dimensions are in millimeters (1 mm = 0.039").

**NOTE: Mating plugs are shown on page 65.**

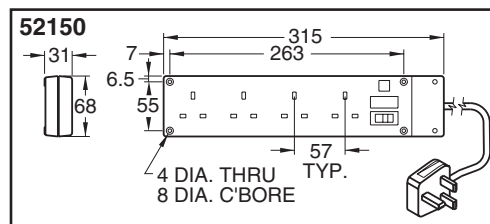



## Surge Suppression / Filtered Strip

**Cat. No.**      **Description**  
**52150**      4 Outlet with filter and surge protection, 13 ampere 250 volt, fused, with neon indicator light. 2.5 meters of cord with fused BS 1363A plug. White.  
**"CE" mark**  
 All dimensions are in millimeters (1 mm = 0.039").

**52160**      6 Outlet with filter and surge protection, 13 ampere 250 volt, fused, with neon indicator light. 2.5 meters of cord with fused BS 1363A plug. White.  
**"CE" mark**

See page 223 for dimensional data.



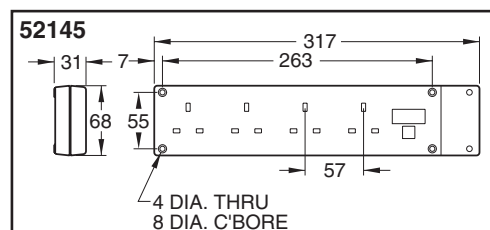
## Fused With Pilot Light

**Cat. No.**      **Description**  
**52145**      4 Outlet, white. **Supplied without cord or plug.** Equipped with 13 ampere fuse and neon indicator.  
 All dimensions are in millimeters (1 mm = 0.039").


**52170**      4 Outlet, white. **Supplied with 2 meter cord and plug.** Equipped with 13 ampere fuse and neon indicator.

See page 223 for dimensional data.

**NOTE: See pages 102-104 for rack mount series.**



**FRENCH POWER STRIPS**  
**2 Pole 3 Wire Grounding**  
 16 Ampere 250 Volt, "CE" MARK



Description	"L"	"W"	"H"	Cat. No.
6 Outlet, without switch	433	60	44	52946
8 Outlet, without switch	553	60	44	52948
5 Outlet, with switch	403	60	44	52965*

Approval - UTE

"CE" mark.

All units are supplied with 3 meters of 1.5 mm<sup>2</sup> cordage with non-polarized plug.

Units with switch have illuminated on / off rocker.

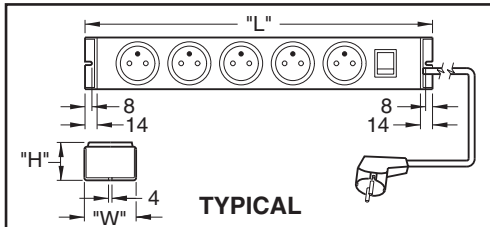
Color: Black base, silver cover.

All units accept "SCHUKO" CEE 7-7 plugs.

All dimensions are in millimeters (1 mm = 0.039").


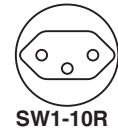
\* Available with filter and surge protection No. 52985

**NOTE: Mating plugs are shown on page 63.**



**NOTE: See pages 102-104 for rack mount series.**

**SWISS POWER STRIPS**  
**2 Pole 3 Wire Grounding**  
 10 Ampere 250 Volt (SEV 1011), "CE" MARK



Description	"L"	"W"	"H"	Cat. No.
5 Outlet, with switch	403	60	50	52955
6 Outlet, without switch	433	60	50	55506

Approval - SEV

"CE" mark.

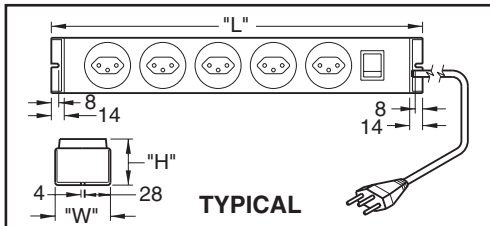
All units are supplied with 3 meters of 1.5 mm<sup>2</sup> cordage with plug.

Unit with switch has illuminated on / off rocker.

Color: Black base, silver cover.

All dimensions are in millimeters (1 mm = 0.039").

**NOTE: Mating plugs are shown on page 74.**



**NOTE: See pages 102-104 for rack mount series.**



# AUSTRALIAN POWER STRIPS

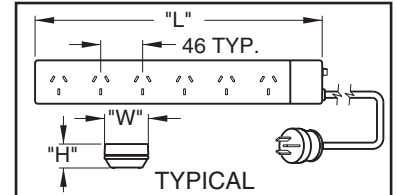
## 2 Pole 3 Wire Grounding

10 Ampere 250 Volt (AS / NZS 3112 1993)



Description	"L"	"W"	"H"	Cat. No.
6 Outlet, with circuit breaker	315	48	26.5	53326
8 Outlet, with circuit breaker	400	64	32.5	53328

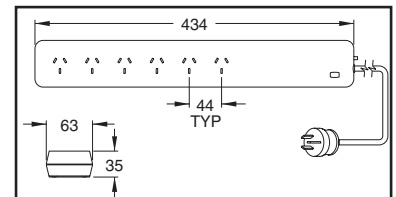
Approval - EANSW  
 All units are supplied with 1 meter of cord with plug.  
 Color: White.  
 All dimensions are in millimeters (1 mm = 0.039").



### Surge Suppression / Filtered Strip

Cat. No.	Description
53340	6 Outlet with suppression filter and surge protection, 10 ampere 250 volt, circuit breaker, 1 meter of cord with plug and neon indicator light. White.

**NOTE:** Mating plugs are shown on page 69.



**NOTE:** See pages 102 - 104 for rack mount series.

# ISRAELI POWER STRIPS

## 2 Pole 3 Wire Grounding

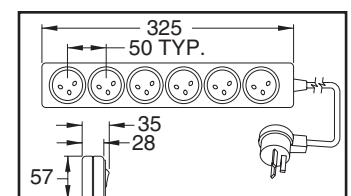
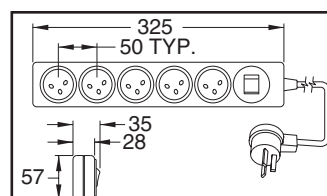
16 Ampere 250 Volt (SI 32)



Cat. No.	Description
56125	5 Outlet, with switch.
56106	6 Outlet, without switch.

Approval - SII  
 All units are supplied with 1.5 meters of cord with plug.  
 Unit with switch has illuminated on / off push button.  
 Color: White  
 All dimensions are in millimeters (1 mm = 0.039").

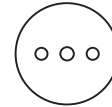
**NOTE:** Mating plugs are shown on page 76.  
**NOTE:** See pages 102 - 104 for rack mount series.



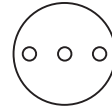
## ITALIAN POWER STRIPS

### 2 Pole 3 Wire Grounding

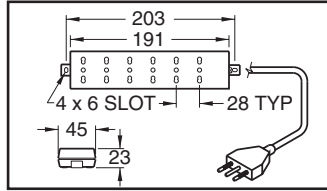

10/16 Ampere 250 Volt (CEI 23-16 / VII)



IT1-10R



IT2-16R



**Cat. No.**

**Description**

**54406**

6 Outlet dual configuration (accepts both 10 ampere and 16 ampere 250 volt plugs). White.

**54408**

8 Outlet dual configuration (accepts both 10 ampere and 16 ampere 250 volt plugs). White.

Approval - IMQ

Unit is supplied with 1.5 meters of cord with non-polarized 16 ampere 250 volt plug.

All dimensions are in millimeters (1 mm = 0.039").


**NOTE: Mating plugs are shown on pages 72 and 73.**

See pages 102-104 for rack mount series.

## DANISH POWER STRIPS

### 2 Pole 3 Wire Grounding

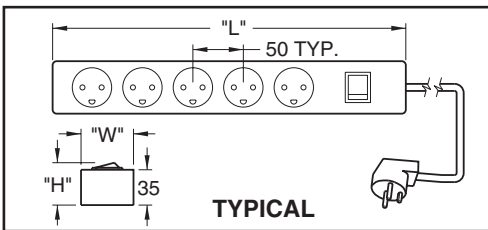
13 Ampere 250 Volt (AFSNIT 107-2-D1) Previously rated 10 Ampere 250 Volt



DE1-13R



"EDP"



**Description**

5 Outlet, with on / off illuminated switch.

5 Outlet ("EDP" configuration), with on / off illuminated switch.

**"L"**

350

**"W"**

52

**"H"**

42

**Cat. No.**

**56205**

**56305**

Approval - DEMKO

All units are supplied with 1.5 meters of cord with plug.

Color: White.

All dimensions are in millimeters (1 mm = 0.039").

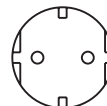
**NOTE: See pages 102-104 for rack mount series.**

**NOTE: "EDP" outlet configuration accepts "EDP" plugs only for use on dedicated data processing circuits. See page 77 for mating plugs.**

## COMBINATION POWER STRIPS

### 2 Pole 3 Wire Grounding

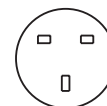
16 Ampere 250 Volt, "CE" MARK



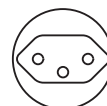
EU1-16R



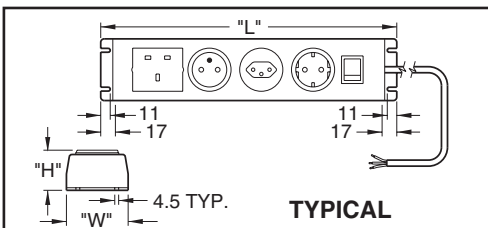
FR1-16R



UK1-13R



SW1-10R



**Description**

4 Outlet

Euro, French, Swiss, U.K.

4 Outlet, with on / off switch

Euro, French, Swiss, U.K.

**"L"**

310

**"W"**

71.5

**"H"**

46.5

**Cat. No.**

**58104**

**58204**

Units are supplied with 1.5 meters of cord **less attachment plug.**

Color: Black base, silver cover.

**"CE" mark.**

All dimensions are in millimeters (1 mm = 0.039").





# JAPANESE POWER STRIP

## 2 Pole 3 Wire Grounding

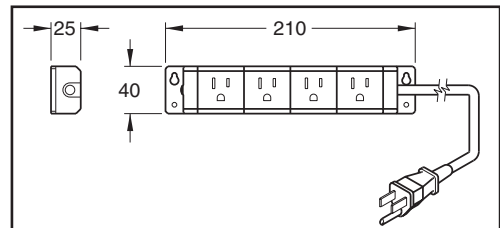
15 Ampere 125 Volt (JIS 8303)



Cat. No.	Description
56504	4 Outlet. External grounding lug provides grounding for 2 pole 2 wire plugs with grounding lead. Gray.

Approvals - JET  
 Unit is supplied with 3 meters of cord with 15 ampere 125 volt plug.  
 All dimensions are in millimeters (1 mm = 0.039").

**NOTE: Mating plugs are shown on page 82.**

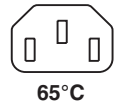


# IEC 60320 C-13 POWER STRIPS

## 2 Pole 3 Wire Grounding

10 Ampere 250 Volt, "CE" MARK

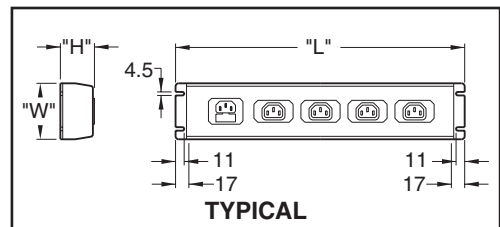

IEC 60320 C-13



Description	"L"	"W"	"H"	Cat. No.
4 Outlet, with fused inlet.	369	71.5	43.5	57104
6 Outlet, with fused inlet.	489	71.5	43.5	57106
8 Outlet, with fused inlet.	609	71.5	43.5	57108
4 Outlet, with switch and fused inlet.	403	71.5	51.5	57204
6 Outlet, with switch and fused inlet.	523	71.5	51.5	57206
8 Outlet, with switch and fused inlet.	643	71.5	51.5	57208

Input power is supplied through any American or International cord set with an IEC 60320 C-13 connector. See **pages 14-36** for mating cord sets and plugs. See pages 128-133 for rewirable plugs/connectors. Equipped with 10 ampere 250 volt replaceable fuse and spare fuse. Units with switch have illuminated on / off rocker. Color: Black base, silver cover. "CE" mark.

**NOTE: See pages 102-104 for rack mount series.**



# UNITED KINGDOM POWER STRIP

## 2 Pole 3 Wire Grounding

15 Ampere 250 Volt (BS 546A), 16 Ampere 250 Volt (SABS 164)



Cat. No.	Description
52205	5 Outlet. Circuit breaker, pilot light and 2 foot long cord with plug. White. 15 ampere 250 volt. 2 pole 3 wire grounding. Approval: SABS See page 188 for dimensional data.

**NOTE: Mating plugs are shown on page 67.**

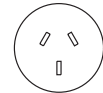
**NOTE: See pages 102-104 for rack mount series.**



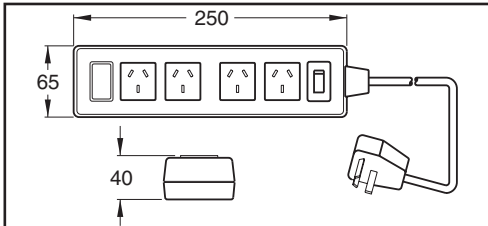
# ARGENTINE POWER STRIP

## 2 Pole 3 Wire Grounding

10 Ampere 250 Volt



AR1-10R



**Cat. No.**  
**84104**

**Description**  
4 outlets with circuit breaker and pilot light. White.  
Five meter long cord with plug.

Approvals - IRAM  
All dimensions are in millimeters (1 mm = 0.039").

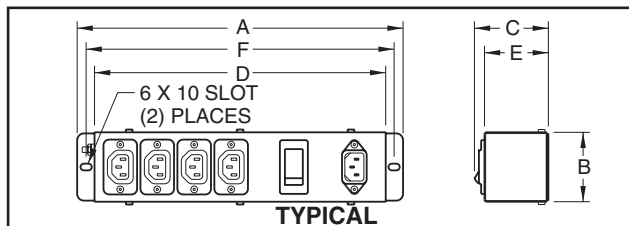
**NOTE: Mating plugs are shown on page 78.**



# IEC 60320 C-13 TYPE

## Multiple Outlet Power Strips

2 Pole 3 Wire Grounding, "CE" MARK



### General Specification Data

Heavy duty steel enclosure, painted gray.  
Illuminated double pole circuit breaker.  
Designed for use with IEC 60320 C-13 detachable cord sets and IEC 60320 C-14 jumper cords.

### Technical Data

IEC 60320 C-13 outlets. IEC 60320 C-14 inlets.  
Rated 10 ampere 250 volts AC. Shuttered contacts.  
Maximum current rating 10 ampere AC. "CE" mark.  
Test standard: BS 3456, manufactured to BS 5733.

### Description

- 4 outlet**, 10 ampere illuminated double pole circuit breaker.
- 6 outlet**, 10 ampere illuminated double pole circuit breaker.
- 8 outlet**, 10 ampere illuminated double pole circuit breaker.
- 4 outlet**, 10 ampere illuminated double pole circuit breaker, R.F. filter, surge protection.
- 6 outlet**, 10 ampere illuminated double pole circuit breaker, R.F. filter, surge protection.
- 8 outlet**, 10 ampere illuminated double pole circuit breaker, R.F. filter, surge protection.

### Catalog Number

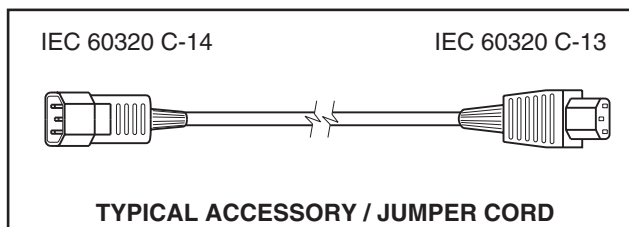
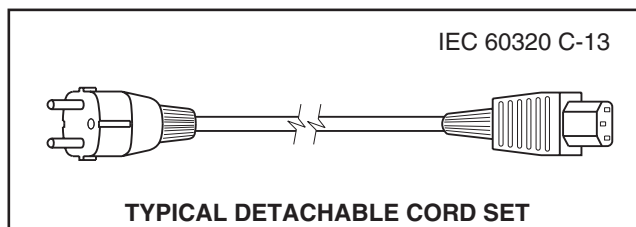
- 62100
- 62150
- 62200
- 62250
- 62300
- 62350

### Dimensional Data (mm)

"A"	"B"	"C"	"D"	"E"	"F"
291	62	66	260	57	275
354	62	66	323	57	338
416	62	66	385	57	400
370	62	66	339	57	354
436	62	66	405	57	420
503	62	66	472	57	487

### R.F. FILTER TECHNICAL SPECIFICATION

Line frequency	0 to 400 Hz	The filters are fitted with ZNR voltage transients	
Operating voltage	115 to 250 volts a.c.		
Rated current	10 amps		
Insulation resistance	6000M (100 volts d.c.)		
Leakage current	2x0.21 mA (250 volts 50 Hz)		
Typical attenuation	75 dB (100 kHz to 100 mHz)		
Earth choke	0.4 mH		
Climatic category	IEC 68 25/85/21 DIN 40040		
Temperature range	-25°C to +85°C		
			Standard spec. Z280G
		Max. cont. volts ac rms @ 25°C	320
		Max. cont. volts dc @ 25°C	416
		Varistor V min @ 1mA	450
		Energy joules 10/1000	140
		Clamping volt @ 100 amps	825
		m watts cont.	800



**NOTE:** See pages 14 - 32 for a complete listing of international and domestic detachable cord sets.

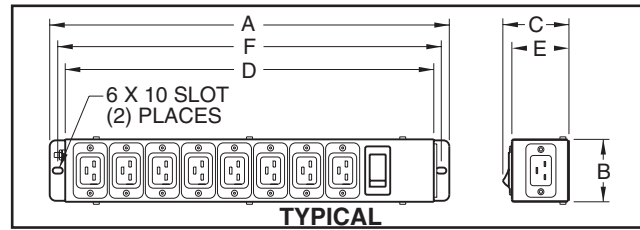

**NOTE:** See pages 34 - 36 for a complete listing of accessory and jumper power cords.



**IEC 60320 C-19 TYPE**  
**Multiple Outlet Power Strips**  
 2 Pole 3 Wire Grounding, "CE" MARK



IEC 60320 C-19



**General Specification Data**

Heavy duty steel enclosure, painted gray.  
 Illuminated double pole circuit breaker.  
 Designed for use with IEC 60320 C-19 detachable cord sets and IEC 60320 C-20 jumper cords.

**Technical Data**

IEC 60320 C-19 outlets. IEC 60320 C-20 inlet.  
 Rated 16 ampere 250 volts AC.  
**"CE" mark.**  
 Test standard: BS 3456, manufactured to BS 5733.

**Description**

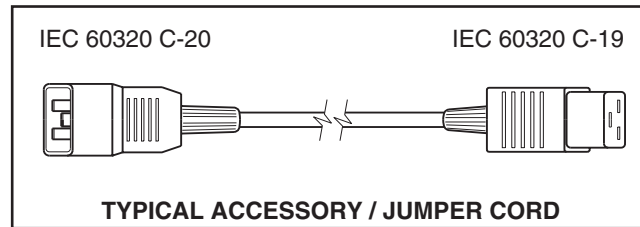
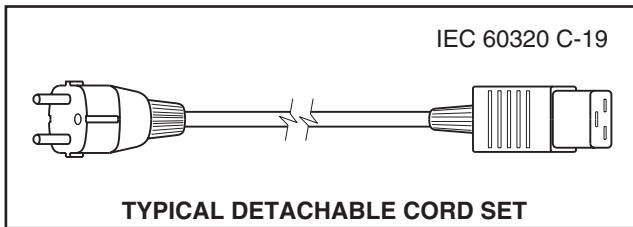
**8 outlet**, 15 ampere illuminated double pole circuit breaker.

**Catalog Number**

62400

**Dimensional Data (mm)**

"A"	"B"	"C"	"D"	"E"	"F"
399	62	66	368	57	383



**NOTE:** See pages 14 - 32 for a complete listing of international and domestic detachable cord sets.

**NOTE:** See pages 38 and 39 for a complete listing of accessory and jumper power cords.





# INTERNATIONAL



## *INTERNATIONAL ADAPTERS AND TRANSFORMERS*





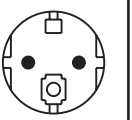

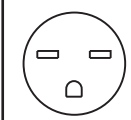
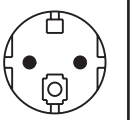

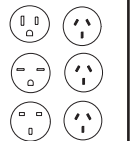



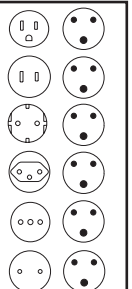

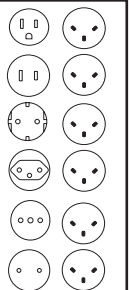

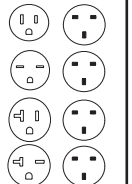
© 2004 International Configurations, Inc. Entire contents of this catalog copyrighted. [www.InternationalConfig.com](http://www.InternationalConfig.com)

International Configurations, Inc. • P.O. Box 3374 • Enfield, Connecticut 06083 • TEL (860) 749-6380 • FAX (860) 749-2985 115

# INTERNATIONAL ADAPTERS

## 2 Pole 3 Wire Grounding

### American to European

	Receptacle End	Plug End	Cat. No.	Description
	 NEMA 5-15R	 EU1-16P	30110	Allows NEMA 5-15P and NEMA 1-15P (15 ampere 125 volt) plugs to interface with European "SCHUKO" CEE-7 EU1-16R and French/Belgian FR1-16R receptacles. Rated 16 ampere 250 volt.
	 NEMA 6-15R	 EU1-16P	30100	Allows NEMA 6-15P (15 ampere 250 volt) plugs to interface with European "SCHUKO" CEE-7 EU1-16R and French/Belgian FR1-16R receptacles. Rated 16 ampere 250 volt.
	NEMA 5-15R NEMA 6-15R UK1-13R		30200	Allows NEMA 5-15P and NEMA 1-15P (15 ampere 125 volt), NEMA 6-15P (15 ampere 250 volt), United Kingdom BS 1363A (13 ampere 250 volt) plugs to interface with Australian receptacles AU1-10R (10 ampere 250 volt) and AU2-15R (15 ampere 250 volt). Also mates with Chinese CH1-10R (10 ampere 250 volt) receptacle. Note: Mates with Argentine AR1-10R (10 ampere 250 volt) receptacles except reverse polarity possible.
	NEMA 5-15R EU1-16R IT1-10R SW1-10R		30220	Allows NEMA 5-15P (molded on plugs), European "SCHUKO" CEE-7 and CEE 7-7, Italian IT1-10P and Swiss SW1-10P plugs to interface with Australian receptacles AU1-10R (10 ampere 250 volt) and AU2-15R (15 ampere 250 volt). Also mates with Chinese CH1-10R (10 ampere 250) volt receptacle. Note: Mates with Argentine AR1-10R (10 ampere 250 volt) receptacles except reverse polarity possible.
	NEMA 5-15R NEMA 1-15P EU1-16R SW1-10R IT1-10R EUROPLUG		30195	Allows NEMA 1-15P, NEMA 5-15P (molded on plugs), EU1-16P "SCHUKO", Swiss SW1-10P, Italian IT1-10P and Europlug plugs to interface with United Kingdom, Indian and South African UK2-15R (15 ampere 250 volt) outlets.
	NEMA 5-15R NEMA 1-15P EU1-16R SW1-10R IT1-10R EUROPLUG		30295	Allows NEMA 1-15P, NEMA 5-15P (molded on plugs), EU1-16P "SCHUKO", Swiss SW1-10P, Italian IT1-10P and Europlug plugs to interface with Israeli IS1-16R (16 ampere 250) volt outlets.
	NEMA 5-15R NEMA 6-15P NEMA 5-20R NEMA 6-20R		30260	Allows NEMA 1-15P, NEMA 5-15P, NEMA 6-15P, NEMA 5-20P and NEMA 6-20P plugs to interface with United Kingdom UK1-13R outlets.

**NOTE:**


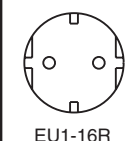


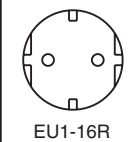


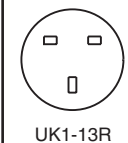





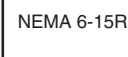
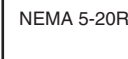
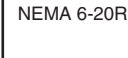

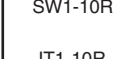
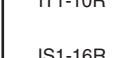
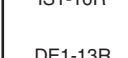









1. Catalog Nos. 30110 and 30100 can be interfaced with adapter Nos. 30140, 30150, 30160 and 30170 for use with U.K., Italian and Swiss receptacles.
2. Use only on equipment designed for operation at 250 volts.
3. See pages 218-220 for dimensional data drawings.



# INTERNATIONAL ADAPTERS

## 2 Pole 3 Wire Grounding

### European to American

	Receptacle End	Plug End	Cat. No.	Description
 <p>30130</p>	 <p>EU1-16R</p>	 <p>NEMA 5-15P</p>	30130	Allows European "SCHUKO" CEE-7 and CEE 7-7 EU1-16P (16 ampere 250 volt) plugs to interface with NEMA 5-15R receptacles rated 15 ampere 125 volt.
 <p>30120</p>	 <p>EU1-16R</p>	 <p>NEMA 6-15P</p>	30120	Allows European "SCHUKO" CEE-7 and CEE 7-7 EU1-16P (16 ampere 250 volt) plugs to interface with NEMA 6-15R receptacles rated 15 ampere 250 volt.
 <p>30180</p>	 <p>UK1-13R</p>	 <p>NEMA 5-15P</p>	30180	Allows United Kingdom BS1363A UK1-13P (13 ampere 250 volt) plugs to interface with NEMA 5-15R receptacles rated 15 ampere 125 volt.
 <p>30210</p>	 <p>AU1-10R</p>	 <p>NEMA 5-15P</p>	30210	Allows Australian AU1-10P, Argentine AR1-10P and Chinese CH1-10P (10 ampere 250 volt) plugs to interface with NEMA 5-15R receptacles rated 15 ampere 125 volt.
 <p>30250</p>	<p>NEMA 6-15R</p>  <p>NEMA 5-20R</p>  <p>NEMA 6-20R</p>  <p>UK1-13R</p>  <p>SW1-10R</p>  <p>IT1-10R</p>  <p>IS1-16R</p>  <p>DE1-13R</p> 	       	30250	Allows NEMA 6-15P, 5-20P, 6-20P, UK1-13P, UK3-5P, SW1-10P, IT1-10P, IS1-16P and DE1-13P plugs to interface with NEMA 5-15R receptacles.

#### NOTES:


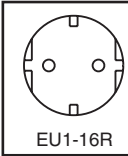


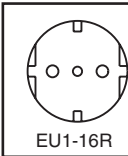


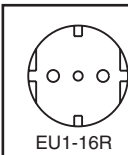
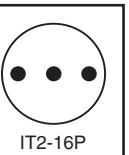




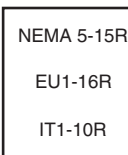


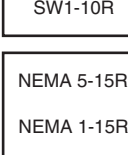


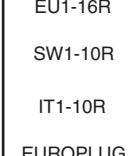


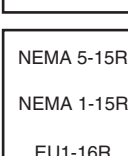
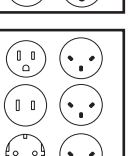
1. Adapters Nos. 30130, 30180, 30210 and 30250 are recommended for use only on equipment designed for operation at 125 volts.
2. Adapters often have a different rating on the blade (plug) end and the receptacle end. Caution should be exercised in their use.
3. The over current protection is determined by the plug end.
4. The use of the adapter should be limited to the rating of the adapter.
5. See pages 218-220 for dimensional data drawings.



# INTERNATIONAL ADAPTERS

## 2 Pole 3 Wire Grounding

### European "SCHUKO" to European

	Receptacle End	Plug End	Cat. No.	Description
	 EU1-16R	 UK1-13P	30140	Allows European "SCHUKO" CEE-7 and CEE 7-7 EU1-16P (16 ampere 250 volt) plugs to interface with United Kingdom BS1363 UK1-13R receptacles rated 13 ampere 250 volt. Adapter has replaceable fuse.
	 EU1-16R	 IT1-10P	30150	Allows European "SCHUKO" CEE-7 and CEE 7-7 EU1-16P (16 ampere 250 volt) plugs to interface with Italian IT1-10R receptacles rated 10 ampere 250 volt. <b>NOTE:</b> 10 ampere 250 volt receptacles are predominant in Italy.
	 EU1-16R	 IT2-16P	30160	Allows European "SCHUKO" CEE-7 and CEE 7-7 EU1-16P (16 ampere 250 volt) or Italian IT1-10P (10 ampere 250 volt) plugs to interface with Italian IT2-16R receptacles rated 16 ampere 250 volt.
	 EU1-16R	 SW1-10P	30170	Allows European "SCHUKO" CEE-7 and CEE 7-7 EU1-16P (16 ampere 250 volt) plugs to interface with Swiss SW1-10R receptacles rated 10 ampere 250 volt and SW2-16R receptacles rated 16 ampere 250 volts.
	 EU1-16R	 SW1-10P	30220	Allows NEMA 5-15P (molded on plugs), European "SCHUKO" CEE-7 and CEE 7-7, Italian IT1-10P and Swiss SW1-10P plugs to interface with Australian AU1-10R receptacles rated 10 ampere 250 volt and AU2-15R receptacles rated 15 ampere 250 volt. Also mates with Chinese CH1-10R 10 ampere 250 volt receptacle. <b>NOTE:</b> Mates with Argentine AR1-10R 10 ampere 250 volt receptacles. Reverse polarity may exist.
	 EU1-16R	 SW1-10P	30195	Allows NEMA 1-15P, NEMA 5-15P (molded on plugs), EU1-16P "SCHUKO", Swiss SW1-10P, Italian IT1-10P and Europlug plugs to interface with United Kingdom, Indian and South African UK2-15R 15 ampere 250 volt outlets.
	 EU1-16R	 SW1-10P	30295	Allows NEMA 1-15P, NEMA 5-15P (molded on plugs), EU1-16P "SCHUKO", Swiss SW1-10P, Italian IT1-10P and Europlug plugs to interface with Israeli IS1-16R 16 ampere 250 volt outlets.
	 EU1-16R	 SW1-10P	30295	Allows NEMA 1-15P, NEMA 5-15P (molded on plugs), EU1-16P "SCHUKO", Swiss SW1-10P, Italian IT1-10P and Europlug plugs to interface with Israeli IS1-16R 16 ampere 250 volt outlets.

#### NOTES:

1. Adapters often have a different rating on the blade (plug) end and the receptacle end. Caution should be exercised in their use.
2. The over current protection is determined by the plug end.
3. The use of the adapter should be limited to the rating of the adapter.
4. See pages 218-220 for dimensional data drawings.


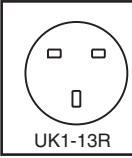


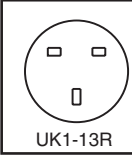


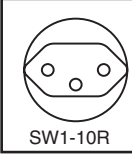
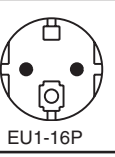


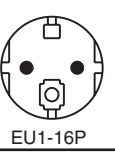

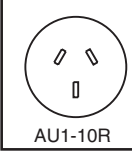
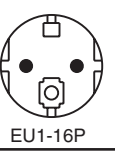

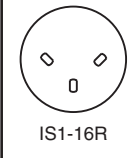
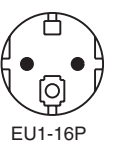
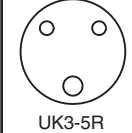
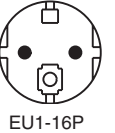




# INTERNATIONAL ADAPTERS

## 2 Pole 3 Wire Grounding

### European to European "SCHUKO"

	Receptacle End	Plug End	Cat. No.	Description
 <p>30181</p>	 <p>UK1-13R</p>	 <p>EU1-16P</p>	30181	Allows United Kingdom BS1363A UK1-13P (13 ampere 250 volt) plugs to interface with European "SCHUKO" CEE-7 EU1-16R and French FR1-16R receptacles rated 16 ampere 250 volt. <b>Pin diameter is 4.8 mm.</b>
 <p>30182</p>	 <p>UK1-13R</p>	 <p>EU1-16P</p>	30182	Allows United Kingdom BS1363A UK1-13P(13 ampere 250 volt) plug to interface with European "SCHUKO" CEE-7 EU1-16R and French FR1-16R receptacles rated 16 ampere 250 volt. <b>Pin diameter is 4.0 mm.</b>
 <p>30190</p>	 <p>SW1-10R</p>	 <p>EU1-16P</p>	30190	Allows Swiss SW1-10P (10 ampere 250 volt) plugs to interface with European "SCHUKO" CEE-7 EU1-16R and French FR1-16R receptacles rated 16 ampere 250 volt. <b>Pin diameter is 4.8 mm.</b>
 <p>30230</p>	 <p>IT1-10R/IT2-16R</p>	 <p>EU1-16P</p>	30230	Allows Italian IT1-10P (10 ampere 250 volt) and IT2-16P (16 ampere 250 volt) plugs to interface with European "SCHUKO" CEE-7 EU1-16R and French FR1-16R receptacles rated 16 ampere 250 volt. <b>Pin diameter is 4.8 mm.</b>
 <p>30240</p>	 <p>AU1-10R</p>	 <p>EU1-16P</p>	30240	Allows Australian AU1-10P (10 ampere 250 volt), Chinese CH1-10P (10 ampere 250 volt) and Argentine AR1-10P (10 ampere 250 volt) plugs to interface with European "SCHUKO" CEE-7 EU1-16R and French FR1-16R receptacles rated 16 ampere 250 volt. <b>Pin diameter is 4.0 mm.</b>
 <p>30225</p>	 <p>IS1-16R</p>	 <p>EU1-16P</p>	30225	Allows Israeli IS1-16P (16 ampere 250 volt) and United Kingdom UK3-5P (5 ampere 250 volt) plugs to interface with European "SCHUKO" CEE-7 EU1-16R and French FR1-16R receptacles rated 16 ampere 250 volt. <b>Pin diameter is 4.8 mm.</b>
	 <p>UK3-5R</p>	 <p>EU1-16P</p>		

#### NOTES:


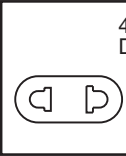
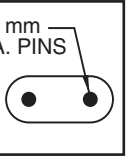

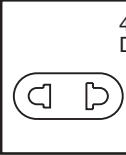
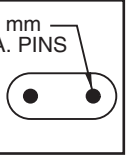

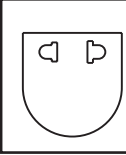


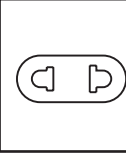
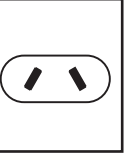

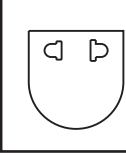



1. Adapters often have a different rating on the blade (plug) end and the receptacle end. Caution should be exercised in their use.
2. The over current protection is determined by the plug end.
3. The use of the adapter should be limited to the rating of the adapter.
4. See pages 219 and 220 for dimensional data drawings.



# INTERNATIONAL ADAPTERS

## 2 Pole 2 Wire

### American to European

	Receptacle End	Plug End	Cat. No.	Description
			30300	Allows NEMA 5-15P and NEMA 1-15P (15 amp 125 volt) plugs and European plugs with 4.8 mm diameter pins to interface with almost all European 250 volt <b>4.0 mm and 4.8 mm</b> round pin receptacles. Also mates with Israeli receptacles. White.
			30301	Allows NEMA 5-15P and NEMA 1-15P (15 amp 125 volt) plugs and European plugs with 4.8 mm diameter pins to interface with only European 250 volt <b>4.8 mm</b> diameter round pin receptacles. White.
			30320	Allows NEMA 5-15P, NEMA 1-15P (15 amp 125 volt) and European 4.0 mm/4.8 mm round pin plugs to interface with United Kingdom 250 volt BS1363 receptacles. Black.
			30330	Allows NEMA 5-15P, NEMA 1-15P (15 amp 125 volt) and European 4.0 mm/4.8 mm round pin plugs to interface with Australian 250 volt receptacles. Also mates with Chinese and Argentine receptacles. White.
			30360	Allows NEMA 5-15P, NEMA 1-15P (15 amp 125 volt) and European 4.0 mm/4.8 mm round pin plugs to interface with UK2-15R South African and Indian 15 amp/16 amp 250 volt receptacles. Black.
			30375	Six adapter kit with travel pouch. Kit includes Nos. 30300, 30320, 30330, 30340, 2-wire adapter for UK3-5R (old style United Kingdom 5 amp receptacles) and an adapter for "SCHUKO" type 4.8 mm round pin 2-wire outlets. Boxed for retail display.
			30375-G	Grounding adapter kit includes seven adapters. Kit includes Catalog Nos. 30110, 30140, 30150, 30170, 30220, 30195 and 30295. Allows NEMA 5-15P and NEMA 1-15P plugs to mate with European "SCHUKO" CEE-7, United Kingdom, Italian, Swiss, Australian, Chinese, South African, Indian, Argentine and Israeli receptacles.

#### NOTE:


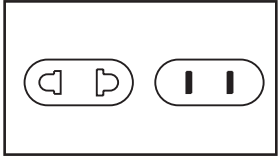


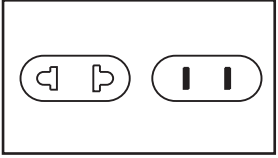


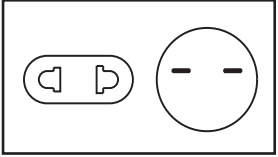


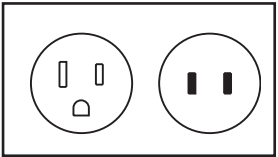


1. Designed for appliances that do not require grounding.
2. Use only on equipment designed for operation at 250 volts.
3. Adapters often have a different rating on the blade (plug) end and the receptacle end. Caution should be exercised in their use.
4. The over current protection is determined by the plug end.
5. The use of the adapter should be limited to the rating of the adapter.
6. See pages 220 and 221 for dimensional data drawings.



# INTERNATIONAL ADAPTERS

## 2 Pole 2 Wire

### European to American

	Receptacle End	Plug End	Cat. No.	Description
			30340	Allows European 250 volt 2 wire plugs with <b>4.8 mm pins</b> and some 3 wire round pin plugs to interface with NEMA 5-15R, 1-15R (15 amp 125 volt), 5-20R (20 amp 125 volt) receptacles. Also allows polarized (wide blade American) plugs to interface with non-polarized receptacles. Designed for appliances that do not require grounding.
			30340-A	Allows European 250 volt 2 wire plugs with <b>4.0 mm pins</b> and some 3 wire round pin plugs to interface with NEMA 5-15R, 1-15R (15 amp 125 volt), 5-20R (20 amp 125 volt) receptacles. Also allows polarized (wide blade American) plugs to interface with non-polarized receptacles. Designed for appliances that do not require grounding.
			30350	Allows European 250 volt 2 wire plugs with 4.0 mm / 4.8 mm pins and some 3 wire round pin plugs to interface with NEMA 6-15R (15 ampere 250 volt) and 6-20R (20 ampere 250 volt) receptacles. Designed for appliances that do not require grounding.
			30500	Allows NEMA 5-15P and NEMA 1-15P (15 ampere 125 volt) polarized plugs to interface with American or Japanese 2 wire non-polarized receptacles. 6" grounding lead wire with spade terminal provided.  mark approval. <b>NOTE: See page 221 for dimensional data drawings.</b>

**NOTE:** Adapters often have a different rating on the blade (plug) end and the receptacle end. Caution should be exercised in their use.

1. The over current protection is determined by the plug end.
2. The use of the adapter should be limited to the rating of the adapter.

**Step-Down Auto Transformers. See Page 124**

**Designer Line Auto Transformers. See Page 125**

**Small Appliance Step-Down Auto Transformers. See Page 125**



# INTERNATIONAL IEC 60320 C-13 ADAPTERS

## 2 Pole 3 Wire Grounding

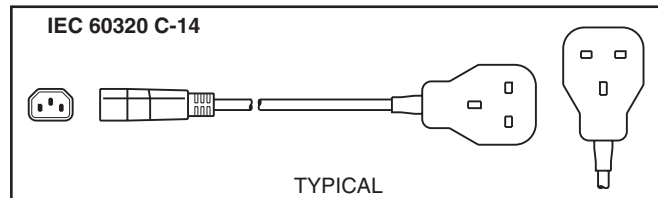
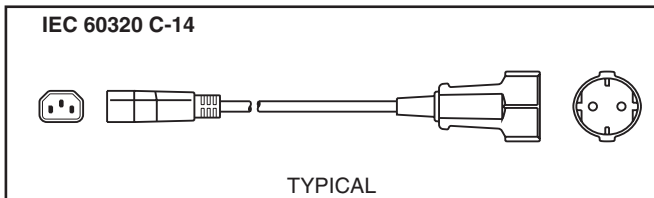


IEC 60320 C-14

For Computers and Electronic Equipment - Converts European Plugs,  
NEMA Plugs, IEC 60320 C-5 and C-7 Plugs to IEC 60320 C-13 Outlets

### Connector Style "A" (Straight)

### Connector Style "B" (Angled)



### General Specification Data (Int'l.)

**Rating:** 10 Ampere 250 Volt  
**International Cord Spec.:** H05VV-F3G 1.0mm<sup>2</sup>  
**Cord Set Length:** 12"

**Material:** PVC, Jacket Color Black  
**Conductor Color Code:** Brown, Blue, Green/Yellow

PLUG CONFIG.	PLUG ID.	PLUG STANDARD	CONNECTOR CONFIG.	CONN. ID.	CONNECTOR STANDARD	CONN. STYLE	CATALOG NUMBER
	C-14	IEC 60320		EU1-16R	CEE 7	"A"	30600 <sup>(1)</sup>
	C-14	IEC 60320		FR1-16R	CEE 7 Variation	"A"	30605
	C-14	IEC 60320		UK1-13R	BS 1363A	"B"	30610
	C-14	IEC 60320		UK2-15R	BS 546A	"B"	30620
	C-14	IEC 60320		AU2-15R	AS / NZS 3112	"A"	30630
	C-14	IEC 60320		SW1-10R	SEV 1011	"A"	30640
	C-14	IEC 60320		IT2-16R	CEI 23-16	"A"	30650 <sup>(1)</sup>
	C-14	IEC 60320		DE1-10R	AST 107	"A"	30660
	C-14	IEC 60320		IS1-16R	SI 32	"B"	30670
	C-14	IEC 60320		AR1-10R	AS/NZS 3112	"A"	30635 <sup>(2)</sup>
	C-14	IEC 60320		CH1-10R	AS/NZS 3112	"A"	30630
	C-14	IEC 60320		IEC 60320	C-5	"A"	90040
	C-18	IEC 60320		IEC 60320	C-7	"A"	90060 <sup>(3)</sup>
	C-14	IEC 60320		NEMA 5-15R	UL 498	"A"	30680 <sup>(4)(5)</sup>
	C-14	IEC 60320		NEMA 6-15R	UL 498	"A"	30690 <sup>(5)</sup>
	C-14	IEC 60320		NEMA L5-15R	UL 498	"A"	30685 <sup>(4)(6)</sup>
	C-14	IEC 60320		NEMA L6-15R	UL 498	"A"	30695 <sup>(6)</sup>

- (1) Non-polarized configuration
- (2) Argentine connector has the same configuration as the Australian/Chinese type of socket, except the line and neutral conductors are reversed.
- (3) Non-grounding 2 pole 2 wire
- (4) Use **only** with equipment designed for switching from 250 volts to 125 volts
- (5) 3 x 16 AWG conductors, SJT, 13 Ampere
- (6) 3 x 14 AWG conductors, SJT, 15 Ampere





# INTERNATIONAL IEC 60320 C-19 ADAPTERS

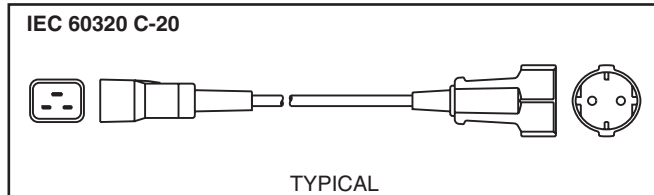
## 2 Pole 3 Wire Grounding



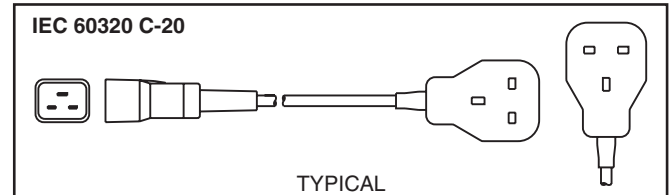
IEC 60320 C-20

For Computers and Electronic Equipment - Converts European and  
NEMA Plugs to IEC 60320 C-19 Outlets

### Connector Style "A" (Straight)



### Connector Style "B" (Angled)



### General Specification Data

**Rating:** 15 Ampere 125 Volt, 15 Ampere 250 Volt, 10 Ampere 250 Volt, 20 Ampere 125 Volt, 20 Ampere 250 Volt  
**Cord Specifications:** SJT, 14/3 AWG, 12/3 AWG  
**Cord Set Length:** 12"  
**Material:** PVC, Jacket Color Black  
**Conductor Color Code:** Black, White, Green

PLUG CONFIG.	PLUG ID.	PLUG STANDARD	CONNECTOR CONFIG.	CONN. ID.	CONNECTOR STANDARD	CONN. STYLE	CATALOG NUMBER
	C-20	IEC 60320		EU1-16R	CEE 7	"A"	31600 (1)(4)
	C-20	IEC 60320		FR1-16R	CEE 7 Variation	"A"	31605 (4)
	C-20	IEC 60320		UK1-13R	BS 1363A	"B"	31610 (4)
	C-20	IEC 60320		UK2-15R	BS 546A	"B"	31620 (4)
	C-20	IEC 60320		AU2-15R	AS / NZS 3112	"A"	31630 (4)
	C-20	IEC 60320		SW1-10R	SEV 1011	"A"	31640 (4)
	C-20	IEC 60320		IT2-16R	CEI 23-16	"A"	31650 (1)(4)
	C-20	IEC 60320		DE1-10R	AST 107	"A"	31660 (4)
	C-20	IEC 60320		IS1-16R	SI 32	"B"	31670 (4)
	C-20	IEC 60320		AR1-10R	AS/NZS 3112	"A"	31635 (2)(4)
	C-20	IEC 60320		CH1-10R	AS/NZS 3112	"A"	31630 (4)
	C-20	IEC 60320		NEMA 5-15R	UL 498	"A"	31680 (3)(4)
	C-20	IEC 60320		NEMA 6-15R	UL 498	"A"	31690 (4)
	C-20	IEC 60320		NEMA L5-15R	UL 498	"A"	31685 (3)(4)
	C-20	IEC 60320		NEMA L6-15R	UL 498	"A"	31695 (4)
	C-20	IEC 60320		NEMA 5-20R	UL 498	"A"	31700 (3)(5)
	C-20	IEC 60320		NEMA 6-20R	UL 498	"A"	31705 (5)
	C-20	IEC 60320		NEMA L5-20R	UL 498	"A"	31710 (3)(5)
	C-20	IEC 60320		NEMA L6-20R	UL 498	"A"	31715 (5)

- (1) Non-polarized configuration
- (2) Argentine connector has the same configuration as the Australian/Chinese type of socket, except the line and neutral conductors are reversed.
- (3) Use **only** with equipment designed for switching from 250 volts to 125 volts
- (4) 14/3 AWG SJT
- (5) 12/3 AWG SJT



© 2004 International Configurations, Inc. Entire contents of this catalog copyrighted. [www.InternationalConfig.com](http://www.InternationalConfig.com)

# INTERNATIONAL STEP-DOWN AUTO TRANSFORMERS - CONTINUOUS DUTY

## 220/240 Volt Input - 110/120 Volt Output 50/60 Hertz

Convert American Appliances And Equipment For Use On Foreign Voltages

These step-down transformers are supplied with European "SCHUKO" CEE 7-7 plugs and NEMA 5-15R (15 ampere 125 volt) receptacles. Adapters can be used to convert the line cord plug to other foreign receptacles or the plug can be removed and replaced with the appropriate foreign plug. Auto transformers change voltage levels only and not frequency (Hertz).

### SELECTING THE CORRECT SIZE AUTO TRANSFORMER

Determine equipment ampere usage then multiply amperes by the equipment's operational voltage which equals watts(VA).

EXAMPLE 3.6 amperes x 120 volts = 432 watts


Select a 500 watt or larger transformer for this requirement.

Auto transformers change voltage levels and not frequency from 50 to 60 cycle (hertz) or vice versa. Appliances using synchronous motors should have the motor designed for the specific frequency if motor speed is critical for proper operation of the appliance or equipment. **NOT** recommended for use with refrigerators. Contact sales office for refrigerator type transformers.

**NOTE:** When using a transformer with more than one appliance at a time, the total wattage of all appliances used together should not exceed the maximum rated watts of the transformer.

**ADAPTER OPTIONS:** Use these adapters to convert the "SCHUKO" CEE 7-7 power supply cord plug to a different plug configuration.

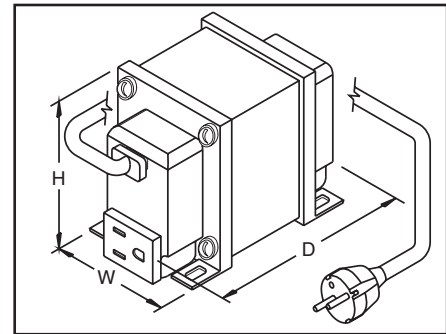
UK1-13P IT1-10P AU1-10P SW1-10P UK2-15P IS1-16P



30140 U.K. 30150 ITALY 30220 AUST/CHINA 30170 SWITZER 30195 S.A./INDIA 30295 ISRAEL

### USE AMERICAN 120 VOLT APPLIANCES IN EUROPE

CATALOG NUMBER	WATTS (VA)	WEIGHT (LBS.)	DIMENSIONS		
			H	W	D
32010-EU	100	2.5	3 1/8"	2 5/8"	3 3/8"
32015-EU	150	3.3	3 1/8"	2 5/8"	3 3/4"
32020-EU	200	3.8	3 1/8"	2 5/8"	4 1/4"
32025-EU	250	4.5	3 1/8"	2 5/8"	4 5/8"
32030-EU	300	4.5	3 1/8"	2 5/8"	4 5/8"
32035-EU	350	6.7	4 5/8"	3 7/8"	4 1/8"
32050-EU	500	8.7	4 5/8"	3 7/8"	4 3/4"
32075-EU	750	12.4	4 5/8"	3 7/8"	5 5/8"
32100-EU	1000	13.7	4 5/8"	3 7/8"	6"
32150-EU	1500	18.2	4 5/8"	3 7/8"	7 1/8"
32200-EU	2000	24.2	6"	4 3/8"	6 1/2"
32250-EU	2500	36.0	6 3/8"	5 3/8"	7 5/8"



Transformers equipped with 6 foot power cord and "SCHUKO" CEE 7-7 plug.

# INTERNATIONAL STEP-UP AUTO TRANSFORMERS - CONTINUOUS DUTY

## 110/115 Volt Input - 220/240 Volt Output 50/60 Hertz

Convert European Appliances And Equipment For Use On American Voltages

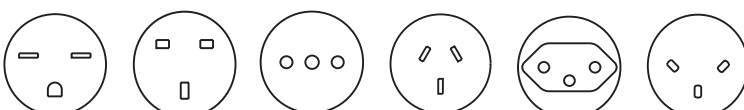
These step-up transformers are supplied with European "SCHUKO" CEE 7 receptacles and NEMA 5-15P (15 ampere 125 volt) plugs. Adapters can be used to convert the "SCHUKO" receptacle to various foreign receptacle configurations. Auto transformers change voltage levels only and not frequency (Hertz). **NOT** recommended for use with refrigerators.

Transformers are equipped with 6 foot power cord and U.S.A. NEMA 5-15 plug.

**NOTE:** When using a transformer with more than one appliance at a time, the total wattage of all appliances used together should not exceed the maximum rated watts of the transformer.

**ADAPTER OPTIONS** Use these adapters to convert the "SCHUKO" receptacle to a different receptacle configuration.

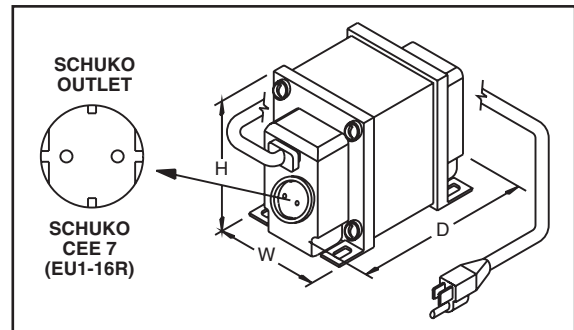
NEMA 6-15R UK1-13R IT1-10R AU1-10R SW1-10R IS1-16R



30100 U.S.A. 30181 U.K. 30230 ITALY 30240 AUST/CHINA 30190 SWITZER 30225 ISRAEL

### USE EUROPEAN 230 VOLT APPLIANCES IN U.S.A.

CATALOG NUMBER	WATTS (VA)	NOMINAL AMPS	WEIGHT (LBS.)	DIMENSIONS		
				H	W	D
32025-SUS	250	1.1	6	4 1/2"	3 3/4"	4 3/8"
32035-SUS	350	1.5	7	4 1/2"	3 3/4"	4 5/8"
32050-SUS	500	2.1	8	4 1/2"	3 3/4"	4 7/8"
32075-SUS	750	3.2	12.5	4 1/2"	3 3/4"	5 3/4"
32100-SUS	1000	4.3	14.5	4 1/2"	3 3/4"	6 1/8"
32150-SUS	1500	6.5	19	4 1/2"	3 3/4"	7 1/4"
32200-SUS	2000	8.7	25	4 1/2"	3 3/4"	7 1/4"



# INTERNATIONAL "DUAL PURPOSE" STEP-DOWN OR STEP-UP AUTO TRANSFORMERS DESIGNER LINE - CONTINUOUS DUTY

## Operate Appliances And Equipment On Foreign Or North American Voltages

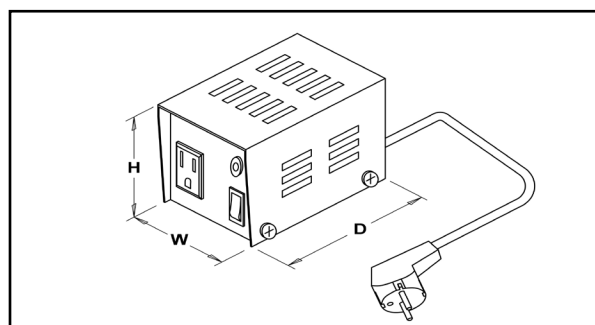
STEP-DOWN: USE AMERICAN APPLIANCES IN EUROPE, 220/240 Volt Input - 110/120 Volt Output 50/60 Hertz

STEP-UP: USE FOREIGN APPLIANCES IN NORTH AMERICA, 110/120 Volt Input - 220/240 Volt Output 50/60 Hertz

### DESIGN FEATURES

1. Step-down output is a NEMA 5-15R (15 ampere 125 volt) grounded receptacle(s). \* Receptacle on these units are duplex type.
  2. Step-up output is a combination European grounded and non-grounded outlet.
  3. European "SCHUKO" CEE 7-7 plug with five foot line cord.  
\*\*34300-EU with two foot line cord and "SCHUKO" CEE 7/7 plug.
  4. On / Off power switch.
  5. Power indicator light.
  6. Fused, replacement fuse on all units included.
  7. Durable carrying handle on 800, 1000, 1500, 2000 and 3000 watt models.
- Auto transformers change voltage levels and not frequency from 50 to 60 cycle (hertz) or vice versa. Appliances using synchronous motors should have the motor designed for the specific frequency if motor speed is critical for proper operation of the appliance or equipment.
- NOT recommended for use with refrigerators.

CATALOG NUMBER	WATTS (VA)	WEIGHT LBS.	DIMENSIONS		
			H	W	D
34010-EU	100	3	3"	3"	5"
34020-EU	200	5	3 1/4"	3 1/2"	5 3/4"
34030-EU	300	5	3 1/2"	3 3/4"	6"
34050-EU	500	6.5	3 1/2"	4"	6 1/2"
34080-EU*	800	14	4 1/2"	5 1/4"	7 1/2"
34100-EU*	1000	17	4 3/4"	6 1/4"	9"
34150-EU*	1500	23	5 3/4"	6 3/4"	9 3/4"
34200-EU*	2000	27	6"	7 1/2"	9 3/4"
34300-EU**,**	3000	29	5 3/4"	7"	9 3/4"



### NOTE: FOR STEP-DOWN APPLICATIONS

• Adapters Catalog Nos. 30220 (Australia/China), 30140 (U.K.), 30150 (Italy), 30160 (Italy), 30170 (Switzerland), 30195 (South Africa) and 30295 (Israel) can be used when mating the auto transformer line cord plug with receptacles used in those countries.

### NOTE: FOR STEP-UP APPLICATIONS

• Adapter catalog Nos. 30130 can be used when mating the auto transformer line cord plug with North American NEMA 5-15R receptacles.

## 50 WATT STEP-DOWN AUTO TRANSFORMER

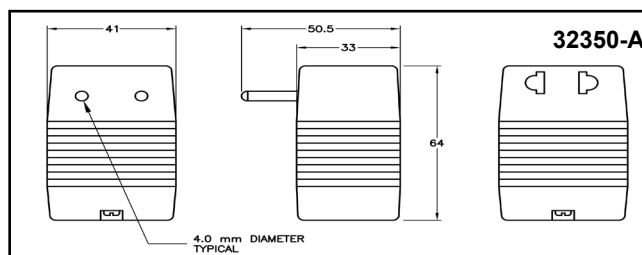
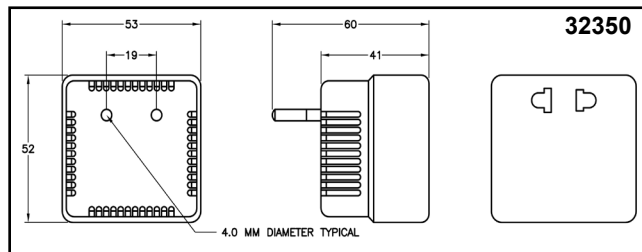
Catalog No. 32350

Catalog No. 32350-A

Allows NEMA 1-15P (2 pole 2 wire) polarized and non-polarized plugs, NEMA 5-15P (2 pole) plugs to mate with almost all European / International receptacles that accept 4.0 mm or 4.8 mm round pins. Designed for use with small electronic or motorized appliances rated 50 watts or less. Changes 220/240 input voltages to 110/120 output voltage. Will not convert frequency from 50 to 60 cycle (hertz) or vice versa.

- NOT for use with heating appliances. I.E., lamps, hair dryers, hot plates, irons, steamers and heating pads, etc.

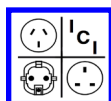
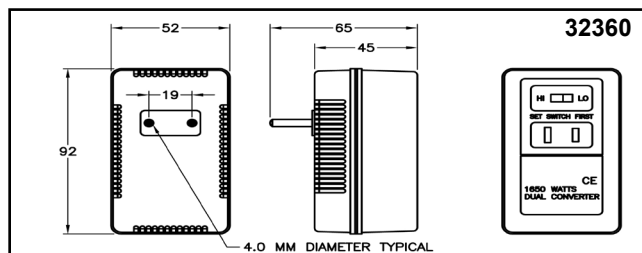
- Grounding continuity not provided when NEMA 5-15P plugs are used with Catalog No. 32350, 32350-A, 32360



## 1650 WATT STEP-DOWN VOLTAGE CONVERTER CONVERTS 220-240 VOLT FOREIGN ELECTRICITY TO 110-120 VOLT

Catalog No. 32360 - Dual Setting Converter

- "LO" setting: 0-50 watts. For appliances not exceeding 50 watts: calculators, rechargers, shavers, radios, electric toothbrushes.
- "HI" setting: 50-1650 watts. For "heating" appliances not exceeding 1650 watts: coffee makers, hair dryers, travel irons, stylers/curlers, clothes steamers.
- NOT for use with electronic or motorized appliances.



# INTERNATIONAL TELEPHONE ADAPTERS

International Configurations, Inc. now offers a wide range of telephone adapters that allow standard American RJ11 telephone jacks to mate with European, United Kingdom and other international type telephone sockets. The items listed below are intended for use with standard telephone equipment, modems, etc. Catalog numbers with a “-D” suffix also provide a country specific telephone socket in addition to the RJ11 telephone jack.



Typical dual socket type  
(RJ11 plus telephone socket)



Typical single RJ11 type

Country	ADAPTER TYPE		Catalog No.
	Dual	Single	
Argentina .....	Yes .....		33700-D
Australia .....	Yes .....		33175-D
Austria .....	Yes .....		33500-D
Belgium .....	Yes .....		33275-D
Brazil .....	Yes .....		33375-D
Czechoslovakia .....	Yes .....		33525-D
Denmark .....	Yes .....		33300-D
Finland .....	Yes .....		33250-D
France .....	Yes .....		33150-D
Germany .....	Yes .....		33100-D
Germany .....	Yes .....		33100-KT
Greece .....	Yes .....		33625-D
Holland .....	Yes .....		33400-D
Hungary .....	Yes .....		33450-D
India .....		Yes .....	33775
Iran .....		Yes .....	33675-KT
Iraq .....		Yes .....	33675-KT
Italy .....	Yes .....		33200-D
Japan .....	Yes .....		33425-D
Jordan .....	Yes .....		33750-D
Korea .....		Yes .....	33650
Kuwait .....	Yes .....		33800-D
Netherlands .....	Yes .....		33400-D
Norway .....	Yes .....		33250-D
Poland .....	Yes .....		33475-D
Russia .....	Yes .....		33475-D
South Africa .....	Yes .....		33325-D
Sweden .....	Yes .....		33225-D
Switzerland .....	Yes .....		33575-D
Turkey .....	Yes .....		33725-D
United Arab Emirates .....	Yes .....		33825-D
United Kingdom .....	Yes .....		33125-D
Yugoslavia .....	Yes .....		33550-D





# INTERNATIONAL



## *IEC 60320* *WIRING DEVICES*



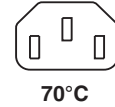
# IEC 60320 C-13 CONNECTORS


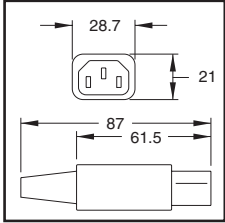

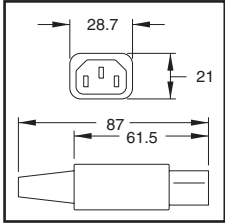

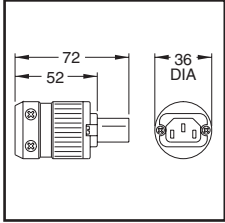

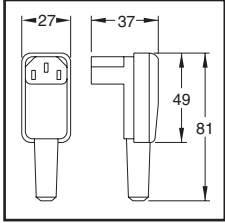
IEC 60320 C-13

## 2 Pole 3 Wire Grounding

15 Ampere 250 Volt / 10 Ampere 250 Volt

“CE” MARK



		Cat. No.	Approvals	Description
		57055-NS	3, 20, 22	<p><b>Connector body.</b>                      Black thermoplastic, UL 94 V0.                      Compression (box type) terminals.                      Max. cord O.D. - External strain relief = 7 mm (0.276")                      Max. cord O.D.- Internal cord grip = 10 mm (0.394")                      Max conductor size accepted by terminals = 2.5 mm (14 AWG)                      Rating:15 Amp-250 Volt (UL/CSA),10 Amp-250 Volt (VDE)  <b>“CE” MARK</b>                      Connector retaining clamp No. 81153 available (Use with No. 57011 bolt-in type inlet only). Use clamp No. 81151 with No. 57311 snap-in type inlet only.</p>
		57055-NSL	3, 20, 22	<p><b>Connector body.</b>                      Black thermoplastic, UL 94 V0.                      Compression (box type) terminals.                      Max. cord O.D. - External strain relief = 8.5 mm (0.335")                      Max. cord O.D.- Internal cord grip = 10 mm (0.394")                      Max conductor size accepted by terminals = 2.5 mm (14 AWG)                      Rating:15 Amp-250 Volt (UL/CSA),10 Amp-250 Volt (VDE)  <b>“CE” MARK</b>                      Connector retaining clamp No. 81153 available (Use with No. 57011 bolt-in type inlet only). Use clamp No. 81151 with No. 57311 snap-in type inlet only.</p>
		57055-M	3, 20	<p><b>Connector body. Heavy duty.</b>                      Black Nylon, 65°C.                      Dust/moisture seal provided at cord grip.                      Cord grip range = <b>9.0-16.5 mm (0.360-0.655")</b>                      Clamp type terminals accept 4.0 mm (12 AWG) conductors                      Rating: 15 Amp-125 Volt, 10 Amp-250 Volt</p>
		57070	3, 4, 9, 13, 17, 18, 20, 22	<p><b>Connector body. Down angle design.</b>                      Black thermoplastic, UL 94 V0.                      Screw terminals.                      Max. cord O.D. - External strain relief = 9 mm (0.354")                      Max. cord O.D.- Internal cord grip = 10 mm (0.394")                      Max conductor size accepted by terminals = 2.5 mm (14 AWG)                      Rating:15Amp-250Volt (UL/CSA),10Amp-250Volt(European)  <b>“CE” MARK</b>  <b>NOTE:</b> See connector body No. 57070-A, page 129, for similar connector with compression type terminals.</p>

All dimensions are in millimeters (1 mm = 0.039")

**Approvals:** 1.ASTA 2.CEBEC 3.CSA 4.DEMKO 5.PSE(JET) 6.EANSW(DFT) 7.FI 8.GS 9.IMQ 10.JET 11.JIS 12.KEMA 13.NEMKO 14.OVE 15.SAA 16.SABS 17.SEMKO 18.SEV 19.SII 20.UL 21.UTE 22.VDE 23.ISO 24.CCC 25.IRAM 26.BSI



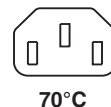
# IEC 60320 C-13 CONNECTORS

IEC 60320 C-13

## 2 Pole 3 Wire Grounding

15 Ampere 250 Volt / 10 Ampere 250 Volt

“CE” MARK



Description	Cat. No.	Approvals			
<p><b>Connector body. Right angle.</b>                      Black thermoplastic, UL 94 V0.                      Compression (box type) terminals.                      Max. cord O.D. - External strain relief = 7 mm (0.276")                      Max. cord O.D.- Internal cord grip = 8 mm (0.315")                      Max conductor size accepted by terminals = 2.5 mm (14 AWG)                      Rating: 15 Amp-250 Volt (UL/CSA), 10 Amp-250 Volt (VDE)                      “CE” MARK</p>	57065-NS	3, 20, 22			
<p><b>Connector body. Right angle.</b>                      Black thermoplastic, UL 94 V0.                      Compression (box type) terminals.                      Max. cord O.D. - External strain relief = 8.5 mm (0.335")                      Max. cord O.D.- Internal cord grip = 10 mm (0.394")                      Max conductor size accepted by terminals = 2.5 mm (14 AWG)                      Rating: 15 Amp-250 Volt (UL/CSA), 10 Amp-250 Volt (VDE)                      “CE” MARK</p>		57065-NSL	3, 20, 22		
<p><b>Connector body. Down angle.</b>                      Black thermoplastic.                      Compression (box type) terminals.                      Max. cord O.D. - External strain relief = 8.5 mm (0.335")                      Max. cord O.D.- Internal cord grip = 9 mm (0.354")                      Max conductor size accepted by terminals = 2.5 mm (14 AWG)                      Rating: 10 Amp-250 Volt (VDE)                      “CE” MARK</p>			57070-A	2, 4, 7, 12, 13, 14, 17, 18, 22	

All dimensions are in millimeters (1 mm = 0.039")

**Approvals:** 1.ASTA 2.CEBEC 3.CSA 4.DEMKO 5.PSE(JET) 6.EANSW(DFT) 7.FI 8.GS 9.IMQ 10.JET 11.JIS 12.KEMA 13.NEMKO 14.OVE 15.SAA 16.SABS 17.SEMKO 18.SEV 19.SII 20.UL 21.UTE 22.VDE 23.ISO 24.CCC 25.IRAM 26.BSI



© 2004 International Configurations, Inc. Entire contents of this catalog copyrighted. www.InternationalConfig.com

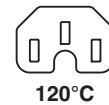
# IEC 60320 C-15 CONNECTORS


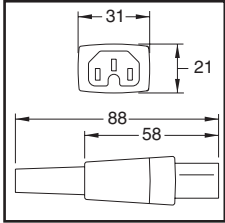

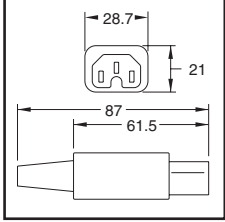

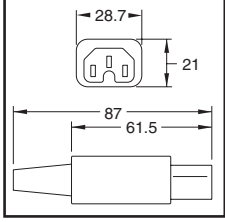

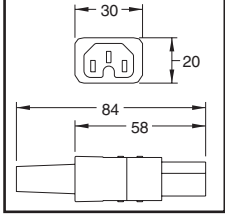

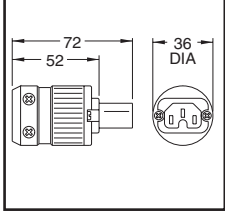
IEC 60320 C-15

## 2 Pole 3 Wire Grounding

15 Ampere 250 Volt / 10 Ampere 250 Volt

“CE” MARK



		Cat. No.	Approvals	Description
		57050	3, 14, 17, 18, 20, 22	<p><b>Connector body.</b> Black thermoplastic, UL 94 V0. Screw terminals. Max. cord O.D. - External strain relief = 9 mm (0.354") Max. cord O.D.- Internal cord grip = 9 mm (0.354") Max conductor size accepted by terminals = 1.5 mm (16 AWG) Rating:15 Amp-250 Volt (UL/CSA),10 Amp-250 Volt (VDE) “CE” MARK Connector retaining clamp No. 81156 available (Use with No. 57011 bolt-in type inlet only).</p>
		57050-NS	1, 3, 20, 22	<p><b>Connector body.</b> Black thermoplastic, UL 94 V0. Compression (box type) terminals. Max. cord O.D. - External strain relief = 7 mm (0.276") Max. cord O.D.- Internal cord grip = 10 mm (0.394") Max conductor size accepted by terminals = 2.5 mm (14 AWG) Rating:15 Amp-250 Volt (UL/CSA),10 Amp-250 Volt (VDE) “CE” MARK Connector retaining clamp No. 81153 available (Use with No. 57011 bolt-in type inlet only). Use clamp No. 81151 with No. 57311 snap-in type inlet only.</p>
		57050-NSL	1, 3, 20, 22	<p><b>Connector body.</b> Black thermoplastic, UL 94 V0. Compression (box type) terminals. Max. cord O.D. - External strain relief = 8.5 mm (0.335") Max. cord O.D.- Internal cord grip = 10 mm (0.394") Max conductor size accepted by terminals = 2.5 mm (14 AWG) Rating:15 Amp-250 Volt (UL/CSA),10 Amp-250 Volt (VDE) “CE” MARK Connector retaining clamp No. 81153 available (Use with No. 57011 bolt-in type inlet only). Use clamp No. 81151 with No. 57311 snap-in type inlet only.</p>
		57050-A	4, 13, 14, 17, 22	<p><b>Connector body.</b> Black thermoplastic. Compression (box type) terminals. Max. cord O.D. - External strain relief = 9 mm (0.354") Max. cord O.D.- Internal cord grip = 10 mm (0.394") Max conductor size accepted by terminals = 4.0 mm (12 AWG) Rating: 10 Amp-250 Volt (VDE) “CE” MARK Connector retaining clamp No. 81156 available (Use with No. 57011 bolt-in type inlet only).</p>
		57050-M	3, 20	<p><b>Connector body. Heavy duty.</b> Black Nylon, 65°C. Dust/moisture seal provided at cord grip. Cord grip range = 9.0-16.5 mm (0.360-0.655") Clamp type terminals accept 4.0 mm (12 AWG) conductors Rating: 15 Amp-125 Volt, 10 Amp-250 Volt</p>

All dimensions are in millimeters (1 mm = 0.039")

**Approvals:** 1.ASTA 2.CEBEC 3.CSA 4.DEMKO 5.PSE(JET) 6.EANSW(DFT) 7.FI 8.GS 9.IMQ 10.JET 11.JIS 12.KEMA 13.NEMKO 14.OVE 15.SAA 16.SABS 17.SEMKO 18.SEV 19.SII 20.UL 21.UTE 22.VDE 23.ISO 24.CCC 25.IRAM 26.BSI






# IEC 60320 C-15 CONNECTORS

## 2 Pole 3 Wire Grounding

15 Ampere 250 Volt / 10 Ampere 250 Volt

IEC 60320 C-15



“CE” MARK

Description	Cat. No.	Approvals	Image	Dimensions
<p><b>Connector body. Right angle.</b>                      Black thermoplastic, UL 94 V0.                      Compression (box type) terminals.                      Max. cord O.D. - External strain relief = 7 mm (0.276")                      Max. cord O.D.- Internal cord grip = 10 mm (0.394")                      Max conductor size accepted by terminals = 2.5 mm (14 AWG)                      Rating:15 Amp-250 Volt (UL/CSA),10 Amp-250 Volt (VDE)                      “CE” MARK</p>	57060-NS	3, 20, 22		
<p><b>Connector body. Right angle.</b>                      Black thermoplastic, UL 94 V0.                      Compression (box type) terminals.                      Max. cord O.D. - External strain relief = 8.5 mm (0.335")                      Max. cord O.D.- Internal cord grip = 10 mm (0.394")                      Max conductor size accepted by terminals = 2.5 mm (14 AWG)                      Rating:15 Amp-250 Volt (UL/CSA),10 Amp-250 Volt (VDE)                      “CE” MARK</p>	57060-NSL	3, 20, 22		
<p><b>Connector body. Right angle.</b>                      Black thermoplastic.                      Compression (box type) terminals.                      Max. cord O.D. - External strain relief = 8.5 mm (0.335")                      Max. cord O.D.- Internal cord grip = 9 mm (0.354")                      Max conductor size accepted by terminals = 2.5 mm (14 AWG)                      Rating: 10 Amp-250 Volt (VDE)                      “CE” MARK</p>	57060-A	7, 12, 13, 17, 18, 22		
<b>LEFT ANGLE CONNECTOR BODY</b>				
<p><b>Connector body. Left angle.</b>                      Black thermoplastic.                      Screw terminals.                      Max. cord O.D. - External strain relief = 7 mm (0.276")                      Max. cord O.D.- Internal cord grip = 7 mm (0.276")                      Max conductor size accepted by terminals = 1.5 mm (16 AWG)                      Rating:15 Amp-250 Volt (UL/CSA),10 Amp-250 Volt (VDE)                      “CE” MARK</p>	57075	3, 18, 20, 22		
<p><b>Connector body. Down angle.</b>                      Black thermoplastic.                      Compression (box type) terminals.                      Max. cord O.D. - External strain relief = 8.5 mm (0.335")                      Max. cord O.D.- Internal cord grip = 9 mm (0.354")                      Max conductor size accepted by terminals = 2.5 mm (14 AWG)                      Rating: 10 Amp-250 Volt (VDE)                      “CE” MARK</p>	57085	2, 4, 12, 13, 14, 17, 18, 22		

All dimensions are in millimeters (1 mm = 0.039")

**Approvals:** 1.ASTA 2.CEBEC 3.CSA 4.DEMKO 5.PSE(JET) 6.EANSW(DFT) 7.FI 8.GS 9.IMQ 10.JET 11.JIS 12.KEMA 13.NEMKO 14.OVE 15.SAA 16.SABS 17.SEMKO 18.SEV 19.SII 20.UL 21.UTE 22.VDE 23.ISO 24.CCC 25.IRAM 26.BSI




# IEC 60320 C-14 PLUGS





## 2 Pole 3 Wire Grounding

15 Ampere 250 Volt / 10 Ampere 250 Volt

IEC 60320 C-14



“CE” MARK

	Cat. No.	Approvals	Description
 <p><b>57030-NSL</b></p>	57030-NSL	3, 20, 22	<p><b>Attachment plug.</b>                      Black thermoplastic, UL 94 V0.                      Compression (box type) terminals.                      Max. cord O.D. - External strain relief = 8 mm (0.315")                      Max. cord O.D.- Internal cord grip = 8 mm (0.315")                      Max conductor size accepted by terminals = 2.5 mm (14 AWG)                      Rating:15 Amp-250 Volt (UL/CSA),10 Amp-250 Volt (VDE)  <b>“CE” MARK</b>                      Connector retaining clamp No. 81154 available (Use with No. 57120 bolt-in type outlet only). Use clamp No. 81155 with No. 57320 snap-in type outlet only.</p>
 <p><b>57030</b></p>	57030	3, 20, 22	<p><b>Attachment plug.</b>                      Black thermoplastic, UL 94 V0.                      Compression (box type) terminals.                      Max. cord O.D. - External strain relief = 7 mm (0.276")                      Max. cord O.D.- Internal cord grip = 8 mm (0.315")                      Max conductor size accepted by terminals = 2.5 mm (14 AWG)                      Rating:10 Amp-250 Volt (UL/CSA),10 Amp-250 Volt (VDE)  <b>“CE” MARK</b>                      Connector retaining clamp No. 81154 available (Use with No. 57120 bolt-in type outlet only). Use clamp No. 81155 with No. 57320 snap-in type outlet only.</p>
 <p><b>57030-A</b></p>	57030-A	2, 7, 12, 13, 14, 17, 22	<p><b>Attachment plug.</b>                      Black thermoplastic.                      Compression (box type) terminals.                      Max. cord O.D. - External strain relief = 7 mm (0.276")                      Max. cord O.D.- Internal cord grip = 10 mm (0.394")                      Max conductor size accepted by terminals = 2.5 mm (14 AWG)                      Rating:10 Amp-250 Volt (VDE)  <b>“CE” MARK</b>                      Connector retaining clamp No. 81159 available (Use with No. 57120 bolt-in type outlet only).</p>
 <p><b>57035</b></p>	57035	3, 18, 20	<p><b>Attachment plug.</b>                      Black thermoplastic, UL 94 V0.                      Screw terminals.                      Max. cord O.D. - External strain relief = 8 mm (0.315")                      Max. cord O.D.- Internal cord grip = 8 mm (0.315")                      Max conductor size accepted by terminals = 2.5 mm (14 AWG)                      Rating:10 Amp-250 Volt (UL/CSA),6 Amp-250 Volt (SEV)  <b>“CE” MARK</b>                      Right angle cable entry cover can be rotated to allow cable to exit at 90°, 180°, 270° or 360°.</p>

All dimensions are in millimeters (1 mm = 0.039")

**Approvals:** 1.ASTA 2.CEBEC 3.CSA 4.DEMKO 5.PSE(JET) 6.EANSW(DFT) 7.FI 8.GS 9.IMQ 10.JET 11.JIS 12.KEMA 13.NEMKO 14.OVE 15.SAA 16.SABS 17.SEMKO 18.SEV 19.SII 20.UL 21.UTE 22.VDE 23.ISO 24.CCC 25.IRAM 26.BSI




# IEC 60320 C-14 PLUGS

## 2 Pole 3 Wire Grounding

15 Ampere 250 Volt / 10 Ampere 250 Volt

IEC 60320 C-14



“CE” MARK

Description	Cat. No.	Approvals	Image	Dimensions
<p><b>Attachment plug. Right angle.</b>                      Black thermoplastic, UL 94 V0.                      Compression (box type) terminals.                      Max. cord O.D. - External strain relief = 8 mm (0.315")                      Max. cord O.D.- Internal cord grip = 8 mm (0.315")                      Max conductor size accepted by terminals = 2.5 mm (14 AWG)                      Rating:15 Amp-250 Volt (UL/CSA),10 Amp-250 Volt (VDE)                      “CE” MARK</p>	57040-NSL	3, 20, 22		
<p><b>Attachment plug. Right angle.</b>                      Black thermoplastic, UL 94 V0.                      Compression (box type) terminals.                      Max. cord O.D. - External strain relief = 7 mm (0.276")                      Max. cord O.D.- Internal cord grip = 8 mm (0.315")                      Max conductor size accepted by terminals = 2.5 mm (14 AWG)                      Rating:10 Amp-250 Volt (UL/CSA),10 Amp-250 Volt (VDE)                      “CE” MARK</p>	57040	3, 20, 22		
<p><b>Attachment plug. Right angle.</b>                      Black thermoplastic.                      Compression (box type) terminals.                      Max. cord O.D. - External strain relief = 7 mm (0.276")                      Max. cord O.D.- Internal cord grip = 10 mm (0.394")                      Max conductor size accepted by terminals = 2.5 mm (14 AWG)                      Rating: 10 Amp-250 Volt (VDE)                      “CE” MARK</p>	57040-A	22		
<p><b>LEFT ANGLE PLUG</b></p>	57045	3, 18, 20, 22		

All dimensions are in millimeters (1 mm = 0.039")

**Approvals:** 1.ASTA 2.CEBEC 3.CSA 4.DEMKO 5.PSE(JET) 6.EANSW(DFT) 7.FI 8.GS 9.IMQ 10.JET 11.JIS 12.KEMA 13.NEMKO 14.OVE 15.SAA 16.SABS 17.SEMKO 18.SEV 19.SII 20.UL 21.UTE 22.VDE 23.ISO 24.CCC 25.IRAM 26.BSI

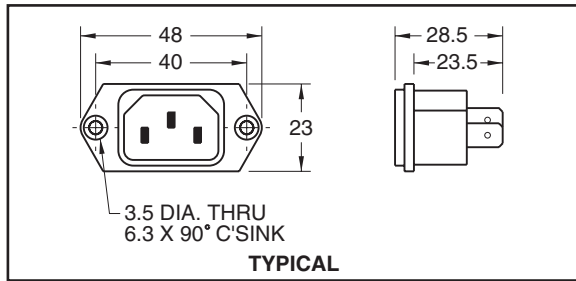
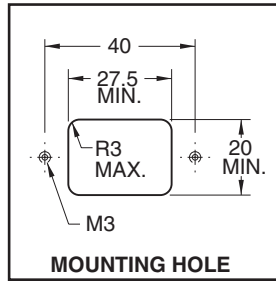



# IEC 60320 C-14 INLETS

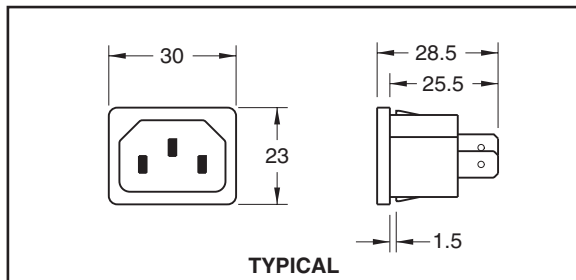
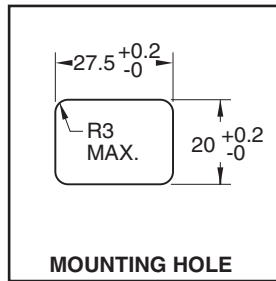
## 2 Pole 3 Wire Grounding

15 Ampere 250 Volt (UL / CSA); 10 Ampere 250 Volt (International) **"CE" MARK**

IEC 60320 C-14



57011, 57013, 57015



57311, 57313, 57315

**Cat. No. Approvals**

**Description**

57011	3, 4, 7, 9, 12, 13, 14, 17, 18, 20, 22
57013	3, 4, 7, 9, 12, 13, 14, 17, 18, 20, 22
57015	3, 4, 7, 9, 12, 13, 14, 17, 18, 20, 22
57311	3, 4, 7, 9, 12, 13, 14, 17, 18, 20, 22
57313	3, 4, 7, 9, 12, 13, 14, 17, 18, 20, 22
57315	3, 4, 7, 9, 12, 13, 14, 17, 18, 20, 22

**Power inlet.** Screw on panel mount, front or rear. Black thermoplastic, polyamid 6.6. Brass terminals, tin plated. Quick disconnect terminals, 6.3 x 0.8 mm (.250" x .032").

Same as inlet No. 57011 except with **4.8 x 0.8 mm (.187" x .032") quick disconnect terminals.**

Same as inlet No. 57011 except with **3.5 x 0.8 mm (.138" x .032") solder terminals.**

**Power inlet.** Snap-in panel mount for 1.5 mm thick panels. Black thermoplastic, polyamid 6.6. Brass terminals, tin plated. Quick disconnect terminals, 6.3 x 0.8 mm (.250" x .032").

Same as inlet No. 57311 except with **4.8 x 0.8 mm (.187" x .032") quick disconnect terminals.**

Same as inlet No. 57311 except with **3.5 x 0.8 mm (.138" x .032") solder terminals.**

**Note:** Snap-in models are available for 1.0, 1.2, 2.0, 2.5 and 3.0 mm thick panels. Minimum quantity may apply.

All dimensions are in millimeters (1 mm = 0.039")

**Approvals:** 1.ASTA 2.CEBEC 3.CSA 4.DEMKO 5.PSE(JET) 6.EANSW(DFT) 7.FI 8.GS 9.IMQ 10.JET 11.JIS 12.KEMA 13.NEMKO 14.OVE 15.SAA 16.SABS 17.SEMKO 18.SEV 19.SII 20.UL 21.UTE 22.VDE 23.ISO 24.CCC 25.IRAM 26.BSI





# IEC 60320 C-14 INLETS

## 2 Pole 3 Wire Grounding

15 Ampere 250 Volt (UL / CSA); 10 Ampere 250 Volt (International) **"CE" MARK**

IEC 60320 C-14



70°C



Description	Cat. No.	Approvals	Image	Diagram
<p><b>Power inlet, right angle PC mount.</b> Screw on panel mount from rear. Wave solderable and washable in aqueous solutions. Black thermoplastic UL 94 V-O. Brass contacts, nickel plated. Terminals tin plated.</p>	57610	3, 17, 18, 20, 22		<p><b>MOUNTING HOLE</b></p>
<p><b>Power inlet, right angle PC mount.</b> Screw on panel mount from rear. Wave solderable and washable in aqueous solutions. Black thermoplastic, polyamid 6.6. Brass contacts, tin plated. Terminals silver, tin plated.</p>	57620	3, 17, 18, 20, 22		<p><b>MOUNTING HOLE</b></p>
			<p><b>PIN SPACING</b></p>	57610
			<p><b>PIN SPACING</b></p>	57620

All dimensions are in millimeters (1 mm = 0.039")

**Approvals:** 1.ASTA 2.CEBEC 3.CSA 4.DEMKO 5.PSE(JET) 6.EANSW(DFT) 7.FI 8.GS 9.IMQ 10.JET 11.JIS 12.KEMA 13.NEMKO 14.OVE 15.SAA 16.SABS 17.SEMKO 18.SEV 19.SII 20.UL 21.UTE 22.VDE 23.ISO 24.CCC 25.IRAM 26.BSI




© 2004 International Configurations, Inc. Entire contents of this catalog copyrighted. www.InternationalConfig.com

# IEC 60320 C-14 POWER ENTRY MODULES

IEC 60320 C-14

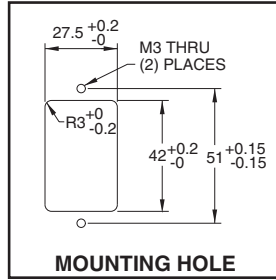
## 2 Pole 3 Wire Grounding

15 Ampere 250 Volt (UL / CSA); 10 Ampere 250 Volt (International) **"CE" MARK**



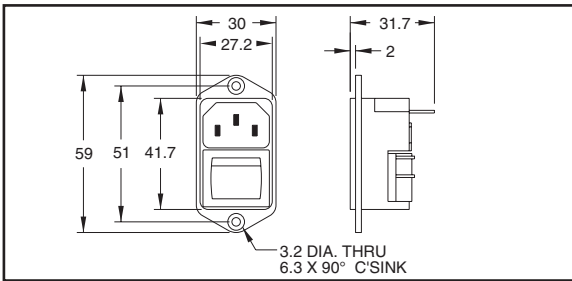
Cat. No. Approvals

Description

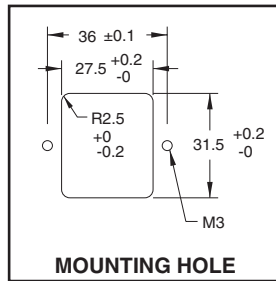



57715	3, 17, 18, 20, 22
57710	3, 17, 18, 20, 22

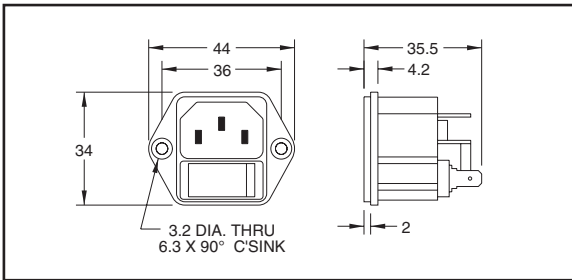
**Power entry module.** Integral **double pole (DPST)** on/off switch. Screw mount from front or back. 0.187" x 0.32" (4.8 x 0.8 mm) quick connect terminals. Black UL 94 V-0 thermoplastic body.  
 15 Ampere - 250 Volt (UL/CSA)  
 10 Ampere - 250 Volt (International)



57715



**Power entry module.** Integral **single pole (SPST)** on/off switch. Screw mount from front or back. 0.187" x 0.32" (4.8 x 0.8 mm) quick connect terminals. Black UL 94 V-0 thermoplastic body.  
 10 Ampere - 250 Volt (UL/CSA)  
 10 Ampere - 250 Volt (International)



57710

**All dimensions are in millimeters (1 mm = 0.039")**

**Approvals:** 1.ASTA 2.CEBEC 3.CSA 4.DEMKO 5.PSE(JET) 6.EANSW(DFT) 7.FI 8.GS 9.IMQ 10.JET 11.JIS 12.KEMA 13.NEMKO 14.OVE 15.SAA 16.SABS 17.SEMKO 18.SEV 19.SII 20.UL 21.UTE 22.VDE 23.ISO 24.CCC 25.IRAM 26.BSI




# IEC 60320 C-14 POWER ENTRY MODULES

IEC 60320 C-14

## 2 Pole 3 Wire Grounding

15 Ampere 250 Volt (UL / CSA); 10 Ampere 250 Volt (International) **"CE" MARK**



Description	Cat. No.	Approvals	Image	MOUNTING HOLE
<p><b>Power entry module. Integral double pole (DPST) on/off switch. Snap-in mount.</b>                      0.187" x 0.32" (4.8 x 0.8 mm) quick connect terminals. Black UL 94 V-0 thermoplastic body.                      15 Ampere - 250 Volt (UL/CSA),                      10 Ampere - 250 Volt (International)</p>	57725	3, 17, 18, 20, 22		
			57725	
<p><b>Power entry module. Integral single pole (SPST) on/off switch. Snap-in mount.</b>                      0.187" x 0.32" (4.8 x 0.8 mm) quick connect terminals. Black UL 94 V-0 thermoplastic body.                      10 Ampere - 250 Volt (UL/CSA),                      10 Ampere - 250 Volt (International)</p>	57720	3, 17, 18, 20, 22		
			57720	

**Note:** Snap-in models are available for 1.0, 2.0 and 2.5 mm thick panels.  
 Also available with illuminated switches.

All dimensions are in millimeters (1 mm = 0.039")

**Approvals:** 1.ASTA 2.CEBEC 3.CSA 4.DEMKO 5.PSE(JET) 6.EANSW(DFT) 7.FI 8.GS 9.IMQ 10.JET 11.JIS 12.KEMA 13.NEMKO 14.OVE 15.SAA 16.SABS 17.SEMKO 18.SEV 19.SII 20.UL 21.UTE 22.VDE 23.ISO 24.CCC 25.IRAM 26.BSI



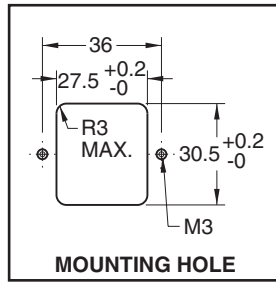

© 2004 International Configurations, Inc. Entire contents of this catalog copyrighted. www.InternationalConfig.com

# IEC 60320 C-14 POWER ENTRY MODULES

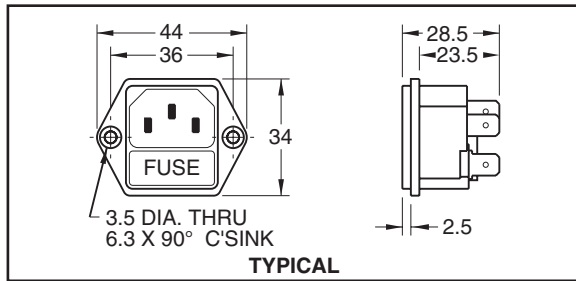
IEC 60320 C-14

## 2 Pole 3 Wire Grounding

10 Ampere 250 Volt (International); 10 Ampere 250 Volt (UL / CSA) "CE" MARK

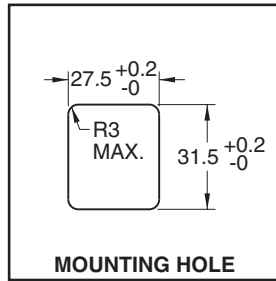


MOUNTING HOLE

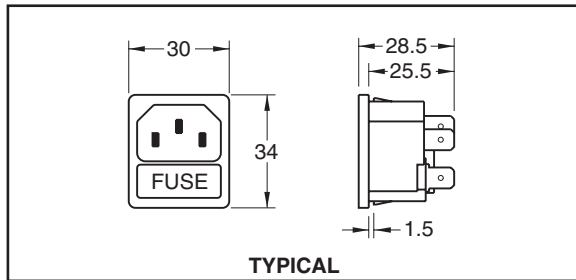


TYPICAL

57211, 57213, 57215



MOUNTING HOLE



TYPICAL

57411, 57423, 57425

**Cat. No. Approvals**

**Description**

57211	3, 4, 7, 9, 12, 13, 14, 17, 18, 20, 22
57213	3, 4, 7, 9, 12, 13, 14, 17, 18, 20, 22
57215	3, 4, 7, 9, 12, 13, 14, 17, 18, 20, 22
57411	3, 4, 7, 9, 12, 13, 14, 17, 18, 20, 22
57423	3, 4, 7, 9, 12, 13, 14, 17, 18, 20, 22
57425	3, 4, 7, 9, 12, 13, 14, 17, 18, 20, 22

**Power entry module, single pole.** Screw on panel mount, front or rear. Black thermoplastic, polyamid 6.6. Brass nickel plated terminals and contacts. Fuse drawer for 5 x 20 mm fuse and spare fuse compartment. Quick disconnect terminals, 6.3 x 0.8 mm (.250" x .032").

Same as power entry module No. 57211 except with **4.8 x 0.8 mm (.187" x .032") quick disconnect terminals.**

Same as power entry module No. 57211 except with **3.5 x 0.8 mm (.138" x .032") solder terminals.**

**Power entry module, single pole.** Snap-in mount for 1.5 mm thick panels. Black thermoplastic, polyamid 6.6. Brass nickel plated terminals and contacts. Fuse drawer for 5 x 20 mm fuse and spare fuse compartment. Quick disconnect terminals, 6.3 x 0.8 mm (.250" x .032").

Same as power entry module No. 57411 except with **4.8 x 0.8 mm (.187" x .032") quick disconnect terminals.**

Same as power entry module No. 57411 except with **3.5 x 0.8 mm (.138" x .032") solder terminals.**

**Note: Snap-in models are available for 1.0, 1.2, 2.0, 2.5 and 3.0 mm thick panels.**

All dimensions are in millimeters (1 mm = 0.039")

**Approvals:** 1.ASTA 2.CEBEC 3.CSA 4.DEMKO 5.PSE(JET) 6.EANSW(DFT) 7.FI 8.GS 9.IMQ 10.JET 11.JIS 12.KEMA 13.NEMKO 14.OVE 15.SAA 16.SABS 17.SEMKO 18.SEV 19.SII 20.UL 21.UTE 22.VDE 23.ISO 24.CCC 25.IRAM 26.BSI






# IEC 60320 C-14 POWER ENTRY MODULES

IEC 60320 C-14

## 2 Pole 3 Wire Grounding

10 Ampere 250 Volt (International); 10 Ampere 250 Volt (UL / CSA) "CE" MARK



Description	Cat. No.	Approvals	
<p><b>Power inlet with single pole fuseholder.</b> Screw on panel mount, front or rear. Black fiberglass reinforced thermoplastic (PETP) UL 94 V-O. Brass contacts, nickel plated. Brass terminals, silver and tin plated. <b>Quick disconnect terminals, 4.8 x 0.8 mm (.187" x .032").</b> Fuse drawers listed below. Order separate from power inlets.</p>	57510	3, 17, 18, 20, 22	
<p><b>Power inlet with double pole fuseholder.</b> Screw on panel mount, front or rear. Black fiberglass reinforced thermoplastic (PETP) UL 94 V-O. Brass contacts, nickel plated. Brass terminals, silver and tin plated. <b>Quick disconnect terminals, 4.8 x 0.8 mm (.187" x .032").</b> Fuse drawers listed below. Order separate from power inlets.</p>	57520	3, 17, 18, 20, 22	
<p><b>Power inlet with single pole fuseholder.</b> Snap-in panel mount. Black fiberglass reinforced thermoplastic (PETP) UL 94 V-O. Brass contacts, nickel plated. Brass terminals, silver and tin plated. <b>Quick disconnect terminals, 4.8 x 0.8 mm (.187" x .032").</b> Snap-in mount to 1.5 mm thick panels. Snap-in models available for 2.0 mm and 2.5 mm thick panels. Contact Factory. Fuse drawers listed below. Order separate from power inlets.</p>	57530	3, 17, 18, 20, 22	<p>57510, 57520</p>
<p><b>Power inlet with double pole fuseholder.</b> Snap-in panel mount. Black fiberglass reinforced thermoplastic (PETP) UL 94 V-O. Brass contacts, nickel plated. Brass terminals, silver and tin plated. <b>Quick disconnect terminals, 4.8 x 0.8 mm (.187" x .032").</b> Snap-in mount to 1.5 mm thick panels. Snap-in models available for 2.0 mm and 2.5 mm thick panels. Contact Factory. Fuse drawers listed below. Order separate from power inlets.</p>	57540	3, 17, 18, 20, 22	

FUSEDRAWERS FOR POWER INLETS				
	5 x 20 mm 1-POLE BLACK	5 x 20 mm 2-POLE BLACK	1-POLE + SPARE FUSE CASE	2-POLE BLACK w/ shorting bar in the neutral side
Standard	57551	57561	57571	57581
* Medical	57552	57562	57572	57582
* Standards: IEC 601-1, BS 5724 part 1, DIN/VDE 0750 part 1 (for medical applications)				

**Approvals:** 1.ASTA 2.CEBEC 3.CSA 4.DEMKO 5.PSE(JET) 6.EANSW(DFT) 7.FI 8.GS 9.IMQ 10.JET 11.JIS 12.KEMA 13.NEMKO 14.OVE 15.SAA 16.SABS 17.SEMKO 18.SEV 19.SII 20.UL 21.UTE 22.VDE 23.ISO 24.CCC 25.IRAM 26.BSI



© 2004 International Configurations, Inc. Entire contents of this catalog copyrighted. www.InternationalConfig.com

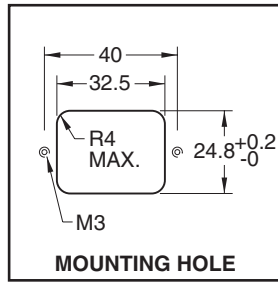
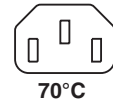
International Configurations, Inc. • P.O. Box 3374 • Enfield, Connecticut 06083 • TEL (860) 749-6380 • FAX (860) 749-2985 139

# IEC 60320 C-13 OUTLETS

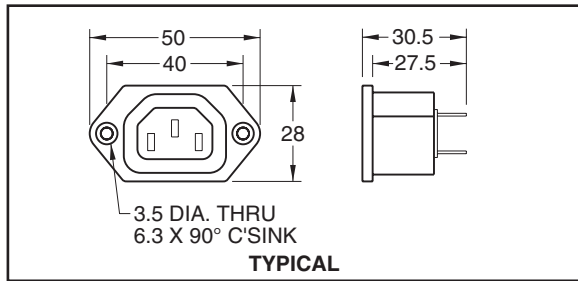
IEC 60320 C-13

## 2 Pole 3 Wire Grounding

15 Ampere 250 Volt (UL / CSA); 10 Ampere 250 Volt (International) "CE" MARK

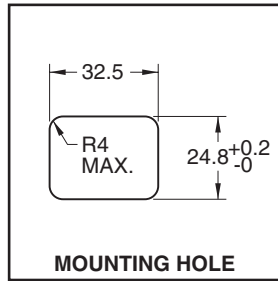


MOUNTING HOLE

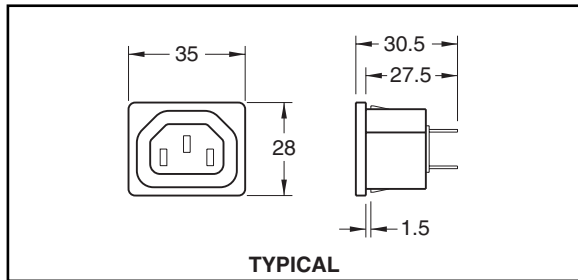


TYPICAL

57120, 57125, 57130



MOUNTING HOLE



TYPICAL

57320, 57345, 57330

**Cat. No. Approvals**

**Description**

57120	3, 7, 9, 12, 13, 14, 17, 18, 20, 22
57125	3, 7, 9, 12, 13, 14, 17, 18, 20, 22
57130	3, 7, 9, 12, 13, 14, 17, 18, 20, 22
57320	3, 7, 9, 12, 13, 14, 17, 18, 20, 22
57345	3, 7, 9, 12, 13, 14, 17, 18, 20, 22
57330	3, 7, 9, 12, 13, 14, 17, 18, 20, 22

**Power outlet.** Screw on panel mount, front or rear. Black thermoplastic, polyamid 6.6. Brass terminals, tin plated. Quick disconnect terminals, 6.3 x 0.8 mm (.250" x .032").  
**Models available with shuttered contacts.**

Same as power outlet No. 57120 except with **4.8 x 0.8 mm (.187" x .032") quick disconnect terminals.**

Same as power outlet No. 57120 except with **3.5 x 0.8 mm (.138" x .032") solder terminals.**

**Power outlet.** Snap-in panel mount for 1.5 mm thick panels. Black thermoplastic, polyamid 6.6. Brass contacts, tin plated. Brass terminals, tin plated. Quick disconnect terminals, 6.3 x 0.8 mm (.250" x .032").

Same as power outlet No. 57320 except with **4.8 x 0.8 mm (.187" x .032") quick disconnect terminals.**

Same as power outlet No. 57320 except with **3.5 x 0.8 mm (.138" x .032") solder terminals.**

**Note:** Snap-in models are available for 1.0, 1.2, 2.0, 2.5 and 3.0 mm thick panels.

All dimensions are in millimeters (1 mm = 0.039")

**Approvals:** 1.ASTA 2.CEBEC 3.CSA 4.DEMKO 5.PSE(JET) 6.EANSW(DFT) 7.FI 8.GS 9.IMQ 10.JET 11.JIS 12.KEMA 13.NEMKO 14.OVE 15.SAA 16.SABS 17.SEMKO 18.SEV 19.SII 20.UL 21.UTE 22.VDE 23.ISO 24.CCC 25.IRAM 26.BSI





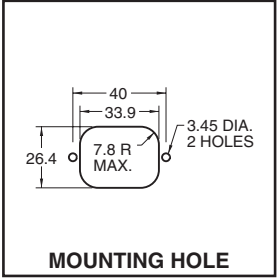
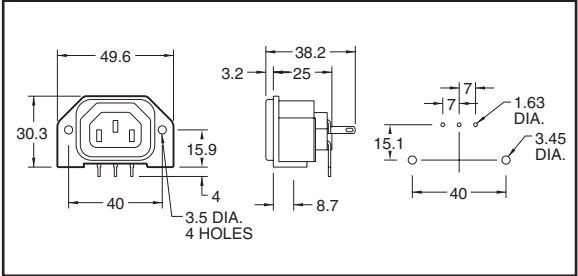
# IEC 60320 C-13 OUTLETS

IEC 60320 C-13

## 2 Pole 3 Wire Grounding

15 Ampere 250 Volt (UL / CSA); 10 Ampere 250 Volt (International) **"CE" MARK**



Description	Cat. No.	Approvals
<p><b>Power outlet, right angle PC mount.</b> Screw on panel mount from rear. Wave solderable and washable in aqueous solutions. Black thermoplastic UL 94 V-O. Brass contacts, tin plated. Brass terminals, tin plated.</p>	<p>57630</p>	<p>3, 17, 18, 20, 22</p> <div style="display: flex; justify-content: space-around;">   </div> <div style="text-align: center; margin-top: 10px;">  <p><b>57630</b></p> </div>
<p><b>Power outlet, surface mount design.</b> Black thermoplastic. Quick disconnect terminals, 6.3 x 0.8 mm (.250" x .032").</p>		<p>57640</p>

All dimensions are in millimeters (1 mm = 0.039")

**Approvals:** 1.ASTA 2.CEBEC 3.CSA 4.DEMKO 5.PSE(JET) 6.EANSW(DFT) 7.FI 8.GS 9.IMQ 10.JET 11.JIS 12.KEMA 13.NEMKO 14.OVE 15.SAA 16.SABS 17.SEMKO 18.SEV 19.SII 20.UL 21.UTE 22.VDE 23.ISO 24.CCC 25.IRAM 26.BSI

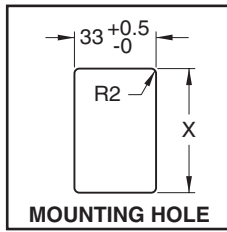
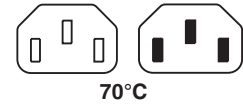


# IEC 60320 C-13 / C-14 OUTLET-INLET

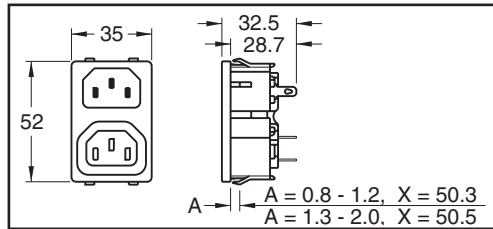
IEC 60320 C-13 / C-14

## 2 Pole 3 Wire Grounding

10 Ampere 250 Volt (Int'l); 10 Ampere 250 Volt (UL / CSA), "CE" MARK



MOUNTING HOLE



57350, 57355

### Cat. No. Approvals

57350	3, 17, 18, 20, 22
57355	3, 17, 18, 20, 22

### Description

**Combination power outlet-inlet.** Snap-in mount. Black thermoplastic, polyamid 6.6. Brass terminals, nickel plated. Quick disconnect terminals, 4.8 x 0.8 mm (.187" x .032").  
**Ground terminals NOT connected.**

**Combination power outlet-inlet.** Snap-in mount. Black thermoplastic, polyamid 6.6. Brass terminals, nickel plated. Quick disconnect terminals, 4.8 x 0.8 mm (.187" x .032").  
**Ground terminals are connected.**

**Approvals:** 1.ASTA 2.CEBC 3.CSA 4.DEMKO 5.PSE(JET) 6.EANSW(DFT) 7.FI 8.GS 9.IMQ 10.JET 11.JIS 12.KEMA 13.NEMKO 14.OVE 15.SAA 16.SABS 17.SEMKO 18.SEV 19.SII 20.UL 21.UTE 22.VDE 23.ISO 24.CCC 25.IRAM 26.BSI




# IEC 60320 C-16 INLETS

IEC 60320 C-16

## 2 Pole 3 Wire Grounding

15 Ampere 250 Volt (UL / CSA); 10 Ampere 250 Volt (International) "CE" MARK



Description	Cat. No.	Approvals		
<p><b>Power inlet.</b> Screw on panel mount, front or rear. Black thermoplastic, polyamid 6.6. Brass terminals and contacts, tin plated. Quick disconnect terminals, 6.3 x 0.8 mm (.250" x .032").</p>	57021	3, 4, 7, 12, 13, 14, 17, 18, 20, 22		<p><b>MOUNTING HOLE</b></p>
<p>Same as inlet No. 57021 except with <b>4.8 x 0.8 mm (.187" x .032") quick disconnect terminals.</b></p>	57025	3, 4, 7, 12, 13, 14, 17, 18, 20, 22	<p><b>TYPICAL</b></p>	<p><b>TYPICAL</b></p>
<p>Same as inlet No. 57021 except with <b>3.5 x 0.8 mm (.138" x .032") solder terminals.</b></p>	57023	3, 4, 7, 12, 13, 14, 17, 18, 20, 22	<p><b>57021, 57025, 57023</b></p>	
<p><b>Power inlet.</b> Snap-in panel mount for 1.5 mm thick panels. Black thermoplastic, polyamid 6.6. Brass terminals and contacts, tin plated. Quick disconnect terminals, 6.3 x 0.8 mm (.250" x .032").</p>	57321	3, 4, 7, 12, 13, 14, 17, 18, 20, 22		<p><b>MOUNTING HOLE</b></p>
<p>Same as inlet No. 57321 except with <b>4.8 x 0.8 mm (.187" x .032") quick disconnect terminals.</b></p>	57325	3, 4, 7, 12, 13, 14, 17, 18, 20, 22	<p><b>TYPICAL</b></p>	<p><b>TYPICAL</b></p>
<p>Same as inlet No. 57321 except with <b>3.5 x 0.8 mm (.138" x .032") solder terminals.</b></p>	57323	3, 4, 7, 12, 13, 14, 17, 18, 20, 22	<p><b>57321, 57325, 57323</b></p>	

All dimensions are in millimeters (1 mm = 0.039")

**Approvals:** 1.ASTA 2.CEBEC 3.CSA 4.DEMKO 5.PSE(JET) 6.EANSW(DFT) 7.FI 8.GS 9.IMQ 10.JET 11.JIS 12.KEMA 13.NEMKO 14.OVE 15.SAA 16.SABS 17.SEMKO 18.SEV 19.SII 20.UL 21.UTE 22.VDE 23.ISO 24.CCC 25.IRAM 26.BSI



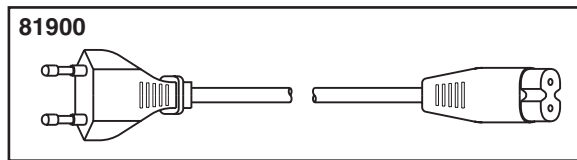
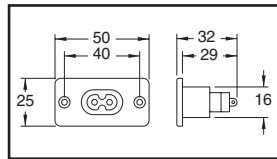
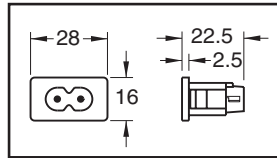
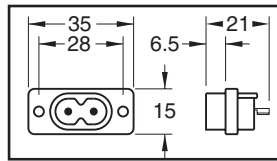


# IEC 60320 C-7 AND C-8 CLASS II 2 Pole 2 Wire, 2.5 Ampere 250 Volt

IEC 60320 C-7, C-8



70°C



**Cat. No. Approvals**

57701	3, 13, 17, 18, 20, 22
57703	3, 13, 17, 18, 20, 22
57702	3, 17, 20, 22
81900	22
83900	1
84900	6
80900	3, 20

**Description**

**C-8 power inlet.** Screw mount. Black thermoplastic. UL 94 V-O, PBT (30% Glassfiber). Solder terminals 1.5 x 2.3 mm. **"CE" MARK**

**C-8 power inlet.** Snap-in mount. Black thermoplastic. UL 94 V-O, PBT (30% Glassfiber). Solder terminals 1.5 x 2.3 mm. **"CE" MARK**

**C-7 outlet.** Bolt in. Panel mount. Black thermoplastic. Solder terminals. **"CE" MARK**

**EUROPLUG detachable cord set.** 1.8 meters long. Black. Rated 2.5 ampere 250 volt. C-7 connector and CEE 7 / 16 plug.

**UNITED KINGDOM detachable cord set.** 1.8 meters long. Black. Rated 2.5 ampere 250 volt. C-7 connector and BS 1363A plug.

**AUSTRALIAN detachable cord set.** 1.8 meters long. Black. Rated 2.5 ampere 250 volt. C-7 connector and Australian plug.

**NEMA 1-15P detachable cord set.** 1.8 meters long. Black. Rated 2.5 ampere 250 volt. C-7 connector and NEMA 1-15 plug.

**NOTE: See cord set section pages 14-26 for mating detachable cords for use in various countries.**

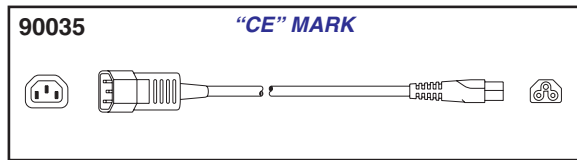
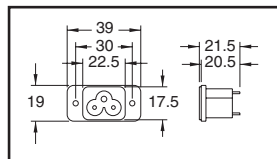
All dimensions are in millimeters (1 mm = 0.039")

# IEC 60320 C-6 INLET 2 Pole 2 Wire, 2.5 Ampere 250 Volt

IEC 60320 C-5, C-6



70°C



**Cat. No. Approvals**

57705	3, 4, 13, 17, 18, 20, 22
90035	3, 20, 22

**Description**

**C-6 power inlet.** Screw mount front or rear. UL 94 V-O rated black thermoplastic. Solder terminals. **"CE" MARK**

**IEC 60320 jumper cord.** C-14 plug, C-5 connector. 10A-250V, 2.5A-250V 18/3 AWG, SJT, 105°C / 1.0 mm H05VV-F. Black. 1.8 meters (6 foot). UL, CSA, VDE approvals. **"CE" MARK**

**NOTE: See cord set section pages 14-26 for mating detachable cords for use in various countries.**

All dimensions are in millimeters (1 mm = 0.039")

**Approvals:** 1.ASTA 2.CEBEC 3.CSA 4.DEMKO 5.PSE(JET) 6.EANSW(DFT) 7.FI 8.GS 9.IMQ 10.JET 11.JIS 12.KEMA 13.NEMKO 14.OVE 15.SAA 16.SABS 17.SEMKO 18.SEV 19.SII 20.UL 21.UTE 22.VDE 23.ISO 24.CCC 25.IRAM 26.BSI

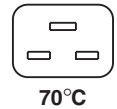


# IEC 60320 C-19 CONNECTORS

IEC 60320 C-19

## 2 Pole 3 Wire Grounding

20 Ampere 250 Volt (UL / CSA); 16 Ampere 250 Volt (International) **"CE" MARK**



Description	Cat. No.	Approvals		
<p><b>Connector body.</b> Black thermoplastic. Screw terminals. Max. cord O.D. - External strain relief = 9 mm (0.354") Max. cord O.D.- Internal cord grip = 10 mm (0.394") Max conductor size accepted by terminals = 4.0 mm (12 AWG) Rating: 20 Amp-250 Volt (UL/CSA),16 Amp-250 Volt (VDE) Connector retaining clamp No. 81154 available (Use with No. 57081 bolt-in type inlet only). Right angle connector available. Cat.# 57090-RA</p>	57090	3, 18, 20, 22		
<p><b>Connector body.</b> Black thermoplastic. Screw terminals. Max. cord O.D. - External strain relief = 9 mm (0.354") Max. cord O.D.- Internal cord grip = 11 mm (0.433") Max conductor size accepted by terminals = 4.0 mm (12 AWG) Rating: 20 Amp-250 Volt (UL/CSA) <b>"CE" MARK</b> Connector retaining clamp No. 81115 available (Use with No. 57081 bolt-in type inlet only).</p>	57090-A	3, 20		
<p><b>Connector body.</b> Black thermoplastic, 65°C. Compression terminals. Max. cord O.D. - External strain relief = 12 mm (0.472") Max. cord O.D.- Internal cord grip = 12 mm (0.472") Max conductor size accepted by terminals = 4.0 mm (12 AWG) Rating: 20 Amp-250 Volt (UL/CSA) Connector retaining clamp No. 81115 available (Use with No. 57081 bolt-in type inlet only).</p>	57090-V	3, 20		
<p><b>Connector body. Heavy duty.</b> Black Nylon, 65°C. Dust/moisture seal provided at cord grip. Cord grip range = 9.0-16.5 mm (0.360-0.655") Clamp type terminals accept 4.0 mm (10 AWG) conductors Rating: 20 Amp-250 Volt (UL/CSA)</p>	57090-M	3, 20		
<p><b>Connector body.</b> Black rubber. Screw terminals. Max. cord O.D. - External strain relief = 11 mm (0.433") Max. cord O.D.- Internal cord grip = 9 mm (0.354") Max conductor size accepted by terminals = 2.5 mm (14 AWG) Rating: 16 Amp-250 Volt (VDE) <b>"CE" MARK</b></p>	57091	22		

**NOTE: See pages 38-39 for molded cord sets with C-19/C-20 connectors.**

All dimensions are in millimeters (1 mm = 0.039")

**Approvals:** 1.ASTA 2.CEBC 3.CSA 4.DEMKO 5.PSE(JET) 6.EANSW(DFT) 7.FI 8.GS 9.IMQ 10.JET 11.JIS 12.KEMA 13.NEMKO 14.OVE 15.SAA 16.SABS 17.SEMKO 18.SEV 19.SII 20.UL 21.UTE 22.VDE 23.ISO 24.CCC 25.IRAM 26.BSI

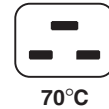



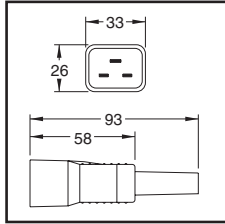

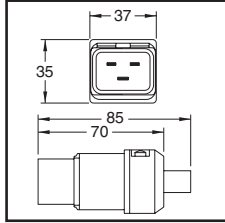
# IEC 60320 C-20 PLUGS

## 2 Pole 3 Wire Grounding

20 Ampere 250 Volt (UL / CSA); 16 Ampere 250 Volt (International) **"CE" MARK**

IEC 60320 C-20



		Cat. No.	Approvals	Description
 <p><b>57110</b></p>		57110	3, 18, 20, 22	<p><b>Attachment plug.</b>                      Black thermoplastic.                      Screw terminals.                      Max. cord O.D. - External strain relief = 9 mm (0.354")                      Max. cord O.D.- Internal cord grip = 10 mm (0.394")                      Max conductor size accepted by terminals = 4.0 mm (12 AWG)                      Rating: 20 Amp-250 Volt (UL/CSA), 16 Amp-250 Volt (VDE)  <b>"CE" MARK</b>                      Connector retaining clamp No. 81154 available (Use with No. 57100 bolt-in type inlet only).                      Right angle plug available. Cat. # 57110-RA</p>
 <p><b>57110-V</b></p>		57110-V	3, 20	<p><b>Attachment plug.</b>                      Black thermoplastic, 65°C.                      Compression terminals.                      Max. cord O.D. - External strain relief = 12 mm (0.472")                      Max. cord O.D.- Internal cord grip = 12 mm (0.472")                      Max conductor size accepted by terminals = 4.0 mm (12 AWG)                      Rating: 20 Amp-250 Volt (UL/CSA)</p>

All dimensions are in millimeters (1 mm = 0.039")

**NOTE: See pages 38-39 for molded cord sets with C-19/C-20 connectors.**

**Approvals:** 1.ASTA 2.CEBEC 3.CSA 4.DEMKO 5.PSE(JET) 6.EANSW(DFT) 7.FI 8.GS 9.IMQ 10.JET 11.JIS 12.KEMA 13.NEMKO 14.OVE 15.SAA 16.SABS 17.SEMKO 18.SEV 19.SII 20.UL 21.UTE 22.VDE 23.ISO 24.CCC 25.IRAM 26.BSI




# IEC 60320 C-20 INLETS

## 2 Pole 3 Wire Grounding

IEC 60320 C-20

20 Amp 125 Volt, 16 Amp 250 Volt (UL / CSA); 16 Amp 250 Volt (Int'l) "CE" MARK



Description	Cat. No.	Approvals	Image	Diagram
<p><b>Power inlet, IEC 60320 C-20.</b> Screw on panel mount. Black thermoplastic, UL 94 V-O. Brass terminals and contacts, nickel plated. <b>Quick disconnect terminals, 6.3 x 0.8 mm (.250" x .032").</b></p> <p>UL / CSA rated: 20 ampere 125 volt 16 ampere 250 volt VDE, SEMKO, SEV, NEMKO, DEMKO, FI, SETI, KEMA rated: 16 ampere 250 volt</p>	57081	3, 4, 7, 12, 13, 17, 18, 20, 22		
<p>Same as inlet No. 57081 except with <b>4.0 x 0.8 mm (.157" x .032") solder terminals.</b></p>	57082	3, 4, 7, 12, 13, 17, 18, 20, 22		<p>TYPICAL</p> <p>57081, 57082</p>
<p><b>Power inlet, IEC 60320 C-20.</b> Screw on panel mount. Black thermoplastic. Brass terminals and contacts, nickel plated. Screw / compression terminals.</p> <p>UL / CSA rated: 20 ampere 125 volt 20 ampere 250 volt VDE rated: 16 ampere 250 volt</p>	57080	3, 18, 20, 22		
				<p>57080</p>

All dimensions are in millimeters (1 mm = 0.039")

**Approvals:** 1.ASTA 2.CEBEC 3.CSA 4.DEMKO 5.PSE(JET) 6.EANSW(DFT) 7.FI 8.GS 9.IMQ 10.JET 11.JIS 12.KEMA 13.NEMKO 14.OVE 15.SAA 16.SABS 17.SEMKO 18.SEV 19.SII 20.UL 21.UTE 22.VDE 23.ISO 24.CCC 25.IRAM 26.BSI

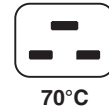


# IEC 60320 C-20 INLETS

## 2 Pole 3 Wire Grounding

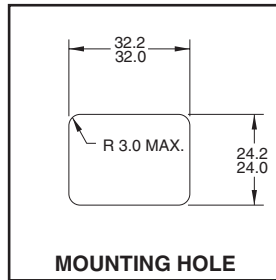
20 Amp 125 Volt, 20 Amp 250 Volt (UL / CSA); 16 Amp 250 Volt (Int'l) "CE" MARK

IEC 60320 C-20



Cat. No. Approvals

Description



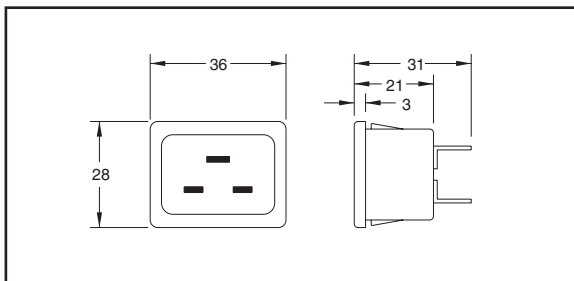
57740

3, 20, 22

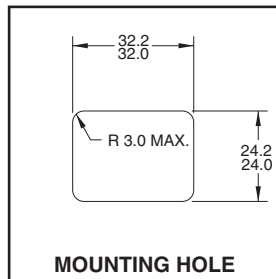
**Power inlet, IEC 60320 C-20.** Snap-in mount to 1.5 mm thick panels. Black thermoplastic. Brass terminals and contacts, nickel plated. **Quick disconnect terminals, 6.3 x 0.8 mm (.250" x .032").**

UL / CSA rated: 20 ampere 125 volt  
20 ampere 250 volt  
VDE rated: 16 ampere 250 volt

**NOTE:** Snap-in models available for different panel thicknesses.



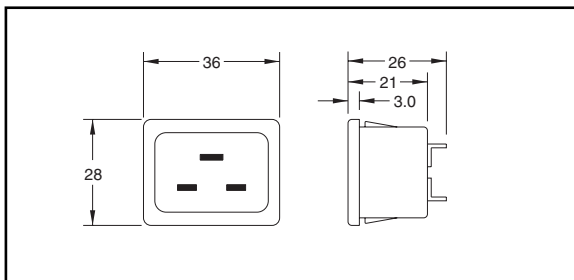
57740



57745

3, 20, 22

Same as inlet No. 57740 except with **4.0 x 0.8 mm (.157" x .032") solder terminals.**



57745

All dimensions are in millimeters (1 mm = 0.039")

**Approvals:** 1.ASTA 2.CEBEC 3.CSA 4.DEMKO 5.PSE(JET) 6.EANSW(DFT) 7.FI 8.GS 9.IMQ 10.JET 11.JIS 12.KEMA 13.NEMKO 14.OVE 15.SAA 16.SABS 17.SEMKO 18.SEV 19.SII 20.UL 21.UTE 22.VDE 23.ISO 24.CCC 25.IRAM 26.BSI



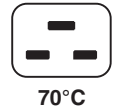


# IEC 60320 C-20 POWER ENTRY MODULES

IEC 60320 C-20

## 2 Pole 3 Wire Grounding

20 Amp 125 Volt, 20 Amp 250 Volt (UL / CSA); 16 Amp 250 Volt (Int'l) **"CE" MARK**



Description	Cat. No.	Approvals	Image	Mounting Hole Diagram
<p><b>Power entry module. Integral double pole (DPST) on/off switch.</b> Screw mount from front or back. 6.3 x 0.8 mm (.250" x .032") quick connect terminals. Black UL 94 V-0 thermoplastic body.</p> <p>Rated 20 Ampere -125 Volt, 20 Ampere - 250 Volt (UL/CSA), 16 Ampere - 250 Volt (International).</p>	57730	3, 20, 22		<p><b>MOUNTING HOLE</b></p>
<p><b>Power entry module. Integral double pole (DPST) on/off switch.</b> Snap-in mount to 1.5 mm thick panels. 6.3 x 0.8 mm (.250" x .032") quick connect terminals. Black UL 94 V-0 thermoplastic body.</p> <p>Rated 20 Ampere -125 Volt, 20 Ampere - 250 Volt (UL/CSA), 16 Ampere - 250 Volt (International).</p> <p><b>NOTE:</b> Snap-in models available for different panel thicknesses.</p>	57735	3, 20, 22		<p><b>MOUNTING HOLE</b></p>
			<p><b>57730</b></p>	
			<p><b>57735</b></p>	

All dimensions are in millimeters (1 mm = 0.039")

**Approvals:** 1.ASTA 2.CEBEC 3.CSA 4.DEMKO 5.PSE(JET) 6.EANSW(DFT) 7.FI 8.GS 9.IMQ 10.JET 11.JIS 12.KEMA 13.NEMKO 14.OVE 15.SAA 16.SABS 17.SEMKO 18.SEV 19.SII 20.UL 21.UTE 22.VDE 23.ISO 24.CCC 25.IRAM 26.BSI

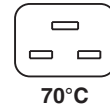


# IEC 60320 C-19 OUTLETS

IEC 60320 C-19

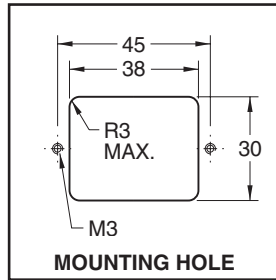
## 2 Pole 3 Wire Grounding

20 Amp 125 Volt, 20 Amp 250 Volt (UL / CSA); 16 Amp 250 Volt (Int'l) **"CE" MARK**



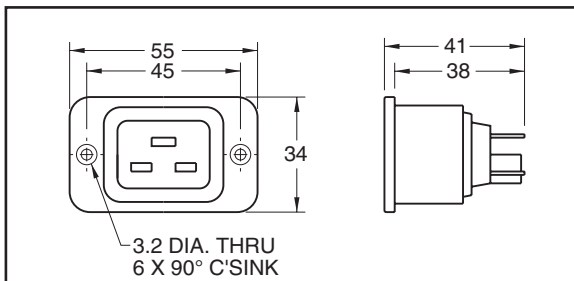
Cat. No. Approvals

Description



57100 3, 17, 18, 20, 22

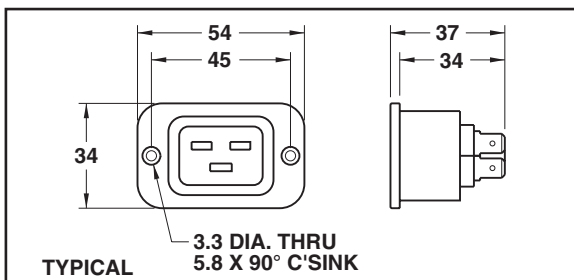
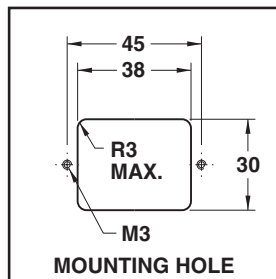
**Power outlet.** Screw on panel mount. Black thermoplastic. Brass **horizontal terminals** and contacts, nickel plated. Quick disconnect terminals, 6.3 x 0.8 mm (.250" x .032").  
 UL / CSA rated: 20 ampere 125 volt  
 20 ampere 250 volt  
 VDE rated: 16 ampere 250 volt  
**NOTE: Available with screw terminals.**  
 Catalog number 57100-A  
 Rated: 16 ampere 250 volts.  
 European approvals only.



57100

57105 3, 7, 17, 18, 20, 22

**Power outlet.** Screw on panel mount. Black thermoplastic. Brass **vertical terminals** and contacts, nickel plated. Quick disconnect terminals, 6.3 x 0.8 mm (.250" x .032").  
 UL / CSA rated: 20 ampere 125 volt  
 16 ampere 250 volt  
 VDE rated: 16 ampere 250 volt



57105, 57107

57107 3, 7, 17, 18, 20, 22

**Power outlet.** Screw on panel mount. Black thermoplastic. Brass vertical terminals and contacts, nickel plated. **4.0 x 0.8 mm (.157" x .032") quick disconnect / solder terminals.**  
 UL / CSA rated: 20 ampere 125 volt  
 16 ampere 250 volt  
 VDE rated: 16 ampere 250 volt

All dimensions are in millimeters (1 mm = 0.039")

**Approvals:** 1.ASTA 2.CEBEC 3.CSA 4.DEMKO 5.PSE(JET) 6.EANSW(DFT) 7.FI 8.GS 9.IMQ 10.JET 11.JIS 12.KEMA 13.NEMKO 14.OVE 15.SAA 16.SABS 17.SEMKO 18.SEV 19.SII 20.UL 21.UTE 22.VDE 23.ISO 24.CCC 25.IRAM 26.BSI

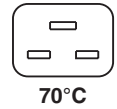


# IEC 60320 C-19 OUTLETS

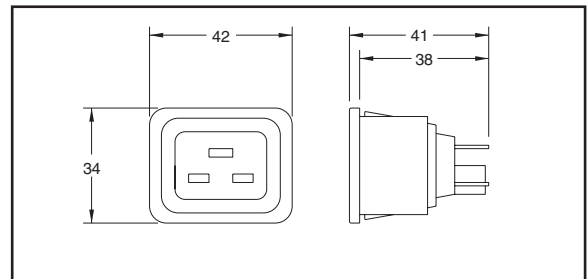
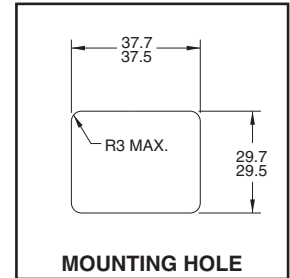
IEC 60320 C-19

## 2 Pole 3 Wire Grounding

20 Amp 125 Volt, 20 Amp 250 Volt (UL / CSA); 16 Amp 250 Volt (Int'l) "CE" MARK



Description	Cat. No.	Approvals
<p><b>Power outlet.</b> Snap-in mount to 1.5 mm panels. Black thermoplastic. Brass <b>horizontal terminals</b> and contacts, nickel plated. Quick disconnect terminals, 6.3 x 0.8 mm (.250" x .032").</p> <p>UL / CSA rated: 20 ampere 125 volt 20 ampere 250 volt VDE rated: 16 ampere 250 volt</p> <p><b>NOTE:</b> Snap-in models available for different panel thicknesses.</p>	57103	3, 20, 22



All dimensions are in millimeters (1 mm = 0.039")

**Approvals:** 1.ASTA 2.CEBEC 3.CSA 4.DEMKO 5.PSE(JET) 6.EANSW(DFT) 7.FI 8.GS 9.IMQ 10.JET 11.JIS 12.KEMA 13.NEMKO 14.OVE 15.SAA 16.SABS 17.SEMKO 18.SEV 19.SII 20.UL 21.UTE 22.VDE 23.ISO 24.CCC 25.IRAM 26.BSI



© 2004 International Configurations, Inc. Entire contents of this catalog copyrighted. [www.InternationalConfig.com](http://www.InternationalConfig.com)


International Configurations, Inc. • P.O. Box 3374 • Enfield, Connecticut 06083 • TEL (860) 749-6380 • FAX (860) 749-2985 151

# NOTES

---



# INTERNATIONAL



## ***NEMA WIRING DEVICES LOCKING AND STRAIGHT BLADE***




© 2004 International Configurations, Inc. Entire contents of this catalog copyrighted. [www.InternationalConfig.com](http://www.InternationalConfig.com)

International Configurations, Inc. • P.O. Box 3374 • Enfield, Connecticut 06083 • TEL (860) 749-6380 • FAX (860) 749-2985 153

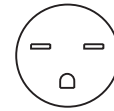


# HOSPITAL GRADE DEVICES

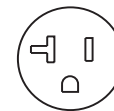
## 2 Pole 3 Wire Grounding



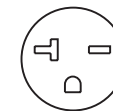
NEMA 5-15



NEMA 6-15



NEMA 5-20



NEMA 6-20



Duplex Receptacle



Single Receptacle



Single Receptacle



Straight Plug



Angle Plug



Connector

CONFIGURATION	RATING	CATALOG NUMBER	APP'LS.	DWG. PAGE
NEMA 5-15R	15A 125V	<b>8200-I</b>	3, 20	250
NEMA 6-15R	15A 250V	<b>Use 8800-I</b>	--	252
NEMA 5-20R	20A 125V	<b>8300-I</b>	20	251
NEMA 6-20R	20A 250V	<b>8800-I</b>	20	252
NEMA 5-15R	15A 125V	<b>8201-I</b>	3, 20	251
NEMA 6-15R	15A 250V	<b>Use 8801-I</b>	--	252
NEMA 5-20R	20A 125V	<b>8301-I</b>	20	251
NEMA 6-20R	20A 250V	<b>8801-I</b>	20	252
NEMA 5-15R	15A 125V	<b>8284-I</b>	3, 20	251
NEMA 6-15R	--	--	--	--
NEMA 5-20R	20A 125V	<b>8384-I</b>	20	251
NEMA 6-20R	--	--	--	--
NEMA 5-15P	15A 125V	<b>5266-XHG</b> <b>8115 *</b>	3, 20	224 250
NEMA 6-15P	15A 250V	<b>5666-XHG</b>	3, 20	228
NEMA 5-20P	20A 125V	<b>5366-XHG</b>	3, 20	226
NEMA 6-20P	20A 250V	<b>5466-XHG</b>	3, 20	227
NEMA 5-15P	15A 125V	<b>5266-HGAN</b>	3, 20	223
NEMA 6-15P	15A 250V	<b>5666-SSAN</b>	3, 20	228
NEMA 5-20P	20A 125V	<b>5366-HGAN</b>	20	226
NEMA 6-20P	20A 250V	<b>5466-SSAN</b>	20	227
NEMA 5-15R	15A 125V	<b>5269-XHG</b> <b>8119 *</b>	3, 20	224 250
NEMA 6-15R	15A 250V	<b>5669-XHG</b>	3, 20	229
NEMA 5-20R	20A 125V	<b>5369-XHG</b>	20	226
NEMA 6-20R	20A 250V	<b>5469-XHG</b>	20	227

Description

**Duplex receptacle, ivory.**  
Hospital grade.  
Back and side wired.  
Nylon face.  
Automatic grounding.  
Available in other colors.

**Single receptacle, ivory.**  
Hospital grade.  
Back and side wired.  
Nylon face.  
Automatic grounding.  
Available in other colors.

**Single receptacle panel mount, ivory.**  
Hospital grade.  
Back and side wired.  
Nylon face.  
Automatic grounding.  
Available in other colors.

**Straight plug.**  
Hospital grade.  
Black cover with clear "see-through" body.  
Back wired design. 18-10 AWG  
Impact resistant nylon.  
Cord grip range 0.300"-0.655".  
\* White, cord grip range 0.230"-0.630".

**Angle plug.**  
Hospital grade.  
Back wired design.  
Impact resistant nylon.  
Cord grip range 0.300"-0.655".

**Straight connector.**  
Hospital grade.  
Black cover with clear "see-through" body.  
Back wired design. 18-10 AWG  
Impact resistant nylon.  
Cord grip range 0.300"-0.655".  
\* White, cord grip range 0.230"-0.630".

**NOTE: See page 155 for additional "Hospital Grade" devices.**

**Approvals:** 1.ASTA 2.CEBEC 3.CSA 4.DEMKO 5.PSE(JET) 6.EANSW(DFT) 7.FI 8.GS 9.IMQ 10.JET 11.JIS 12.KEMA 13.NEMKO 14.OVE 15.SAA 16.SABS 17.SEMKO 18.SEV 19.SII 20.UL 21.UTE 22.VDE 23.ISO 24.CCC 25.IRAM 26.BSI



# NEMA 5-15 STRAIGHT BLADE DEVICES

## 2 Pole 3 Wire Grounding









15 Ampere 125 Volt



NEMA 5-15R



NEMA 5-15P

Description	Cat. No.	Approvals	Drawing		
<b>Duplex receptacle.</b> Ivory. Side wired. Nylon face. Automatic grounding.	5242-I	3, 20	Pg. 223		
Same as receptacle No. 5242-I except <b>brown.</b>	5242	3, 20	Pg. 223		
<b>Duplex receptacle.</b> Ivory. Side wired. Thermoplastic face. Commercial grade.	3232-I	20	Pg. 221	<b>5242-I</b>	<b>8200-I</b>
<b>Duplex receptacle.</b> Ivory. Back and side wired. Hospital grade. Nylon face. Automatic grounding.	8200-I	3, 20	Pg. 250		
<b>Stainless steel wall plate</b> for duplex receptacles. Type 302 SS.	93101	3, 20	Pg. 257		
<b>Single receptacle.</b> Ivory. Side wired. Nylon face.	5251-I	20	Pg. 223	<b>5251-I</b>	<b>8201-I</b>
<b>Single receptacle.</b> Ivory. Back and side wired. Hospital grade. Nylon face. Automatic grounding.	8201-I	3, 20	Pg. 251		
<b>Stainless steel wall plate</b> for single receptacles. Type 302 SS.	93091	3, 20	Pg. 257		
<b>Single receptacle.</b> Ivory. Panel mount design. Side wired.	5258-I	3, 20	Pg. 223	<b>5258-I</b>	<b>8284-I</b>
Same as receptacle No. 5258-I except <b>brown.</b>	5258	3, 20	Pg. 223		
<b>Single receptacle.</b> Ivory. Panel mount, back and side wired. Hospital grade. Nylon face.	8284-I	3, 20	Pg. 251		
<b>Adapter.</b> Allows 2 pole 3 wire NEMA 5-15P plugs to mate with 2 pole 2 wire NEMA 1-15R receptacles.	30500				
<b>Single receptacle.</b> Black. Snap-in panel mount. See drawings for terminal variations.	4300.0701	3, 20	Pg. 221	<b>30500</b>	<b>4300.0701</b>
	4300.0702	3, 20	Pg. 222		<b>4300.0702</b>
	4300.0703	3, 20	Pg. 222		

**NOTE: See page 154 for additional "Hospital Grade" devices.**


**Approvals:** 1.ASTA 2.CEBEC 3.CSA 4.DEMKO 5.PSE(JET) 6.EANSW(DFT) 7.FI 8.GS 9.IMQ 10.JET 11.JIS 12.KEMA 13.NEMKO 14.OVE 15.SAA 16.SABS 17.SEMKO 18.SEV 19.SII 20.UL 21.UTE 22.VDE 23.ISO 24.CCC 25.IRAM 26.BSI




# NEMA 5-15 STRAIGHT BLADE DEVICES

## 2 Pole 3 Wire Grounding









15 Ampere 125 Volt



NEMA 5-15R



NEMA 5-15P

		Cat. No.	Approvals	Drawing	Description
		5266-X	3, 20	Pg. 224	<b>Straight plug, specification grade.</b> Black. Back wired. Impact resistant nylon. Cord grip range 0.300" - 0.655". Terminals accept #18-#10 AWG conductors.
5266-X	5266-XHG	5276-BK	3, 20	Pg. 224	<b>Straight plug, commercial grade.</b> Black. Impact resistant nylon. Cord grip range 0.230" - 0.625".
		5266-XHG	3, 20	Pg. 224	<b>Straight plug, specification grade.</b> Black. Back wired. Impact resistant nylon. Hospital grade. Clear "see-through" body. Cord grip range 0.300" - 0.655". Terminals accept #18-#10 AWG conductors.
		5266-SSAN	3, 20	Pg. 224	<b>Angle plug, specification grade.</b> Black. Back wired. Impact resistant nylon. Cord grip range 0.300" - 0.656".
5266-SSAN	5266-HGAN	5266-HGAN	3, 20	Pg. 223	<b>Angle plug, specification grade.</b> Gray. Back wired. Impact resistant nylon. Hospital grade. Clear "see-through" cover. Cord grip range 0.300" - 0.656".
		5269-X	3, 20	Pg. 224	<b>Straight connector, specification grade.</b> Black. Back wired. Impact resistant nylon. Cord grip range 0.300" - 0.655". Terminals accept #18-#10 AWG conductors.
5269-X	5269-XHG	5296-BK	3, 20	Pg. 225	<b>Straight connector, commercial grade.</b> Black. Impact resistant nylon. Cord grip range 0.230" - 0.625".
		5269-XHG	3, 20	Pg. 224	<b>Straight connector, specification grade.</b> Black. Back wired. Impact resistant nylon. Hospital grade. Clear "see-through" body. Cord grip range 0.300" - 0.655". Terminals accept #18-#10 AWG conductors.
		5278-SS	3, 20	Pg. 224	<b>Flanged inlet, specification grade.</b> Gray. Flush mount design. Back wired.
5278-SS	5279-SS	5279-SS	3, 20	Pg. 224	<b>Flanged outlet, specification grade.</b> Gray. Flush mount design. Back wired.

**NOTE: See page 154 for additional "Hospital Grade" devices.**

**Approvals:** 1.ASTA 2.CEBEC 3.CSA 4.DEMKO 5.PSE(JET) 6.EANSW(DFT) 7.FI 8.GS 9.IMQ 10.JET 11.JIS 12.KEMA 13.NEMKO 14.OVE 15.SAA 16.SABS 17.SEMKO 18.SEV 19.SII 20.UL 21.UTE 22.VDE 23.ISO 24.CCC 25.IRAM 26.BSI



# NEMA 6-15 STRAIGHT BLADE DEVICES

## 2 Pole 3 Wire Grounding

15 Ampere 250 Volt



NEMA 6-15R



NEMA 6-15P

Description	Cat. No.	Approvals	Drawing
<b>Duplex receptacle.</b> Ivory. Side wired. Nylon face. Automatic grounding.	5642-I	3, 20	Pg. 228
<b>Stainless steel wall plate</b> for duplex receptacles. Type 302 SS.	93101	3, 20	Pg. 257
<b>Single receptacle.</b> Ivory. Side wired. Nylon face.	5651-I	20	Pg. 228
<b>Stainless steel wall plate</b> for single receptacles. Type 302 SS.	93091	3, 20	Pg. 257
<b>Single receptacle.</b> Ivory. Panel mount design. Side wired.	5658-I	3, 20	Pg. 228
Same as receptacle No. 5658-I except <b>brown.</b>	5658	3, 20	Pg. 228



5642-I



5651-I



5658-I

**NOTE: See page 154 for additional "Hospital Grade" devices.**

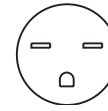
**Approvals:** 1.ASTA 2.CEBEC 3.CSA 4.DEMKO 5.PSE(JET) 6.EANSW(DFT) 7.FI 8.GS 9.IMQ 10.JET 11.JIS 12.KEMA 13.NEMKO 14.OVE 15.SAA 16.SABS 17.SEMKO 18.SEV 19.SII 20.UL 21.UTE 22.VDE 23.ISO 24.CCC 25.IRAM 26.BSI




# NEMA 6-15 STRAIGHT BLADE DEVICES

## 2 Pole 3 Wire Grounding








15 Ampere 250 Volt



NEMA 6-15R



NEMA 6-15P

		Cat. No.	Approvals	Drawing	Description
		5666-X	3, 20	Pg. 228	<b>Straight plug, specification grade.</b> Black. Back wired. Impact resistant nylon. Cord grip range 0.300" - 0.655". Terminals accept #18-#10 AWG conductors.
<b>5666-X</b>	<b>5666-XHG</b>	5666-BK	3, 20	Pg. 228	<b>Straight plug, commercial grade.</b> Black. Impact resistant nylon. Cord grip range 0.230" - 0.625".
		5666-XHG	3, 20	Pg. 228	<b>Straight plug, specification grade.</b> Black. Back wired. Impact resistant nylon. Hospital grade. Clear "see-through" body. Cord grip range 0.300" - 0.655". Terminals accept #18-#10 AWG conductors.
		5666-SSAN	3, 20	Pg. 228	<b>Angle plug, specification grade.</b> Black. Back wired. Impact resistant nylon. Cord grip range 0.300" - 0.656". Hospital grade.
<b>5666-SSAN</b>		5669-X	3, 20	Pg. 229	<b>Straight connector, specification grade.</b> Black. Back wired. Impact resistant nylon. Cord grip range 0.300" - 0.655". Terminals accept #18-#10 AWG conductors.
		5669-BK	3, 20	Pg. 229	<b>Straight connector, commercial grade.</b> Black. Impact resistant nylon. Cord grip range 0.230" - 0.625".
<b>5669-X</b>	<b>5669-XHG</b>	5669-XHG	3, 20	Pg. 229	<b>Straight connector, specification grade.</b> Black. Back wired. Impact resistant nylon. Hospital grade. Clear "see-through" body. Cord grip range 0.300" - 0.655". Terminals accept #18-#10 AWG conductors.
		5678-SS	3, 20	Pg. 229	<b>Flanged inlet, specification grade.</b> Gray. Flush mount design. Back wired.
<b>5678-SS</b>	<b>5679-SS</b>	5679-SS	3, 20	Pg. 229	<b>Flanged outlet, specification grade.</b> Gray. Flush mount design. Back wired.

**NOTE: See page 154 for additional "Hospital Grade" devices.**

**Approvals:** 1.ASTA 2.CEBEC 3.CSA 4.DEMKO 5.PSE(JET) 6.EANSW(DFT) 7.FI 8.GS 9.IMQ 10.JET 11.JIS 12.KEMA 13.NEMKO 14.OVE 15.SAA 16.SABS 17.SEMKO 18.SEV 19.SII 20.UL 21.UTE 22.VDE 23.ISO 24.CCC 25.IRAM 26.BSI

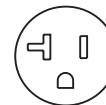




# NEMA 5-20 STRAIGHT BLADE DEVICES

## 2 Pole 3 Wire Grounding

20 Ampere 125 Volt



NEMA 5-20R



NEMA 5-20P

Description	Cat. No.	Approvals	Drawing
<b>Duplex receptacle.</b> Ivory. Side wired. Nylon face. Automatic grounding.	5342-I	20	Pg. 225
Same as receptacle No. 5342-I except <b>brown.</b>	5342	20	Pg. 225
<b>Duplex receptacle.</b> Ivory. Back and side wired. Hospital grade. Nylon face. Automatic grounding.	8300-I	20	Pg. 251
<b>Stainless steel wall plate</b> for duplex receptacles. Type 302 SS.	93101	3, 20	Pg. 257
<b>Single receptacle.</b> Ivory. Side wired. Nylon face.	5351-I	20	Pg. 225
<b>Single receptacle.</b> Ivory. Back and side wired. Hospital grade. Nylon face. Automatic grounding.	8301-I	20	Pg. 251
<b>Stainless steel wall plate</b> for single receptacles. Type 302 SS.	93091	3, 20	Pg. 257
<b>Single receptacle.</b> Ivory. Panel mount design. Side wired.	5358-I	20	Pg. 226
Same as receptacle No. 5358-I except <b>brown.</b>	5358	20	Pg. 225
<b>Single receptacle.</b> Ivory. Panel mount, back and side wired. Hospital grade. Nylon face. Automatic grounding.	8384-I	20	Pg. 251




5342-I



8300-I



5351-I



8301-I



5358-I



8384-I

**NOTE: See page 154 for additional "Hospital Grade" devices.**

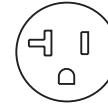
**Approvals:** 1.ASTA 2.CEBEC 3.CSA 4.DEMKO 5.PSE(JET) 6.EANSW(DFT) 7.FI 8.GS 9.IMQ 10.JET 11.JIS 12.KEMA 13.NEMKO 14.OVE 15.SAA 16.SABS 17.SEMKO 18.SEV 19.SII 20.UL 21.UTE 22.VDE 23.ISO 24.CCC 25.IRAM 26.BSI




# NEMA 5-20 STRAIGHT BLADE DEVICES

## 2 Pole 3 Wire Grounding









20 Ampere 125 Volt



NEMA 5-20R



NEMA 5-20P

		Cat. No.	Approvals	Drawing	Description
		5366-X	3, 20	Pg. 226	<b>Straight plug, specification grade.</b> Black. Back wired. Impact resistant nylon. Cord grip range 0.300" - 0.655". Terminals accept #18-#10 AWG conductors.
5366-X	5366-XHG	5765-BK	3, 20	Pg. 229	<b>Straight plug, commercial grade.</b> Black. Impact resistant nylon. Cord grip range 0.230" - 0.625".
		5366-XHG	3, 20	Pg. 226	<b>Straight plug, specification grade.</b> Black. Back wired. Impact resistant nylon. Hospital grade. Clear "see-through" body. Cord grip range 0.300" - 0.655". Terminals accept #18-#10 AWG conductors.
		5366-SSAN	3, 20	Pg. 226	<b>Angle plug, specification grade.</b> Black. Back wired. Impact resistant nylon. Cord grip range 0.300" - 0.656".
5366-SSAN	5366-HGAN	5366-HGAN	3, 20	Pg. 226	<b>Angle plug, specification grade.</b> Gray. Back wired. Impact resistant nylon. Hospital grade. Clear "see-through" cover. Cord grip range 0.300" - 0.656".
		5369-X	20	Pg. 226	<b>Straight connector, specification grade.</b> Black. Back wired. Impact resistant nylon. Cord grip range 0.300" - 0.655". Terminals accept #18-#10 AWG conductors.
5369-X	5369-XHG	5374-BK	3, 20	Pg. 226	<b>Straight connector, commercial grade.</b> Black. Impact resistant nylon. Cord grip range 0.230" - 0.625".
		5369-XHG	20	Pg. 226	<b>Straight connector, specification grade.</b> Black. Back wired. Impact resistant nylon. Hospital grade. Clear "see-through" body. Cord grip range 0.300" - 0.655". Terminals accept #18-#10 AWG conductors.
		5378-SS	20	Pg. 226	<b>Flanged inlet, specification grade.</b> Gray. Flush mount design. Back wired.
5378-SS	5379-SS	5379-SS	20	Pg. 226	<b>Flanged outlet, specification grade.</b> Gray. Flush mount design. Back wired.

**NOTE: See page 154 for additional "Hospital Grade" devices.**

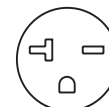
**Approvals:** 1.ASTA 2.CEBEC 3.CSA 4.DEMKO 5.PSE(JET) 6.EANSW(DFT) 7.FI 8.GS 9.IMQ 10.JET 11.JIS 12.KEMA 13.NEMKO 14.OVE 15.SAA 16.SABS 17.SEMKO 18.SEV 19.SII 20.UL 21.UTE 22.VDE 23.ISO 24.CCC 25.IRAM 26.BSI



# NEMA 6-20 STRAIGHT BLADE DEVICES

## 2 Pole 3 Wire Grounding

20 Ampere 250 Volt



NEMA 6-20R




NEMA 6-20P


Description	Cat. No.	Approvals	Drawing
<b>Duplex receptacle.</b> Ivory. Back and side wired. Nylon face. Automatic grounding.	5862-I	20	Pg. 229
<b>Duplex receptacle.</b> Ivory. Back and side wired. Hospital grade. Nylon face. Automatic grounding.	8800-I	20	Pg. 252
<b>Stainless steel wall plate</b> for duplex receptacles. Type 302 SS.	93101	3, 20	Pg. 257
<b>Single receptacle.</b> Ivory. Side wired. Nylon face.	5851-I	20	Pg. 229
<b>Single receptacle.</b> Ivory. Back and side wired. Hospital grade. Nylon face. Automatic grounding.	8801-I	20	Pg. 252
<b>Stainless steel wall plate</b> for single receptacles. Type 302 SS.	93091	3, 20	Pg. 257
<b>Single receptacle.</b> Ivory. Panel mount design. Side wired.	5858-I	20	Pg. 229
Same as receptacle No. 5858-I except <b>brown.</b>	5858	20	Pg. 229




5862-I



8800-I



5851-I



8801-I



5858-I

**NOTE: See page 154 for additional "Hospital Grade" devices.**

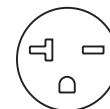
**Approvals:** 1.ASTA 2.CEBEC 3.CSA 4.DEMKO 5.PSE(JET) 6.EANSW(DFT) 7.FI 8.GS 9.IMQ 10.JET 11.JIS 12.KEMA 13.NEMKO 14.OVE 15.SAA 16.SABS 17.SEMKO 18.SEV 19.SII 20.UL 21.UTE 22.VDE 23.ISO 24.CCC 25.IRAM 26.BSI



# NEMA 6-20 STRAIGHT BLADE DEVICES

## 2 Pole 3 Wire Grounding








20 Ampere 250 Volt



NEMA 6-20R



NEMA 6-20P

		Cat. No.	Approvals	Drawing	Description
		5466-X	3, 20	Pg. 227	<b>Straight plug, specification grade.</b> Black. Back wired. Impact resistant nylon. Cord grip range 0.300" - 0.655". Terminals accept #18-#10 AWG conductors.
5466-X	5466-XHG	5864-BK	3, 20	Pg. 230	<b>Straight plug, commercial grade.</b> Black. Impact resistant nylon. Cord grip range 0.230" - 0.625".
		5466-XHG	3, 20	Pg. 227	<b>Straight plug, specification grade.</b> Black. Back wired. Impact resistant nylon. Hospital grade. Clear "see-through" body. Cord grip range 0.300" - 0.655". Terminals accept #18-#10 AWG conductors.
		5466-SSAN	3, 20	Pg. 227	<b>Angle plug, specification grade.</b> Black. Back wired. Impact resistant nylon. Cord grip range 0.300" - 0.656". Hospital grade.
5466-SSAN		5469-X	20	Pg. 227	<b>Straight connector, specification grade.</b> Black. Back wired. Impact resistant nylon. Cord grip range 0.300" - 0.655". Terminals accept #18-#10 AWG conductors.
		5866-BK	20	Pg. 230	<b>Straight connector, commercial grade.</b> Black. Impact resistant nylon. Cord grip range 0.230" - 0.625".
5469-X	5469-XHG	5469-XHG	20	Pg. 227	<b>Straight connector, specification grade.</b> Black. Back wired. Impact resistant nylon. Hospital grade. Clear "see-through" body. Cord grip range 0.300" - 0.655". Terminals accept #18-#10 AWG conductors.
		5478-SS	20	Pg. 227	<b>Flanged inlet, specification grade.</b> Gray. Flush mount design. Back wired.
5478-SS	5479-SS	5479-SS	20	Pg. 227	<b>Flanged outlet, specification grade.</b> Gray. Flush mount design. Back wired.

**NOTE: See page 154 for additional "Hospital Grade" devices.**

**Approvals:** 1.ASTA 2.CEBEC 3.CSA 4.DEMKO 5.PSE(JET) 6.EANSW(DFT) 7.FI 8.GS 9.IMQ 10.JET 11.JIS 12.KEMA 13.NEMKO 14.OVE 15.SAA 16.SABS 17.SEMKO 18.SEV 19.SII 20.UL 21.UTE 22.VDE 23.ISO 24.CCC 25.IRAM 26.BSI










# NEMA L5-15 LOCKING DEVICES

## 2 Pole 3 Wire Grounding

15 Ampere 125 Volt



NEMA L5-15R NEMA L5-15P

Description	Cat. No.	Approvals	Drawing		
<b>Duplex receptacle.</b> Brown. Back and side wired.	4700	3, 20	Pg. 222		
				<b>4700</b>	<b>4710</b>
<b>Stainless steel wall plate</b> for duplex receptacles. Type 302 SS.	93101	3, 20	Pg. 257		
<b>Single receptacle.</b> Brown. Back and side wired.	4710	3, 20	Pg. 222		
<b>Stainless steel wall plate</b> for single receptacles. Type 302 SS.	93091	3, 20	Pg. 257		
				<b>L515-P</b>	<b>4720-SSAN</b>
<b>Straight plug.</b> Black. Back wired. Impact resistant nylon. Cord grip range 0.300" - 0.655". Terminals accept #18-#10 AWG conductors. <b>NOTE:</b> See page 31 for cord sets with molded on NEMA L5-15P plugs.	L515-P	3, 20	Pg. 259		
<b>Angle plug.</b> Gray. Back wired. Impact resistant nylon. Cord grip range 0.230" - 0.655".	4720-SSAN	3, 20	Pg. 222		
					<b>L515-C</b>
<b>Straight connector.</b> Black. Back wired. Impact resistant nylon. Cord grip range 0.300" - 0.655". Terminals accept #18-#10 AWG conductors.	L515-C	3, 20	Pg. 259		
<b>Flanged inlet.</b> Gray. Flush mount design. Back wired.	4716-SS	3, 20	Pg. 222		
				<b>4716-SS</b>	<b>4715-SS</b>
<b>Flanged outlet.</b> Gray. Flush mount design. Back wired.	4715-SS	3, 20	Pg. 222		

**Approvals:** 1.ASTA 2.CEBEC 3.CSA 4.DEMKO 5.PSE(JET) 6.EANSW(DFT) 7.FI 8.GS 9.IMQ 10.JET 11.JIS 12.KEMA 13.NEMKO 14.OVE 15.SAA 16.SABS 17.SEMKO 18.SEV 19.SII 20.UL 21.UTE 22.VDE 23.ISO 24.CCC 25.IRAM 26.BSI











# NEMA L6-15 LOCKING DEVICES

## 2 Pole 3 Wire Grounding

15 Ampere 250 Volt



NEMA L6-15R NEMA L6-15P

		Cat. No.	Approvals	Drawing	Description
 <b>4550</b>		4550	20	Pg. 222	<b>Duplex receptacle.</b> Brown. Back and side wired.
		93101	3, 20	Pg. 257	<b>Stainless steel wall plate</b> for duplex receptacles. Type 302 SS.
 <b>4560</b>		4560	3, 20	Pg. 222	<b>Single receptacle.</b> Brown. Side wired.
		93091	3, 20	Pg. 257	<b>Stainless steel wall plate</b> for single receptacles. Type 302 SS.
		L615-P	3, 20	Pg. 260	<b>Straight plug.</b> Black. Back wired. Impact resistant nylon. Cord grip range 0.300" - 0.655". Terminals accept #18-#10 AWG conductors. <b>NOTE:</b> See page 31 for cord sets with molded on NEMA L6-15P plugs.
 <b>L615-P</b>	 <b>L615-C</b>	L615-FO	3, 20	Pg. 260	<b>Flanged outlet.</b> Gray. Flush mount design. Back wired.
		L615-FI	3, 20	Pg. 260	<b>Flanged inlet.</b> Gray. Flush mount design. Back wired.
 <b>L615-FO</b>	 <b>L615-FI</b>	L615-C	3, 20	Pg. 260	<b>Straight connector.</b> Black. Back wired. Impact resistant nylon. Cord grip range 0.300" - 0.655". Terminals accept #18-#10 AWG conductors.

**Approvals:** 1.ASTA 2.CEBEC 3.CSA 4.DEMKO 5.PSE(JET) 6.EANSW(DFT) 7.FI 8.GS 9.IMQ 10.JET 11.JIS 12.KEMA 13.NEMKO 14.OVE 15.SAA 16.SABS 17.SEMKO 18.SEV 19.SII 20.UL 21.UTE 22.VDE 23.ISO 24.CCC 25.IRAM 26.BSI



# NEMA L5-20 LOCKING DEVICES

## 2 Pole 3 Wire Grounding

20 Ampere 125 Volt



NEMA L5-20R NEMA L5-20P

Description	Cat. No.	Approvals	Drawing
<b>Single receptacle.</b> Black. Back and side wired. Impact resistant nylon.	L520-R	3, 20	Pg. 259
<b>Stainless steel wall plate</b> for NEMA L5-20R receptacle. Type 302 SS.	93191	3, 20	Pg. 257
<b>Straight plug.</b> Black. Back wired. Impact resistant nylon. Cord grip range 0.275" - 0.780". Terminals accept #16-#10 AWG conductors. <b>NOTE:</b> See page 32 for cord sets with molded on NEMA L5-20P plugs.	L520-P	3, 20	Pg. 259
<b>Straight connector.</b> Black. Back wired. Impact resistant nylon. Cord grip range 0.275" - 0.780". Terminals accept #16-#10 AWG conductors.	L520-C	3, 20	Pg. 259
<b>Flanged inlet.</b> Gray. Flush mount design. Back wired.	L520-FI	3, 20	Pg. 259
<b>Flanged outlet.</b> Gray. Flush mount design. Back wired.	L520-FO	3, 20	Pg. 259



L520-R



L520-P



L520-C



L520-FI



L520-FO

**Approvals:** 1.ASTA 2.CEBEC 3.CSA 4.DEMKO 5.PSE(JET) 6.EANSW(DFT) 7.FI 8.GS 9.IMQ 10.JET 11.JIS 12.KEMA 13.NEMKO 14.OVE 15.SAA 16.SABS 17.SEMKO 18.SEV 19.SII 20.UL 21.UTE 22.VDE 23.ISO 24.CCC 25.IRAM 26.BSI



© 2004 International Configurations, Inc. Entire contents of this catalog copyrighted. [www.InternationalConfig.com](http://www.InternationalConfig.com)

International Configurations, Inc. • P.O. Box 3374 • Enfield, Connecticut 06083 • TEL (860) 749-6380 • FAX (860) 749-2985 165

# NEMA L6-20 LOCKING DEVICES

## 2 Pole 3 Wire Grounding

20 Ampere 250 Volt



NEMA L6-20R NEMA L6-20P



L620-R



L620-P



L620-C



L620-FO



L620-FI

Cat. No.	Approvals	Drawing	Description
L620-R	3, 20	Pg. 261	<b>Single receptacle.</b> Black. Back and side wired. Impact resistant nylon.
93191	3, 20	Pg. 257	<b>Stainless steel wall plate</b> for NEMA L6-20R receptacle. Type 302 SS.
L620-P	3, 20	Pg. 261	<b>Straight plug.</b> Black. Back wired. Impact resistant nylon. Cord grip range 0.275" - 0.780". Terminals accept #16-#10 AWG conductors. <b>NOTE:</b> See page 32 for cord sets with molded on NEMA L6-20P plugs.
L620-C	3, 20	Pg. 260	<b>Straight connector.</b> Black. Back wired. Impact resistant nylon. Cord grip range 0.275" - 0.780". Terminals accept #16-#10 AWG conductors.
L620-FI	3, 20	Pg. 261	<b>Flanged inlet.</b> Gray. Flush mount design. Back wired.
L620-FO	3, 20	Pg. 261	<b>Flanged outlet.</b> Gray. Flush mount design. Back wired.

**Approvals:** 1.ASTA 2.CEBEC 3.CSA 4.DEMKO 5.PSE(JET) 6.EANSW(DFT) 7.FI 8.GS 9.IMQ 10.JET 11.JIS 12.KEMA 13.NEMKO 14.OVE 15.SAA 16.SABS 17.SEMKO 18.SEV 19.SII 20.UL 21.UTE 22.VDE 23.ISO 24.CCC 25.IRAM 26.BSI



# NEMA L5-30 LOCKING DEVICES

## 2 Pole 3 Wire Grounding

30 Ampere 125 Volt



NEMA L5-30R NEMA L5-30P

Description	Cat. No.	Approvals	Drawing
<b>Single receptacle.</b> Black. Back and side wired. Impact resistant nylon.	L530-R	3, 20	Pg. 260
<b>Stainless steel wall plate</b> for NEMA L5-30R receptacle. Type 302 SS.	93191	3, 20	Pg. 257
<b>Straight plug.</b> Black. Back wired. Impact resistant nylon. Cord grip range 0.275" - 0.780". Terminals accept #16-#10 AWG conductors. <b>NOTE:</b> See page 33 for cord sets with molded on NEMA L5-30P plugs.	L530-P	3, 20	Pg. 260
<b>Straight connector.</b> Black. Back wired. Impact resistant nylon. Cord grip range 0.275" - 0.780". Terminals accept #16-#10 AWG conductors.	L530-C	3, 20	Pg. 260
<b>Flanged inlet.</b> Gray. Flush mount design. Back wired.	L530-FI	3, 20	Pg. 260
<b>Flanged outlet.</b> Gray. Flush mount design. Back wired.	L530-FO	3, 20	Pg. 260



L530-R



L530-P



L530-C



L530-FI



L530-FO

**Approvals:** 1.ASTA 2.CEBEC 3.CSA 4.DEMKO 5.PSE(JET) 6.EANSW(DFT) 7.FI 8.GS 9.IMQ 10.JET 11.JIS 12.KEMA 13.NEMKO 14.OVE 15.SAA 16.SABS 17.SEMKO 18.SEV 19.SII 20.UL 21.UTE 22.VDE 23.ISO 24.CCC 25.IRAM 26.BSI



# NEMA L6-30 LOCKING DEVICES

## 2 Pole 3 Wire Grounding

30 Ampere 250 Volt



NEMA L6-30R NEMA L6-30P



L630-R



L630-P



L630-C



L630-FO



L630-FI

Cat. No.	Approvals	Drawing	Description
L630-R	3, 20	Pg. 261	<b>Single receptacle.</b> Black. Back and side wired. Impact resistant nylon.
93191	3, 20	Pg. 257	<b>Stainless steel wall plate</b> for NEMA L6-30R receptacle. Type 302 SS.
L630-P	3, 20	Pg. 261	<b>Straight plug.</b> Black. Back wired. Impact resistant nylon. Cord grip range 0.275" - 0.780". Terminals accept #16-#10 AWG conductors. <b>NOTE:</b> See page 33 for cord sets with molded on NEMA L6-30P plugs.
L630-C	3, 20	Pg. 261	<b>Straight connector.</b> Black. Back wired. Impact resistant nylon. Cord grip range 0.275" - 0.780". Terminals accept #16-#10 AWG conductors.
L630-FI	3, 20	Pg. 261	<b>Flanged inlet.</b> Gray. Flush mount design. Back wired.
L630-FO	3, 20	Pg. 261	<b>Flanged outlet.</b> Gray. Flush mount design. Back wired.

**Approvals:** 1.ASTA 2.CEBEC 3.CSA 4.DEMKO 5.PSE(JET) 6.EANSW(DFT) 7.FI 8.GS 9.IMQ 10.JET 11.JIS 12.KEMA 13.NEMKO 14.OVE 15.SAA 16.SABS 17.SEMKO 18.SEV 19.SII 20.UL 21.UTE 22.VDE 23.ISO 24.CCC 25.IRAM 26.BSI





# IEC 60309 PIN & SLEEVE WIRING DEVICES

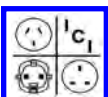
- **NORTH AMERICAN APPROVED**    
- **INTERNATIONAL AND EUROPEAN APPROVED**      
- **UNIVERSAL APPROVED**          



North American, International and European IEC 60309 pin and sleeve devices are manufactured to EN 60309-1 and EN 60309-2 standards. EN 60309-1 specifies general functionality and safety requirements for industrial high-current power connectors. EN 60309-2 specifies power connectors conforming to specific dimensional requirements which permits component interchangeability between IEC 60309 device manufacturers. EN 60309 outlines the utilization of circular housings, various numbers of contact pins and pin arrangements pertaining to specific electric amperage and voltage ratings. The EN 60309-2 standard was developed to create product standardization guidelines for all manufacturers of IEC 60309 plugs, connectors, inlets and outlet configurations. Therefore the EN 60309-2 standard has provided a uniform power connection system for industrial electrical equipment anywhere in the world. EN 60309-1, EN 60309-2 standards have been adopted by the European members of CENELEC and are Internationally accepted including in North America.

IEC 60309 wiring devices are manufactured with high quality polyamide 6 material and nickel plated brass contacts to meet the toughest industrial and environmental conditions. IP44 rated devices are splash-proof for indoor use or IP67 waterproof rated for use on outdoor applications directly exposed to the environment.

IEC 60309 high power connection products are commonly used in the following industries. OEM manufacturers of industrial equipment, Data Centers, Construction sites for portable power, Marine environments on ships and shore power connections, Industrial manufacturing and processing facilities of Food, Water, Chemicals Etc, Off shore oil rigs, Mills, foundries, Airports, Sports complexes, TV studios, Concerts and entertainment venues. IEC 60309 devices are suitable for power connection in almost all industries.



# IEC 60309 DEVICES, IP44, IP67 (4H) 2 Pole 3 Wire Grounding

20 Amp 120 Volt A.C. - North American Rated  
C(UL)US LISTED

Yellow Color



E-mail: [sales@internationalconfig.com](mailto:sales@internationalconfig.com)

Web site: [www.internationalconfig.com](http://www.internationalconfig.com)



## SPLASHPROOF IP44 | WATERTIGHT IP67

DEVICE SPECIFICATION DOCUMENTS  
AVAILABLE ON OUR WEBSITE



888-21000-NS



888-2156-NS



888-31000-NS



888-3156-NS



888-13000-NS



888-1371-NS



888-1216-NS



888-1265-NS




888-110-NS



888-1132-NS



888-611316



888-71324-NS



888-6134-NS



999-613, 999-613-WP

### Cable Mounting Plugs

**888-21000-NS** Splashproof Plug, IP44 Rated.

**888-2156-NS** Watertight Plug, IP67 Rated.

Compression Strain Relief & Cord Grip.

Nylon ( Polyamide 6 ) Body. Color: Yellow.

Contacts: Nickel Plated Brass, Brass.

Operating Temp: -25°C to + 80°C

### Cable Mounting Connectors

**888-31000-NS** Splashproof Connector, IP44 Rated.

**888-3156-NS** Watertight Connector, IP67 Rated.

Compression Strain Relief & Cord Grip.

Nylon ( Polyamide 6 ) Body. Color: Yellow.

Contacts: Nickel Plated Brass, Brass.

Operating Temp: -25°C to + 80°C

### Panel Mount Receptacles, Straight Type

**888-13000-NS** Splashproof Receptacle, IP44 Rated.

**888-1371-NS** Watertight Receptacle, IP67 Rated.

Nylon ( Polyamide 6 ) Body. Color: Yellow.

Contacts: Nickel Plated Brass, Brass.

Operating Temp: -25°C to + 80°C

### Panel Mount Receptacles, Angled Type

**888-1216-NS** Splashproof Receptacle, IP44 Rated.

**888-1265-NS** Watertight Receptacle, IP67 Rated.

Nylon ( Polyamide 6 ) Body. Color: Yellow.

Contacts: Nickel Plated Brass, Brass.

Operating Temp: -25°C to + 80°C

### Surface Mount Receptacles with Box

**888-110-NS** Splashproof Receptacle, IP44 Rated.

**888-1132-NS** Watertight Receptacle, IP67 Rated.

Nylon ( Polyamide 6 ) Body. Color: Yellow.

Contacts: Nickel Plated Brass, Brass.

Operating Temp: -25°C to + 80°C

### Surface Mount Inlets, Down Angled Type

**888-611316** Splashproof Inlet, IP44 Rated.

**888-71324-NS** Watertight Inlet, IP67 Rated.

Nylon ( Polyamide 6 ) Body. Color: Yellow.

Contacts: Nickel Plated Brass, Brass.

Operating Temp: -25°C to + 80°C

### Panel Mount Inlet, Straight Type

**888-6134-NS** Splashproof Receptacle, IP44 Rated.

Nylon ( Polyamide 6 ) Body. Color: Yellow.

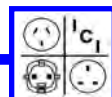
Contacts: Nickel Plated Brass, Brass.

Operating Temp: -25°C to + 80°C

### Plug and Inlet Closure Cap.

**999-613** Color: Gray

**999-613-WP** Watertight Cap, IP67 Rated. Color: Gray





# IEC 60309 DEVICES, IP44, IP67 (4H) 2 Pole 3 Wire Grounding

30 Amp 120 Volt A.C. - North American Rated  
C(UL)US LISTED

Yellow Color



E-mail: [sales@internationalconfig.com](mailto:sales@internationalconfig.com)

Web site: [www.internationalconfig.com](http://www.internationalconfig.com)



DEVICE SPECIFICATION DOCUMENTS  
AVAILABLE ON OUR WEBSITE

**SPLASHPROOF IP44**

**WATERTIGHT IP67**

## Cable Mounting Plugs

**888-21012-NS** Splashproof Plug, IP44 Rated.

**888-2168-NS** Watertight Plug, IP67 Rated.

Compression Strain Relief & Cord Grip.

Nylon ( Polyamide 6 ) Body. Color: Yellow.

Contacts: Nickel Plated Brass, Brass.

Operating Temp: -25°C to + 80°C



888-21012-NS



888-2168-NS

## Cable Mounting Connectors

**888-31012-NS** Splashproof Connector, IP44 Rated.

**888-3168-NS** Watertight Connector, IP67 Rated.

Compression Strain Relief & Cord Grip.

Nylon ( Polyamide 6 ) Body. Color: Yellow.

Contacts: Nickel Plated Brass, Brass.

Operating Temp: -25°C to + 80°C



888-31012-NS



888-3168-NS

## Panel Mount Receptacles, Straight Type

**888-13006-NS** Splashproof Receptacle, IP44 Rated.

**888-13023-NS** Watertight Receptacle, IP67 Rated.

Nylon ( Polyamide 6 ) Body. Color: Yellow.

Contacts: Nickel Plated Brass, Brass.

Operating Temp: -25°C to + 80°C



888-13006-NS



888-13023-NS

## Panel Mount Receptacles, Angled Type

**888-1228-NS** Splashproof Receptacle, IP44 Rated.

**888-42324-NS** Watertight Receptacle, IP67 Rated.

Nylon ( Polyamide 6 ) Body. Color: Yellow.

Contacts: Nickel Plated Brass, Brass.

Operating Temp: -25°C to + 80°C



888-1228-NS



888-42324-NS

## Surface Mount Receptacles with Box

**888-1113-NS** Splashproof Receptacle, IP44 Rated.

**888-1144-NS** Watertight Receptacle, IP67 Rated.

Nylon ( Polyamide 6 ) Body. Color: Yellow.

Contacts: Nickel Plated Brass, Brass.

Operating Temp: -25°C to + 80°C



888-1113-NS



888-1144-NS

## Surface Mount Inlets, Down Angled Type

**888-631316** Splashproof Inlet, IP44 Rated.

**888-72324-NS** Watertight Inlet, IP67 Rated.


Nylon ( Polyamide 6 ) Body. Color: Yellow.

Contacts: Nickel Plated Brass, Brass.

Operating Temp: -25°C to + 80°C



888-631316



888-72324-NS

## Panel Mount Inlet, Straight Type

**888-6234-NS** Splashproof Receptacle, IP44 Rated.

Nylon ( Polyamide 6 ) Body. Color: Yellow.

Contacts: Nickel Plated Brass, Brass.

Operating Temp: -25°C to + 80°C

## Plug and Inlet Closure Cap.

**999-623** Color: Gray

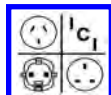
**999-623-WP** Watertight Cap, IP67 Rated. Color: Gray



888-6234-NS



999-623, 999-623-WP



# IEC 60309 DEVICES, IP44, IP67 (6H) 2 Pole 3 Wire Grounding

20 Amp 250 Volt A.C. - North American Rated  
16 Amp 220-250 Volt A.C. - European Rated

Blue Color



E-mail: [sales@internationalconfig.com](mailto:sales@internationalconfig.com)

Web site: [www.internationalconfig.com](http://www.internationalconfig.com)

UNIVERSAL  
APPROVED



DEVICE SPECIFICATION DOCUMENTS  
AVAILABLE ON OUR WEBSITE

**SPLASHPROOF IP44**

**WATERTIGHT IP67**



888-2126-NS



888-2126-NS-WT



888-3126-NS



888-3157-NS



888-13001-NS or 888-410306



888-1372-NS



888-1217-NS




888-1266-NS



888-111-NS



888-1133-NS



888-611306



888-71326-NS



888-6136-NS



999-613, 999-613-WP

## Cable Mounting Plugs

**888-2126-NS** Splashproof Plug, IP44 Rated.

**888-2126-NS-WT** Watertight Plug, IP67 Rated.

Compression Strain Relief & Cord Grip.

Nylon ( Polyamide 6 ) Body. Color: Blue.

Contacts: Nickel Plated Brass, Brass.

Operating Temp: -25°C to + 80°C

## Cable Mounting Connectors

**888-3126-NS** Splashproof Connector, IP44 Rated.

**888-3157-NS** Watertight Connector, IP67 Rated.

Compression Strain Relief & Cord Grip.

Nylon ( Polyamide 6 ) Body. Color: Blue.

Contacts: Nickel Plated Brass, Brass.

Operating Temp: -25°C to + 80°C

## Panel Mount Receptacles, Straight Type

**888-13001-NS** Splashproof Receptacle, IP44 Rated.

**888-410306** Splashproof Receptacle, IP44 Rated.

**888-1372-NS** Watertight Receptacle, IP67 Rated.

Nylon ( Polyamide 6 ) Body. Color: Blue.

Contacts: Nickel Plated Brass, Brass.

Operating Temp: -25°C to + 80°C

## Panel Mount Receptacles, Angled Type

**888-1217-NS** Splashproof Receptacle, IP44 Rated.

**888-1266-NS** Watertight Receptacle, IP67 Rated.

Nylon ( Polyamide 6 ) Body. Color: Blue.

Contacts: Nickel Plated Brass, Brass.

Operating Temp: -25°C to + 80°C

## Surface Mount Receptacles with Box

**888-111-NS** Splashproof Receptacle, IP44 Rated.

**888-1133-NS** Watertight Receptacle, IP67 Rated.

Nylon ( Polyamide 6 ) Body. Color: Blue.

Contacts: Nickel Plated Brass, Brass.

Operating Temp: -25°C to + 80°C

## Surface Mount Inlets, Down Angled Type

**888-611306** Splashproof Inlet, IP44 Rated.

**888-71326-NS** Watertight Inlet, IP67 Rated.

Nylon ( Polyamide 6 ) Body. Color: Blue.

Contacts: Nickel Plated Brass, Brass.

Operating Temp: -25°C to + 80°C

## Panel Mount Inlet, Straight Type

**888-6136-NS** Splashproof Receptacle, IP44 Rated.

Nylon ( Polyamide 6 ) Body. Color: Blue.

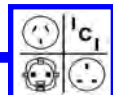
Contacts: Nickel Plated Brass, Brass.

Operating Temp: -25°C to + 80°C

## Plug and Inlet Closure Cap.

**999-613** Color: Gray

**999-613-WP** Watertight Cap, IP67 Rated. Color: Gray





# IEC 60309 DEVICES, IP44, IP67 (6H)

## 4 Pole 5 Wire Grounding

20 Amp 200-415 Volt A.C. - N. American Rated

16 Amp 220/380-240/415 Volt A.C. - European Rated

Red Color



E-mail: [sales@internationalconfig.com](mailto:sales@internationalconfig.com)

Web site: [www.internationalconfig.com](http://www.internationalconfig.com)

UNIVERSAL  
APPROVED



DEVICE SPECIFICATION DOCUMENTS  
AVAILABLE ON OUR WEBSITE

SPLASHPROOF IP44

WATERTIGHT IP67

### Cable Mounting Plugs

**888-203-NS** Splashproof Plug, IP44 Rated.

**888-2167-NS** Watertight Plug, IP67 Rated.

Compression Strain Relief & Cord Grip.

Nylon ( Polyamide 6 ) Body. Color: Red.

Contacts: Nickel Plated Brass, Brass.

Operating Temp: -25°C to + 80°C



888-203-NS



888-2167-NS

### Cable Mounting Connectors

**888-303-NS** Splashproof Connector, IP44 Rated.

**888-3167-NS** Watertight Connector, IP67 Rated.

Compression Strain Relief & Cord Grip.

Nylon ( Polyamide 6 ) Body. Color: Red.

Contacts: Nickel Plated Brass, Brass.

Operating Temp: -25°C to + 80°C



888-303-NS



888-3167-NS

### Panel Mount Receptacles, Straight Type

**888-13005-NS** Splashproof Receptacle, IP44 Rated.

**888-1382-NS** Watertight Receptacle, IP67 Rated.

Nylon ( Polyamide 6 ) Body. Color: Red.

Contacts: Nickel Plated Brass, Brass.

Operating Temp: -25°C to + 80°C



888-13005-NS



888-1382-NS

### Panel Mount Receptacles, Angled Type

**888-1227-NS** Splashproof Receptacle, IP44 Rated.

**888-1276-NS** Watertight Receptacle, IP67 Rated.

Nylon ( Polyamide 6 ) Body. Color: Red.

Contacts: Nickel Plated Brass, Brass.

Operating Temp: -25°C to + 80°C



888-1227-NS



888-1276-NS

### Surface Mount Receptacles with Box

**888-102-NS** Splashproof Receptacle, IP44 Rated.

**888-1043-NS** Watertight Receptacle, IP67 Rated.

Nylon ( Polyamide 6 ) Body. Color: Red.

Contacts: Nickel Plated Brass, Brass.

Operating Temp: -25°C to + 80°C



888-102-NS



888-1043-NS

### Surface Mount Inlets, Down Angled Type

**888-2757-NS** Splashproof Inlet, IP44 Rated.

**888-2793-NS** Watertight Inlet, IP67 Rated.

Nylon ( Polyamide 6 ) Body. Color: Red.

Contacts: Nickel Plated Brass, Brass.

Operating Temp: -25°C to + 80°C



888-2757-NS



888-2793-NS

### Panel Mount Inlet, Straight Type

**888-7156-NS** Splashproof Receptacle, IP44 Rated.

Nylon ( Polyamide 6 ) Body. Color: Red.

Contacts: Nickel Plated Brass, Brass.

Operating Temp: -25°C to + 80°C

### Plug and Inlet Closure Cap.

**999-615** Color: Gray

**999-615-WP** Watertight Cap, IP67 Rated. Color: Gray



888-7156-NS



999-615, 999-615-WP





# IEC 60309 DEVICES, IP44, IP67 (6H) 2 Pole 3 Wire Grounding

30 Amp 250 Volt A.C. - North American Rated  
32 Amp 220-250 Volt A.C. - European Rated

Blue Color



E-mail: [sales@internationalconfig.com](mailto:sales@internationalconfig.com)

Web site: [www.internationalconfig.com](http://www.internationalconfig.com)

UNIVERSAL  
APPROVED



DEVICE SPECIFICATION DOCUMENTS  
AVAILABLE ON OUR WEBSITE

**SPLASHPROOF IP44**

**WATERTIGHT IP67**



888-2138-NS



888-2169-NS



888-3138-NS



888-3169-NS



888-13007-NS



888-13024-NS



888-1229-NS




888-42326-NS




888-1114-NS




888-3227-NS



888-631306



888-72326-NS



888-6236-NS



999-623, 999-623-WP

## Cable Mounting Plugs

**888-2138-NS** Splashproof Plug, IP44 Rated.

**888-2169-NS** Watertight Plug, IP67 Rated.

Compression Strain Relief & Cord Grip.

Nylon ( Polyamide 6 ) Body. Color: Blue.

Contacts: Nickel Plated Brass, Brass.

Operating Temp: -25°C to + 80°C

## Cable Mounting Connectors

**888-3138-NS** Splashproof Connector, IP44 Rated.

**888-3169-NS** Watertight Connector, IP67 Rated.

Compression Strain Relief & Cord Grip.

Nylon ( Polyamide 6 ) Body. Color: Blue.

Contacts: Nickel Plated Brass, Brass.

Operating Temp: -25°C to + 80°C

## Panel Mount Receptacles, Straight Type

**888-13007-NS** Splashproof Receptacle, IP44 Rated.

**888-13024-NS** Watertight Receptacle, IP67 Rated.

Nylon ( Polyamide 6 ) Body. Color: Blue.

Contacts: Nickel Plated Brass, Brass.

Operating Temp: -25°C to + 80°C

## Panel Mount Receptacles, Angled Type

**888-1229-NS** Splashproof Receptacle, IP44 Rated.

**888-42326-NS** Watertight Receptacle, IP67 Rated.

Nylon ( Polyamide 6 ) Body. Color: Blue.

Contacts: Nickel Plated Brass, Brass.

Operating Temp: -25°C to + 80°C

## Surface Mount Receptacles with Box

**888-1114-NS** Splashproof Receptacle, IP44 Rated.

**888-3227-NS** Watertight Receptacle, IP67 Rated.

Nylon ( Polyamide 6 ) Body. Color: Blue.

Contacts: Nickel Plated Brass, Brass.

Operating Temp: -25°C to + 80°C

## Surface Mount Inlets, Down Angled Type

**888-631306** Splashproof Inlet, IP44 Rated.

**888-72326-NS** Watertight Inlet, IP67 Rated.

Nylon ( Polyamide 6 ) Body. Color: Blue.

Contacts: Nickel Plated Brass, Brass.

Operating Temp: -25°C to + 80°C

## Panel Mount Inlet, Straight Type

**888-6236-NS** Splashproof Receptacle, IP44 Rated.

Nylon ( Polyamide 6 ) Body. Color: Blue.

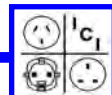
Contacts: Nickel Plated Brass, Brass.

Operating Temp: -25°C to + 80°C

## Plug and Inlet Closure Cap.

**999-623** Color: Gray

**999-623-WP** Watertight Cap, IP67 Rated. Color: Gray



## IEC 60309 DEVICES, IP44, IP67 (6H)

### 4 Pole 5 Wire Grounding

30 Amp 200-415 Volt A.C. - N. American Rated

32 Amp 220/380-240/415 Volt A.C. - European Rated

Red Color



E-mail: [sales@internationalconfig.com](mailto:sales@internationalconfig.com)

Web site: [www.internationalconfig.com](http://www.internationalconfig.com)

UNIVERSAL  
APPROVED



DEVICE SPECIFICATION DOCUMENTS  
AVAILABLE ON OUR WEBSITE

**SPLASHPROOF IP44**

**WATERTIGHT IP67**

#### Cable Mounting Plugs

**888-231-NS** Splashproof Plug, IP44 Rated.

**888-2179-NS** Watertight Plug, IP67 Rated.

Compression Strain Relief & Cord Grip.

Nylon ( Polyamide 6 ) Body. Color: Red.

Contacts: Nickel Plated Brass, Brass.

Operating Temp: -25°C to + 80°C



888-231-NS



888-2179-NS

#### Cable Mounting Connectors

**888-331-NS** Splashproof Connector, IP44 Rated.

**888-3179-NS** Watertight Connector, IP67 Rated.

Compression Strain Relief & Cord Grip.

Nylon ( Polyamide 6 ) Body. Color: Red.

Contacts: Nickel Plated Brass, Brass.

Operating Temp: -25°C to + 80°C



888-331-NS



888-3179-NS

#### Panel Mount Receptacles, Straight Type

**888-1333-NS** Splashproof Receptacle, IP44 Rated.

**888-1370-NS** Watertight Receptacle, IP67 Rated.

Nylon ( Polyamide 6 ) Body. Color: Red.

Contacts: Nickel Plated Brass, Brass.

Operating Temp: -25°C to + 80°C



888-1333-NS



888-1370-NS

#### Panel Mount Receptacles, Angled Type

**888-1239-NS** Splashproof Receptacle, IP44 Rated.

**888-1288-NS** Watertight Receptacle, IP67 Rated.

Nylon ( Polyamide 6 ) Body. Color: Red.

Contacts: Nickel Plated Brass, Brass.

Operating Temp: -25°C to + 80°C



888-1239-NS



888-1288-NS

#### Surface Mount Receptacles with Box

**888-103-NS** Splashproof Receptacle, IP44 Rated.

**888-1155-NS** Watertight Receptacle, IP67 Rated.

Nylon ( Polyamide 6 ) Body. Color: Red.

Contacts: Nickel Plated Brass, Brass.

Operating Temp: -25°C to + 80°C



888-103-NS



888-1155-NS

#### Surface Mount Inlets, Down Angled Type

**888-2769-NS** Splashproof Inlet, IP44 Rated.

**888-27005-NS** Watertight Inlet, IP67 Rated.

Nylon ( Polyamide 6 ) Body. Color: Red.

Contacts: Nickel Plated Brass, Brass.

Operating Temp: -25°C to + 80°C



888-2769-NS



888-27005-NS

#### Panel Mount Inlet, Straight Type

**888-6256-NS** Splashproof Receptacle, IP44 Rated.

Nylon ( Polyamide 6 ) Body. Color: Red.

Contacts: Nickel Plated Brass, Brass.

Operating Temp: -25°C to + 80°C

#### Plug and Inlet Closure Cap.

**999-625** Color: Gray

**999-625-WP** Watertight Cap, IP67 Rated. Color: Gray



888-6256-NS



999-625, 999-625-WP



# IEC 60309 DEVICES, IP44, IP67 (6H) 2 Pole 3 Wire Grounding

60 Amp 250 Volt A.C. - North American Rated  
63 Amp 200-250 Volt A.C. - European Rated

Blue Color



E-mail: [sales@internationalconfig.com](mailto:sales@internationalconfig.com)

Web site: [www.internationalconfig.com](http://www.internationalconfig.com)


UNIVERSAL  
APPROVED



**SPLASHPROOF IP44**

**WATERTIGHT IP67**

DEVICE SPECIFICATION DOCUMENTS  
AVAILABLE ON OUR WEBSITE



888-260306 or 888-261306



888-269306



888-360306 or 888-361306



888-369306



888-460306




888-469306




888-560306



888-569306



888-661306



888-669306



999-635



999-635-WP

## Cable Mounting Plugs

**888-260306** Splashproof Plug, IP44 Rated.

**888-261306** Splashproof Plug, IP44 Rated.

**888-269306** Watertight Plug, IP67 Rated.

Compression Strain Relief & Cord Grip.

Nylon ( Polyamide 6 ) Body. Color: Blue.

Contacts: Nickel Plated Brass, Brass.

Operating Temp: -25°C to + 90°C

## Cable Mounting Connectors

**888-360306** Splashproof Connector, IP44 Rated.

**888-361306** Splashproof Connector, IP44 Rated.

**888-369306** Watertight Connector, IP67 Rated.

Compression Strain Relief & Cord Grip.

Nylon ( Polyamide 6 ) Body. Color: Blue.

Contacts: Nickel Plated Brass, Brass.

Operating Temp: -25°C to + 90°C

## Panel Mount Receptacles, Straight Type

**888-460306** Splashproof Receptacle, IP44 Rated.

**888-469306** Watertight Receptacle, IP67 Rated.

Nylon ( Polyamide 6 ) Body. Color: Blue.

Contacts: Nickel Plated Brass, Brass.

Operating Temp: -25°C to + 90°C

## Panel Mount Receptacles, Angled Type

**888-560306** Splashproof Receptacle, IP44 Rated.

**888-569306** Watertight Receptacle, IP67 Rated.

Nylon ( Polyamide 6 ) Body. Color: Blue.

Contacts: Nickel Plated Brass, Brass.

Operating Temp: -25°C to + 90°C

## Surface Mount Inlets, Down Angled Type

**888-661306** Splashproof Inlet, IP44 Rated.

**888-669306** Watertight Inlet, IP67 Rated.

Nylon ( Polyamide 6 ) Body. Color: Blue.

Contacts: Nickel Plated Brass, Brass.

Operating Temp: -25°C to + 90°C

## Plug and Inlet Closure Cap.

**999-635** Color: Gray

**999-635-WP** Watertight Cap, IP67 Rated. Color: Gray





## IEC 60309 DEVICES, IP44, IP67 (6H)

### 4 Pole 5 Wire Grounding

60 Amp 380-415V, 400 Volt A.C. - N. American Rated  
63 Amp 220/380-240/415 Volt A.C. - European Rated

Red Color



E-mail: [sales@internationalconfig.com](mailto:sales@internationalconfig.com)

Web site: [www.internationalconfig.com](http://www.internationalconfig.com)

UNIVERSAL  
APPROVED



DEVICE SPECIFICATION DOCUMENTS  
AVAILABLE ON OUR WEBSITE

SPLASHPROOF IP44

WATERTIGHT IP67

#### Cable Mounting Plugs

**888-260** Splashproof Plug, IP44 Rated.

**888-2189** Watertight Plug, IP67 Rated.

Compression Strain Relief & Cord Grip.

Nylon ( Polyamide 6 ) Body. Color: Red.

Contacts: Nickel Plated Brass, Brass.

Operating Temp: -25°C to + 90°C



888-260



888-2189

#### Cable Mounting Connectors

**888-360** Splashproof Connector, IP44 Rated.

**888-3124** Watertight Connector, IP67 Rated.

Compression Strain Relief & Cord Grip.

Nylon ( Polyamide 6 ) Body. Color: Red.

Contacts: Nickel Plated Brass, Brass.

Operating Temp: -25°C to + 90°C



888-360



888-3124

#### Panel Mount Receptacles, Straight Type

**888-460** Splashproof Receptacle, IP44 Rated.

**888-469** Watertight Receptacle, IP67 Rated.

Nylon ( Polyamide 6 ) Body. Color: Red.

Contacts: Nickel Plated Brass, Brass.

Operating Temp: -25°C to + 90°C



888-460



888-469

#### Panel Mount Receptacles, Angled Type

**888-560** Splashproof Receptacle, IP44 Rated.

**888-129** Watertight Receptacle, IP67 Rated.

Nylon ( Polyamide 6 ) Body. Color: Red.

Contacts: Nickel Plated Brass, Brass.

Operating Temp: -25°C to + 90°C



888-560



888-129

#### Surface Mount Receptacles with Box

**888-161** Splashproof Receptacle, IP44 Rated.

**888-169** Watertight Receptacle, IP67 Rated.

Nylon ( Polyamide 6 ) Body. Color: Red.

Contacts: Nickel Plated Brass, Brass.

Operating Temp: -25°C to + 90°C



888-161



888-169

#### Surface Mount Inlet, Down Angled Type

**888-27017** Watertight Inlet, IP67 Rated.

Suitable For Use With IP44 & IP67 Devices.

#### Panel Mount Inlet, Straight Type

**888-665** Watertight Inlet, IP67 Rated.

Suitable For Use With IP44 & IP67 Devices.

Nylon ( Polyamide 6 ) Body. Color: Red.

Contacts: Nickel Plated Brass, Brass.

Operating Temp: -25°C to + 90°C



999-635



888-27017

#### Plug and Inlet Closure Cap.

**999-635** Color: Gray

**999-635-WP** Watertight Cap, IP67 Rated. Color: Gray.



999-635-WP



888-665



## IEC 60309 DEVICES, IP67 (6H)

### 4 Pole 5 Wire Grounding

100 Amp 380-415V, 400 Volt A.C. - N. American Rated  
125 Amp 220/380-240/415 Volt A.C. - European Rated

Red Color



E-mail: [sales@internationalconfig.com](mailto:sales@internationalconfig.com)

Web site: [www.internationalconfig.com](http://www.internationalconfig.com)

UNIVERSAL  
APPROVED



## WATERTIGHT IP67



888-2199



888-3199




888-479



888-679



888-12108



888-678



888-179



999-645-WP

DEVICE SPECIFICATION DOCUMENTS  
AVAILABLE ON OUR WEBSITE

### Cable Mounting Plug

888-2199 Watertight Plug, IP67 Rated.

### Cable Mounting Connector

888-3199 Watertight Connector, IP67 Rated.

Compression Strain Relief & Cord Grip.

Nylon ( Polyamide 6 ) Body. Color: Red.

Contacts: Nickel Plated Brass, Brass.

Operating Temp: -25°C to + 90°C

### Panel Mount Receptacle, Straight Type

888-479 Watertight Receptacle, IP67 Rated.

### Panel Mount Inlet, Straight Type

888-679 Watertight Inlet, IP67 Rated.

Compression Strain Relief & Cord Grip.

Nylon ( Polyamide 6 ) Body. Color: Red.

Contacts: Nickel Plated Brass, Brass.

Operating Temp: -25°C to + 90°C

### Panel Mount Receptacle, Angled Type

888-12108 Watertight Receptacle, IP67 Rated.

### Surface Mount Inlet with Box

888-678 Watertight Inlet, IP67 Rated.

Nylon ( Polyamide 6 ) Body. Color: Red.

Contacts: Nickel Plated Brass, Brass.

Operating Temp: -25°C to + 90°C

### Surface Mount Receptacle with Box

888-179 Watertight Receptacle, IP67 Rated.

Nylon ( Polyamide 6 ) Body. Color: Red.

Contacts: Nickel Plated Brass, Brass.

Operating Temp: -25°C to + 90°C

### Plug and Inlet Closure Cap.

999-645-WP Watertight Cap, IP67 Rated. Color: Gray.

## IEC 60309 PIN AND SLEEVE TECHNICAL DATA

### Electrical

Insulation Resistance:

500V for 1 Min. Resistance  $\geq 5M \Omega$

Dielectric Voltage Withstand:

3000V for 1 Min.

Current Interrupting:

Certified for current interrupting at full rated current and voltage.

### Material

Housing:

Polyamide 6 - High impact and abrasion resistant. Resistant to oil, petrol, most acids and alkalines.

Contacts:

Copper-Zinc Alloy, Nickel Plated Brass, Brass.

Contact Terminals:

Copper-Zinc Alloy, Nickel Plated Brass, Brass, Steel.

### Environmental

Temperature Range:

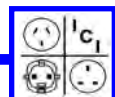
16-32 Ampere Devices (-25°C to +80°C), 60-125 Ampere Devices (-25°C to +90°C)

Temperature Resistance:

Up to 1 hour +100°C

Flamability:

Self-extinguishing per IEC 309-1, clause 27. V-2 or better per UL94 or CSA22.2 No. 0.6.





IEC 60309 - CEE 17 configurations are HEAVY DUTY plugs and receptacles of a pin and sleeve design and have a specific rating for each configuration. They are not interchangeable with configurations of a different rating. Unlike "NATIONAL" type plug and receptacle configurations that are used in a general geographic area or specific country, the IEC 60309 - CEE 17 are recognized in many countries of the world for use on heavy duty equipment. This recognition and acceptance in various countries allows electrical equipment manufacturers to standardize on plugs and receptacles used on heavy duty equipment intended for domestic and export markets. IEC 60309 - CEE 17 devices are rated 16 ampere, 32 ampere, 63 ampere, 125 ampere in 100/130 volts, 200/250 volts, 380/415 volts and are available in 2 pole 3 wire, 3 pole 4 wire and 4 pole 5 wire grounding configurations. These units are approved by various testing and standards agencies and are ideal for application on large computers, machine tools, welders, industrial environments and equipment.

### Position of Grounding (Earth) Contacts

Plugs are provided with a nose (key) and this key mates with the keyway of the outlet. This ensures that the contacts are correctly aligned. The position of the grounding contact relative to the keyway depends on the electrical rating of the plug and outlet. The grounding contact positions are related to the hours of a clock, as shown below. The grounding contact pin has a larger diameter than the other pins. This prevents the possibility of mating the ground pin to a phase contact.

VOLTAGE	FREQUENCY (HERTZ)	NUMBER OF POLES	POSITION OF GRND. (EARTH) CONTACT	COLOR
100-130 V	50/60	2P+E (2 POLE 3 WIRE GROUNDING)	4H	YELLOW
200-250 V	50/60	2P+E (2 POLE 3 WIRE GROUNDING)	6H	BLUE
380-415 V	50/60	2P+E (2 POLE 3 WIRE GROUNDING)	9H	RED
200-250 V	50/60	3P+E (3 POLE 4 WIRE GROUNDING)	9H	BLUE
380-415 V	50/60	3P+E (3 POLE 4 WIRE GROUNDING)	6H	RED
120/280 V 144/250 V	50/60	3P+N+E (4 POLE 5 WIRE GROUNDING)	9H	BLUE
200/346 V 240/415 V	50/60	3P+N+E (4 POLE 5 WIRE GROUNDING)	6H	RED

Clock face position of the protective contact and colour indicator  
Viewed from the front of the connector sockets to the contact socket

	4 h	9 h	6 h	11 h	7 h	5 h	12 h	1 h	10 h	2 h	3 h	8 h
FREQUENCY (Hz)	50-60	50-60	50-60	60	50-60	50-60	50-60	-	100-300	OVER 300 TO 500	50-60	
VOLTAGE (V)	57/100 TO 75/130	120/208 TO 144/250	200/346 TO 240/415	250/400 TO 265/460	277/480 TO 288/500	347/600 TO 400/690		OVER 50	OVER 50	OVER 50	220/380 TO 250/440	16 + 32 A
5-pole 3-pole + N + ⊕												
VOLTAGE (V)	100-130	200-250	380-415	440-460	480-500	600-690	VOLTAGE ACCORDING TO ISOLATING TRANSFORMER*		OVER 50	OVER 50	OVER 50	380-440 ONLY FOR 16 + 32 A
4-pole 3-pole + ⊕												
VOLTAGE (V)	100-130	380-415	200-250		480-500	277*	VOLTAGE ACCORDING TO ISOLATING TRANSFORMER*				OVER 50 TO 250 DC	OVER 250 DC
3-pole 2-pole + ⊕												

63 A + 125 A plug connections with pilot contact



# IEC 60309 - CEE 17 - IP44 Splashproof Plugs

888-Part Numbers

UL, CSA, European & International  
Universal Approvals

999-Part Numbers

European & International  
Approvals

E-mail: [sales@internationalconfig.com](mailto:sales@internationalconfig.com)

Web site: [www.internationalconfig.com](http://www.internationalconfig.com)

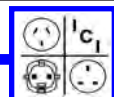


### Plug and Inlet Closure Caps. Fits 999- & 888- Devices.

16A / 20 Amp 2P+E Dust Cap P/N 999-613, P/N 999-613-WP  
 16A / 20 Amp 3P+E Dust Cap P/N 999-614, P/N 999-614-WP  
 16A / 20 Amp 3P+N+E Dust Cap P/N 999-615, P/N 999-615-WP  
 32A / 30 Amp 2P+E, 3P+E Dust Cap P/N 999-623, P/N 999-623-WP  
 32A / 30 Amp 3P+N+E Dust Cap P/N 999-625, P/N 999-625-WP  
 63A / 60 Amp Dust Cap P/N 999-635  
 125A / 100 Amp Dust Cap P/N 999-645  
 63A / 60 Amp IP67 Watertight Cap P/N 999-635-WP  
 125A / 100 Amp IP67 Watertight Cap P/N 999-645-WP

<b>50/60 Hertz Hz</b>	<b>IEC EN 60309-1</b> <b>IEC EN 60309-2</b> <b>UL 1682</b> <b>C22.2 No. 182.1</b>	<b>BS 4343</b> <b>SABS 1239</b> <b>VDE 0623</b> <b>DIN 49462/63</b>	Visit our web site to obtain dimensional product prints and specification data for part numbers listed below. Use the "Search by Part Number" field located on our homepage. Contact us for data sheets and specifications if the item you searched for is not displayed.
-------------------------------	--	--	---

VOLTAGE	AMPS	POLES	GROUND POSITION	DEVICE COLOR	PART NUMBER	DESCRIPTION
110-130 V	16 A	2 P + E	4H	Yellow	999-21000-NS	Plug, IP44, European Approved
110-130 V	32 A	2 P + E	4H	Yellow	999-21012-NS	Plug, IP44, European Approved
120 V	20 A	2 P + E	4H	Yellow	888-21000-NS	Plug, IP44, UL & CSA Listed
120 V	30 A	2 P + E	4H	Yellow	888-21012-NS	Plug, IP44, UL & CSA Listed
220/250 V	16A / 20A	2 P + E	6H	Blue	888-2126-NS	Plug, IP44, UL, CSA & European Listed
220/250 V	16 A	3 P + E	9H	Blue	999-21004-NS	Plug, IP44, European Approved
120/208-144/250 V	16 A	3 P + N + E	9H	Blue	999-21010-NS	Plug, IP44, European Approved
220/250 V	32A / 30A	2 P + E	6H	Blue	888-2138-NS	Plug, IP44, UL, CSA & European Listed
220/250 V	32 A	3 P + E	9H	Blue	999-21016-NS	Plug, IP44, European Approved
120/208-144/250 V	32 A	3 P + N + E	9H	Blue	999-21022-NS	Plug, IP44, European Approved
220/250 V	63A / 60A	2 P + E	6H	Blue	888-260306	Plug, IP44, UL, CSA & European Listed
220/250 V	63 A	3 P + E	9H	Blue		
120/208-144/250 V	63 A	3 P + N + E	9H	Blue		
220/250 V	125 A	2 P + E	6H	Blue		
220/250 V	125 A	3 P + E	9H	Blue		
120/208-144/250 V	125 A	3 P + N + E	9H	Blue		
380/415 V	16 A	2 P + E	9H	Red	999-21002-NS	Plug, IP44, European Approved
380/415 V	16 A	3 P + E	6H	Red	888-21005-NS	Plug, IP44, UL, CSA & European Listed
220/380-240/415 V	16A / 20A	3 P + N + E	6H	Red	888-203-NS	Plug, IP44, UL, CSA & European Listed
380/415 V	32 A	2 P + E	9H	Red	999-21014-NS	Plug, IP44, European Approved
380/415 V	32 A	3 P + E	6H	Red	999-21017-NS	Plug, IP44, European Approved
220/380-240/415 V	32A / 30A	3 P + N + E	6H	Red	888-231-NS	Plug, IP44, UL, CSA & European Listed
380/415 V	63 A	2 P + E	9H	Red		
380/415 V	63 A	3 P + E	6H	Red		
220/380-240/415 V	63A / 60A	3 P + N + E	6H	Red	888-260	Plug, IP44, UL, CSA & European Listed
380/415 V	125 A	2 P + E	9H	Red		
380/415 V	125 A	3 P + E	6H	Red		
220/380-240/415 V	125A / 100A	3 P + N + E	6H	Red		



# IEC 60309 - CEE 17 - IP67 Watertight Plugs

888-Part Numbers

UL, CSA, European & International  
Universal Approvals

999-Part Numbers

European & International  
Approvals

E-mail: [sales@internationalconfig.com](mailto:sales@internationalconfig.com)

Web site: [www.internationalconfig.com](http://www.internationalconfig.com)



**Plug and Inlet Closure Caps. Fits 999- & 888- Devices.**  
 16A / 20 Amp 2P+E Dust Cap P/N 999-613, P/N 999-613-WP  
 16A / 20 Amp 3P+E Dust Cap P/N 999-614, P/N 999-614-WP  
 16A / 20 Amp 3P+N+E Dust Cap P/N 999-615, P/N 999-615-WP  
 32A / 30 Amp 2P+E, 3P+E Dust Cap P/N 999-623, P/N 999-623-WP  
 32A / 30 Amp 3P+N+E Dust Cap P/N 999-625, P/N 999-625-WP  
 63A / 60 Amp Dust Cap P/N 999-635  
 125A / 100 Amp Dust Cap P/N 999-645  
 63A / 60 Amp IP67 Watertight Cap P/N 999-635-WP  
 125A / 100 Amp IP67 Watertight Cap P/N 999-645-WP

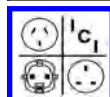
**50/60 Hertz Hz**

**IEC EN 60309-1  
IEC EN 60309-2  
UL 1682  
C22.2 No. 182.1**

**BS 4343  
SABS 1239  
VDE 0623  
DIN 49462/63**

Visit our web site to obtain dimensional product prints and specification data for part numbers listed below. Use the "Search by Part Number" field located on our homepage. Contact us for data sheets and specifications if the item you searched for is not displayed.

VOLTAGE	AMPS	POLES	GROUND POSITION	DEVICE COLOR	PART NUMBER	DESCRIPTION
110-130 V	16 A	2 P + E	4H	Yellow	999-2156-NS	Plug, IP67, European Approved
110-130 V	32 A	2 P + E	4H	Yellow	999-2168-NS	Plug, IP67, European Approved
120 V	20 A	2 P + E	4H	Yellow	888-2156-NS	Plug, IP67, UL & CSA Listed
120 V	30 A	2 P + E	4H	Yellow	888-2168-NS	Plug, IP67, UL & CSA Listed
220/250 V	16A / 20A	2 P + E	6H	Blue	888-2126-NS-WT	Plug, IP67, UL, CSA & European Listed
220/250 V	16 A	3 P + E	9H	Blue	999-2160-NS	Plug, IP67, European Approved
120/208-144/250 V	16 A	3 P + N + E	9H	Blue	999-2166-NS	Plug, IP67, European Approved
220/250 V	32A / 30A	2 P + E	6H	Blue	888-2169-NS	Plug, IP67, UL, CSA & European Listed
220/250 V	32 A	3 P + E	9H	Blue	999-2172-NS	Plug, IP67, European Approved
120/208-144/250 V	32 A	3 P + N + E	9H	Blue	999-2178-NS	Plug, IP67, European Approved
220/250 V	63A / 60A	2 P + E	6H	Blue	888-269306	Plug, IP67, UL, CSA & European Listed
220/250 V	63 A	3 P + E	9H	Blue	999-2184-NS	Plug, IP67, European Approved
120/208-144/250 V	63 A	3 P + N + E	9H	Blue	999-2188-NS	Plug, IP67, European Approved
220/250 V	125 A	2 P + E	6H	Blue	999-2191-NS	Plug, IP67, European Approved
220/250 V	125 A	3 P + E	9H	Blue	999-2194-NS	Plug, IP67, European Approved
120/208-144/250 V	125 A	3 P + N + E	9H	Blue	999-2198-NS	Plug, IP67, European Approved
380/415 V	16 A	2 P + E	9H	Red	999-2158-NS	Plug, IP67, European Approved
380/415 V	16 A	3 P + E	6H	Red	999-2161-NS	Plug, IP67, European Approved
220/380-240/415 V	16A / 20A	3 P + N + E	6H	Red	888-2167-NS	Plug, IP67, UL, CSA & European Listed
380/415 V	32 A	2 P + E	9H	Red	999-2170-NS	Plug, IP67, European Approved
380/415 V	32 A	3 P + E	6H	Red	999-2173-NS	Plug, IP67, European Approved
220/380-240/415 V	32A / 30A	3 P + N + E	6H	Red	888-2179-NS	Plug, IP67, UL, CSA & European Listed
380/415 V	63 A	2 P + E	9H	Red	999-0339-NS	Plug, IP67, European Approved
380/415 V	63 A	3 P + E	6H	Red	999-2185-NS	Plug, IP67, European Approved
220/380-240/415 V	63A / 60A	3 P + N + E	6H	Red	888-2189	Plug, IP67, UL, CSA & European Listed
380/415 V	125 A	2 P + E	9H	Red	999-0439-NS	Plug, IP67, European Approved
380/415 V	125 A	3 P + E	6H	Red	999-2195-NS	Plug, IP67, European Approved
220/380-240/415 V	125A / 100A	3 P + N + E	6H	Red	888-2199	Plug, IP67, UL, CSA & European Listed



# IEC 60309 - CEE 17 - IP44 Splashproof Connectors

E-mail: [sales@internationalconfig.com](mailto:sales@internationalconfig.com)


888-Part Numbers

999-Part Numbers

Web site: [www.internationalconfig.com](http://www.internationalconfig.com)

UL, CSA, European & International  
Universal Approvals

European & International  
Approvals



**50/60 Hertz Hz**

**IEC EN 60309-1**  
**IEC EN 60309-2**  
**UL 1682**  
**C22.2 No. 182.1**

**BS 4343**  
**SABS 1239**  
**VDE 0623**  
**DIN 49462/63**

Visit our web site to obtain dimensional product prints and specification data for part numbers listed below. Use the "Search by Part Number" field located on our homepage. Contact us for data sheets and specifications if the item you searched for is not displayed.

VOLTAGE	AMPS	POLES	GROUND POSITION	DEVICE COLOR	PART NUMBER	DESCRIPTION
110-130 V	16 A	2 P + E	4H	Yellow	999-31000-NS	Connector, IP44, European Approved
110-130 V	32 A	2 P + E	4H	Yellow	999-31012-NS	Connector, IP44, European Approved
120 V	20 A	2 P + E	4H	Yellow	888-31000-NS	Connector, IP44, UL & CSA Listed
120 V	30 A	2 P + E	4H	Yellow	888-31012-NS	Connector, IP44, UL & CSA Listed
220/250 V	16A / 20A	2 P + E	6H	Blue	888-3126-NS	Connector, IP44, UL, CSA & European Listed
220/250 V	16 A	3 P + E	9H	Blue	999-31004-NS	Connector, IP44, European Approved
120/208-144/250 V	16 A	3 P + N + E	9H	Blue	999-31010-NS	Connector, IP44, European Approved
220/250 V	32A / 30A	2 P + E	6H	Blue	888-3138-NS	Connector, IP44, UL, CSA & European Listed
220/250 V	32 A	3 P + E	9H	Blue	999-31016-NS	Connector, IP44, European Approved
120/208-144/250 V	32 A	3 P + N + E	9H	Blue	999-31022-NS	Connector, IP44, European Approved
220/250 V	63A / 60A	2 P + E	6H	Blue	888-360306	Connector, IP44, UL, CSA & European Listed
220/250 V	63 A	3 P + E	9H	Blue		
120/208-144/250 V	63 A	3 P + N + E	9H	Blue		
220/250 V	125 A	2 P + E	6H	Blue		
220/250 V	125 A	3 P + E	9H	Blue		
120/208-144/250 V	125 A	3 P + N + E	9H	Blue		
380/415 V	16 A	2 P + E	9H	Red	999-31002-NS	Connector, IP44, European Approved
380/415 V	16 A	3 P + E	6H	Red	888-31005-NS	Connector, IP44, UL, CSA & European Listed
220/380-240/415 V	16A / 20A	3 P + N + E	6H	Red	888-303-NS	Connector, IP44, UL, CSA & European Listed
380/415 V	32 A	2 P + E	9H	Red	999-31014-NS	Connector, IP44, European Approved
380/415 V	32 A	3 P + E	6H	Red	999-31017-NS	Connector, IP44, European Approved
220/380-240/415 V	32A / 30A	3 P + N + E	6H	Red	888-331-NS	Connector, IP44, UL, CSA & European Listed
380/415 V	63 A	2 P + E	9H	Red		
380/415 V	63 A	3 P + E	6H	Red		
220/380-240/415 V	63A / 60A	3 P + N + E	6H	Red	888-360	Connector, IP44, UL, CSA & European Listed
380/415 V	125 A	2 P + E	9H	Red		
380/415 V	125 A	3 P + E	6H	Red		
220/380-240/415 V	125A / 100A	3 P + N + E	6H	Red		





# IEC 60309 - CEE 17 - IP67 Watertight Connectors

888-Part Numbers

UL, CSA, European & International  
Universal Approvals

999-Part Numbers

European & International  
Approvals

E-mail: [sales@internationalconfig.com](mailto:sales@internationalconfig.com)

Web site: [www.internationalconfig.com](http://www.internationalconfig.com)



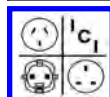
VOLTAGE	AMPS	POLES	GROUND POSITION	DEVICE COLOR	PART NUMBER	DESCRIPTION
110-130 V	16 A	2 P + E	4H	Yellow	999-3156-NS	Connector, IP67, European Approved
110-130 V	32 A	2 P + E	4H	Yellow	999-3168-NS	Connector, IP67, European Approved
120 V	20 A	2 P + E	4H	Yellow	888-3156-NS	Connector, IP67, UL & CSA Listed
120 V	30 A	2 P + E	4H	Yellow	888-3168-NS	Connector, IP67, UL & CSA Listed
220/250 V	16A / 20A	2 P + E	6H	Blue	888-3157-NS	Connector, IP67, UL, CSA & European Listed
220/250 V	16 A	3 P + E	9H	Blue	999-3160-NS	Connector, IP67, European Approved
120/208-144/250 V	16 A	3 P + N + E	9H	Blue	999-3166-NS	Connector, IP67, European Approved
220/250 V	32A / 30A	2 P + E	6H	Blue	888-3169-NS	Connector, IP67, UL, CSA & European Listed
220/250 V	32 A	3 P + E	9H	Blue	999-3172-NS	Connector, IP67, European Approved
120/208-144/250 V	32 A	3 P + N + E	9H	Blue	999-3178-NS	Connector, IP67, European Approved
220/250 V	63A / 60A	2 P + E	6H	Blue	888-369306	Connector, IP67, UL, CSA & European Listed
220/250 V	63 A	3 P + E	9H	Blue	999-3184-NS	Connector, IP67, European Approved
120/208-144/250 V	63 A	3 P + N + E	9H	Blue	999-3188-NS	Connector, IP67, European Approved
220/250 V	125 A	2 P + E	6H	Blue	999-3191-NS	Connector, IP67, European Approved
220/250 V	125 A	3 P + E	9H	Blue	999-3194-NS	Connector, IP67, European Approved
120/208-144/250 V	125 A	3 P + N + E	9H	Blue	999-3198-NS	Connector, IP67, European Approved
380/415 V	16 A	2 P + E	9H	Red	999-3158-NS	Connector, IP67, European Approved
380/415 V	16 A	3 P + E	6H	Red	999-3161-NS	Connector, IP67, European Approved
220/380-240/415 V	16A / 20A	3 P + N + E	6H	Red	888-3167-NS	Connector, IP67, UL, CSA & European Listed
380/415 V	32 A	2 P + E	9H	Red	999-3170-NS	Connector, IP67, European Approved
380/415 V	32 A	3 P + E	6H	Red	999-3173-NS	Connector, IP67, European Approved
220/380-240/415 V	32A / 30A	3 P + N + E	6H	Red	888-3179-NS	Connector, IP67, UL, CSA & European Listed
380/415 V	63 A	2 P + E	9H	Red	999-2339-NS	Connector, IP67, European Approved
380/415 V	63 A	3 P + E	6H	Red	999-3185-NS	Connector, IP67, European Approved
220/380-240/415 V	63A / 60A	3 P + N + E	6H	Red	888-3124	Connector, IP67, UL, CSA & European Listed
380/415 V	125 A	2 P + E	9H	Red	999-2439-NS	Connector, IP67, European Approved
380/415 V	125 A	3 P + E	6H	Red	999-3195-NS	Connector, IP67, European Approved
220/380-240/415 V	125A / 100A	3 P + N + E	6H	Red	888-3199	Connector, IP67, UL, CSA & European Listed

**50/60 Hertz Hz**

IEC EN 60309-1  
IEC EN 60309-2  
UL 1682  
C22.2 No. 182.1

BS 4343  
SABS 1239  
VDE 0623  
DIN 49462/63

Visit our web site to obtain dimensional product prints and specification data for part numbers listed below. Use the "Search by Part Number" field located on our homepage. Contact us for data sheets and specifications if the item you searched for is not displayed.





# IEC 60309 - CEE 17 - IP44 Splashproof Receptacles

E-mail: [sales@internationalconfig.com](mailto:sales@internationalconfig.com)

888-Part Numbers

999-Part Numbers

Web site: [www.internationalconfig.com](http://www.internationalconfig.com)

UL, CSA, European & International  
Universal Approvals

European & International  
Approvals



Panel Mount, Angle Type



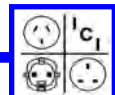
**50/60 Hertz Hz**

**IEC EN 60309-1  
IEC EN 60309-2  
UL 1682  
C22.2 No. 182.1**

**BS 4343  
SABS 1239  
VDE 0623  
DIN 49462/63**

Visit our web site to obtain dimensional product prints and specification data for part numbers listed below. Use the "Search by Part Number" field located on our homepage. Contact us for data sheets and specifications if the item you searched for is not displayed.

VOLTAGE	AMPS	POLES	GROUND POSITION	DEVICE COLOR	PART NUMBER	DESCRIPTION
110-130 V	16 A	2 P + E	4H	Yellow	999-1216-NS	Receptacle, IP44, European Approved
110-130 V	32 A	2 P + E	4H	Yellow	999-1228-NS	Receptacle, IP44, European Approved
120 V	20 A	2 P + E	4H	Yellow	888-1216-NS	Receptacle, IP44, UL & CSA Listed
120 V	30 A	2 P + E	4H	Yellow	888-1228-NS	Receptacle, IP44, UL & CSA Listed
220/250 V	16A / 20A	2 P + E	6H	Blue	888-1217-NS	Receptacle, IP44, UL, CSA & European Listed
220/250 V	16 A	3 P + E	9H	Blue	999-1220-NS	Receptacle, IP44, European Approved
120/208-144/250 V	16 A	3 P + N + E	9H	Blue	999-1226-NS	Receptacle, IP44, European Approved
220/250 V	32A / 30A	2 P + E	6H	Blue	888-1229-NS	Receptacle, IP44, UL, CSA & European Listed
220/250 V	32 A	3 P + E	9H	Blue	999-1232-NS	Receptacle, IP44, European Approved
120/208-144/250 V	32 A	3 P + N + E	9H	Blue	999-1238-NS	Receptacle, IP44, European Approved
220/250 V	63A / 60A	2 P + E	6H	Blue	888-560306	Receptacle, IP44, UL, CSA & European Listed
220/250 V	63 A	3 P + E	9H	Blue	999-1207-NS	Receptacle, IP44, European Approved
120/208-144/250 V	63 A	3 P + N + E	9H	Blue	999-1208-NS	Receptacle, IP44, European Approved
220/250 V	125 A	2 P + E	6H	Blue		
220/250 V	125 A	3 P + E	9H	Blue		
120/208-144/250 V	125 A	3 P + N + E	9H	Blue		
380/415 V	16 A	2 P + E	9H	Red	999-1218-NS	Receptacle, IP44, European Approved
380/415 V	16 A	3 P + E	6H	Red	999-1221-NS	Receptacle, IP44, European Approved
220/380-240/415 V	16A / 20A	3 P + N + E	6H	Red	888-1227-NS	Receptacle, IP44, UL, CSA & European Listed
380/415 V	32 A	2 P + E	9H	Red	999-1230-NS	Receptacle, IP44, European Approved
380/415 V	32 A	3 P + E	6H	Red	999-1233-NS	Receptacle, IP44, European Approved
220/380-240/415 V	32A / 30A	3 P + N + E	6H	Red	888-1239-NS	Receptacle, IP44, UL, CSA & European Listed
380/415 V	63 A	2 P + E	9H	Red		
380/415 V	63 A	3 P + E	6H	Red	999-1201-NS	Receptacle, IP44, European Approved
220/380-240/415 V	63A / 60A	3 P + N + E	6H	Red	888-560	Receptacle, IP44, UL, CSA & European Listed
380/415 V	125 A	2 P + E	9H	Red		
380/415 V	125 A	3 P + E	6H	Red		
220/380-240/415 V	125A / 100A	3 P + N + E	6H	Red		



# IEC 60309 - CEE 17 - IP44 Splashproof Receptacles

E-mail: [sales@internationalconfig.com](mailto:sales@internationalconfig.com)

888-Part Numbers

UL, CSA, European & International  
Universal Approvals

999-Part Numbers

European & International  
Approvals

Web site: [www.internationalconfig.com](http://www.internationalconfig.com)



Panel Mount, Straight Type



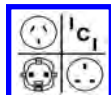
**50/60 Hertz Hz**

**IEC EN 60309-1**  
**IEC EN 60309-2**  
**UL 1682**  
**C22.2 No. 182.1**

**BS 4343**  
**SABS 1239**  
**VDE 0623**  
**DIN 49462/63**

Visit our web site to obtain dimensional product prints and specification data for part numbers listed below. Use the "Search by Part Number" field located on our homepage. Contact us for data sheets and specifications if the item you searched for is not displayed.

VOLTAGE	AMPS	POLES	GROUND POSITION	DEVICE COLOR	PART NUMBER	DESCRIPTION
110-130 V	16 A	2 P + E	4H	Yellow	999-13000-NS	Receptacle, IP44, European Approved
110-130 V	32 A	2 P + E	4H	Yellow	999-13006-NS	Receptacle, IP44, European Approved
120 V	20 A	2 P + E	4H	Yellow	888-13000-NS	Receptacle, IP44, UL & CSA Listed
120 V	30 A	2 P + E	4H	Yellow	888-13006-NS	Receptacle, IP44, UL & CSA Listed
220/250 V	16A / 20A	2 P + E	6H	Blue	888-13001-NS	Receptacle, IP44, UL, CSA & European Listed
220/250 V	16 A	3 P + E	9H	Blue	999-1323-NS	Receptacle, IP44, European Approved
120/208-144/250 V	16 A	3 P + N + E	9H	Blue	999-13004-NS	Receptacle, IP44, European Approved
220/250 V	32A / 30A	2 P + E	6H	Blue	888-13007-NS	Receptacle, IP44, UL, CSA & European Listed
220/250 V	32 A	3 P + E	9H	Blue	999-13010-NS	Receptacle, IP44, European Approved
120/208-144/250 V	32 A	3 P + N + E	9H	Blue	999-1332-NS	Receptacle, IP44, European Approved
220/250 V	63A / 60A	2 P + E	6H	Blue	888-460306	Receptacle, IP44, UL, CSA & European Listed
220/250 V	63 A	3 P + E	9H	Blue		
120/208-144/250 V	63 A	3 P + N + E	9H	Blue	999-1305-NS	Receptacle, IP44, European Approved
220/250 V	125 A	2 P + E	6H	Blue		
220/250 V	125 A	3 P + E	9H	Blue		
120/208-144/250 V	125 A	3 P + N + E	9H	Blue		
380/415 V	16 A	2 P + E	9H	Red	999-13002-NS	Receptacle, IP44, European Approved
380/415 V	16 A	3 P + E	6H	Red	999-1324-NS	Receptacle, IP44, European Approved
220/380-240/415 V	16A / 20A	3 P + N + E	6H	Red	888-13005-NS	Receptacle, IP44, UL, CSA & European Listed
380/415 V	32 A	2 P + E	9H	Red	999-13008-NS	Receptacle, IP44, European Approved
380/415 V	32 A	3 P + E	6H	Red	999-13011-NS	Receptacle, IP44, European Approved
220/380-240/415 V	32A / 30A	3 P + N + E	6H	Red	888-1333-NS	Receptacle, IP44, UL, CSA & European Listed
380/415 V	63 A	2 P + E	9H	Red		
380/415 V	63 A	3 P + E	6H	Red		
220/380-240/415 V	63A / 60A	3 P + N + E	6H	Red	888-460	Receptacle, IP44, UL, CSA & European Listed
380/415 V	125 A	2 P + E	9H	Red		
380/415 V	125 A	3 P + E	6H	Red		
220/380-240/415 V	125A / 100A	3 P + N + E	6H	Red		



# IEC 60309 - CEE 17 - IP67 Watertight Receptacles

E-mail: [sales@internationalconfig.com](mailto:sales@internationalconfig.com)

888-Part Numbers

999-Part Numbers

Web site: [www.internationalconfig.com](http://www.internationalconfig.com)

UL, CSA, European & International  
Universal Approvals

European & International  
Approvals



Panel Mount, Angle Type



**50/60 Hertz Hz**

**IEC EN 60309-1**  
**IEC EN 60309-2**  
**UL 1682**  
**C22.2 No. 182.1**

**BS 4343**  
**SABS 1239**  
**VDE 0623**  
**DIN 49462/63**

Visit our web site to obtain dimensional product prints and specification data for part numbers listed below. Use the "Search by Part Number" field located on our homepage. Contact us for data sheets and specifications if the item you searched for is not displayed.

VOLTAGE	AMPS	POLES	GROUND POSITION	DEVICE COLOR	PART NUMBER	DESCRIPTION
110-130 V	16 A	2 P + E	4H	Yellow	999-1265-NS	Receptacle, IP67, European Approved
110-130 V	32 A	2 P + E	4H	Yellow	999-42324-NS	Receptacle, IP67, European Approved
120 V	20 A	2 P + E	4H	Yellow	888-1265-NS	Receptacle, IP67, UL & CSA Listed
120 V	30 A	2 P + E	4H	Yellow	888-42324-NS	Receptacle, IP67, UL & CSA Listed
220/250 V	16A / 20A	2 P + E	6H	Blue	888-1266-NS	Receptacle, IP67, UL, CSA & European Listed
220/250 V	16 A	3 P + E	9H	Blue	999-41429-NS	Receptacle, IP67, European Approved
120/208-144/250 V	16 A	3 P + N + E	9H	Blue	999-1275-NS	Receptacle, IP67, European Approved
220/250 V	32A / 30A	2 P + E	6H	Blue	888-42326-NS	Receptacle, IP67, UL, CSA & European Listed
220/250 V	32 A	3 P + E	9H	Blue	999-42429-NS	Receptacle, IP67, European Approved
120/208-144/250 V	32 A	3 P + N + E	9H	Blue	999-1287-NS	Receptacle, IP67, European Approved
220/250 V	63A / 60A	2 P + E	6H	Blue	888-569306	Receptacle, IP67, UL, CSA & European Listed
220/250 V	63 A	3 P + E	9H	Blue	999-1205-NS	Receptacle, IP67, European Approved
120/208-144/250 V	63 A	3 P + N + E	9H	Blue	999-1206-NS	Receptacle, IP67, European Approved
220/250 V	125 A	2 P + E	6H	Blue	999-12100-NS	Receptacle, IP67, European Approved
220/250 V	125 A	3 P + E	9H	Blue	999-12103-NS	Receptacle, IP67, European Approved
120/208-144/250 V	125 A	3 P + N + E	9H	Blue	999-12107-NS	Receptacle, IP67, European Approved
380/415 V	16 A	2 P + E	9H	Red	999-1267-NS	Receptacle, IP67, European Approved
380/415 V	16 A	3 P + E	6H	Red	999-41426-NS	Receptacle, IP67, European Approved
220/380-240/415 V	16A / 20A	3 P + N + E	6H	Red	888-1276-NS	Receptacle, IP67, UL, CSA & European Listed
380/415 V	32 A	2 P + E	9H	Red	999-42329-NS	Receptacle, IP67, European Approved
380/415 V	32 A	3 P + E	6H	Red	999-42426-NS	Receptacle, IP67, European Approved
220/380-240/415 V	32A / 30A	3 P + N + E	6H	Red	888-1288-NS	Receptacle, IP67, UL, CSA & European Listed
380/415 V	63 A	2 P + E	9H	Red	999-4339-NS	Receptacle, IP67, European Approved
380/415 V	63 A	3 P + E	6H	Red	999-1200-NS	Receptacle, IP67, European Approved
220/380-240/415 V	63A / 60A	3 P + N + E	6H	Red	888-129	Receptacle, IP67, UL, CSA & European Listed
380/415 V	125 A	2 P + E	9H	Red	999-4439-NS	Receptacle, IP67, European Approved
380/415 V	125 A	3 P + E	6H	Red	999-12104-NS	Receptacle, IP67, European Approved
220/380-240/415 V	125A / 100A	3 P + N + E	6H	Red	888-12108	Receptacle, IP67, UL, CSA & European Listed



# IEC 60309 - CEE 17 - IP67 Watertight Receptacles

E-mail: [sales@internationalconfig.com](mailto:sales@internationalconfig.com)

888-Part Numbers

999-Part Numbers

Web site: [www.internationalconfig.com](http://www.internationalconfig.com)

UL, CSA, European & International  
Universal Approvals

European & International  
Approvals



Panel Mount, Straight Type



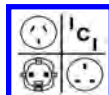
**50/60 Hertz Hz**

IEC EN 60309-1  
IEC EN 60309-2  
UL 1682  
C22.2 No. 182.1

BS 4343  
SABS 1239  
VDE 0623  
DIN 49462/63

Visit our web site to obtain dimensional product prints and specification data for part numbers listed below. Use the "Search by Part Number" field located on our homepage. Contact us for data sheets and specifications if the item you searched for is not displayed.

VOLTAGE	AMPS	POLES	GROUND POSITION	DEVICE COLOR	PART NUMBER	DESCRIPTION
110-130 V	16 A	2 P + E	4H	Yellow	999-1371-NS	Receptacle, IP67, European Approved
110-130 V	32 A	2 P + E	4H	Yellow	999-13023-NS	Receptacle, IP67, European Approved
120 V	20 A	2 P + E	4H	Yellow	888-1371-NS	Receptacle, IP67, UL & CSA Listed
120 V	30 A	2 P + E	4H	Yellow	888-13023-NS	Receptacle, IP67, UL & CSA Listed
220/250 V	16A / 20A	2 P + E	6H	Blue	888-1372-NS	Receptacle, IP67, UL, CSA & European Listed
220/250 V	16 A	3 P + E	9H	Blue	999-31429-NS	Receptacle, IP67, European Approved
120/208-144/250 V	16 A	3 P + N + E	9H	Blue	999-1381-NS	Receptacle, IP67, European Approved
220/250 V	32A / 30A	2 P + E	6H	Blue	888-13024-NS	Receptacle, IP67, UL, CSA & European Listed
220/250 V	32 A	3 P + E	9H	Blue	999-32429-NS	Receptacle, IP67, European Approved
120/208-144/250 V	32 A	3 P + N + E	9H	Blue	999-1369-NS	Receptacle, IP67, European Approved
220/250 V	63A / 60A	2 P + E	6H	Blue	888-469306	Receptacle, IP67, UL, CSA & European Listed
220/250 V	63 A	3 P + E	9H	Blue	999-1399-NS	Receptacle, IP67, European Approved
120/208-144/250 V	63 A	3 P + N + E	9H	Blue	999-13103-NS	Receptacle, IP67, European Approved
220/250 V	125 A	2 P + E	6H	Blue	999-1402-NS	Receptacle, IP67, European Approved
220/250 V	125 A	3 P + E	9H	Blue	999-1404-NS	Receptacle, IP67, European Approved
120/208-144/250 V	125 A	3 P + N + E	9H	Blue	999-3459-NS	Receptacle, IP67, European Approved
380/415 V	16 A	2 P + E	9H	Red	999-1373-NS	Receptacle, IP67, European Approved
380/415 V	16 A	3 P + E	6H	Red	999-1376-NS	Receptacle, IP67, European Approved
220/380-240/415 V	16A / 20A	3 P + N + E	6H	Red	888-1382-NS	Receptacle, IP67, UL, CSA & European Listed
380/415 V	32 A	2 P + E	9H	Red	999-13025-NS	Receptacle, IP67, European Approved
380/415 V	32 A	3 P + E	6H	Red	999-13028-NS	Receptacle, IP67, European Approved
220/380-240/415 V	32A / 30A	3 P + N + E	6H	Red	888-1370-NS	Receptacle, IP67, UL, CSA & European Listed
380/415 V	63 A	2 P + E	9H	Red	999-3339-NS	Receptacle, IP67, European Approved
380/415 V	63 A	3 P + E	6H	Red	999-13100-NS	Receptacle, IP67, European Approved
220/380-240/415 V	63A / 60A	3 P + N + E	6H	Red	888-469	Receptacle, IP67, UL, CSA & European Listed
380/415 V	125 A	2 P + E	9H	Red	999-3439-NS	Receptacle, IP67, European Approved
380/415 V	125 A	3 P + E	6H	Red	999-1406-NS	Receptacle, IP67, European Approved
220/380-240/415 V	125A / 100A	3 P + N + E	6H	Red	888-479	Receptacle, IP67, UL, CSA & European Listed





# IEC 60309 - CEE 17 - IP44 Splashproof Receptacles

E-mail: [sales@internationalconfig.com](mailto:sales@internationalconfig.com)

888-Part Numbers

999-Part Numbers

Web site: [www.internationalconfig.com](http://www.internationalconfig.com)

UL, CSA, European & International  
Universal Approvals

European & International  
Approvals

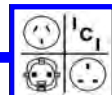


Wall Mount With Box



<b>50/60 Hertz Hz</b>	<b>IEC EN 60309-1</b> <b>IEC EN 60309-2</b> <b>UL 1682</b> <b>C22.2 No. 182.1</b>	<b>BS 4343</b> <b>SABS 1239</b> <b>VDE 0623</b> <b>DIN 49462/63</b>	Visit our web site to obtain dimensional product prints and specification data for part numbers listed below. Use the "Search by Part Number" field located on our homepage. Contact us for data sheets and specifications if the item you searched for is not displayed.
-------------------------------	--	--	---

VOLTAGE	AMPS	POLES	GROUND POSITION	DEVICE COLOR	PART NUMBER	DESCRIPTION
110-130 V	16 A	2 P + E	4H	Yellow	999-110-NS	Receptacle, IP44, European Approved
110-130 V	32 A	2 P + E	4H	Yellow	999-1113-NS	Receptacle, IP44, European Approved
120 V	20 A	2 P + E	4H	Yellow	888-110-NS	Receptacle, IP44, UL & CSA Listed
120 V	30 A	2 P + E	4H	Yellow	888-1113-NS	Receptacle, IP44, UL & CSA Listed
220/250 V	16A / 20A	2 P + E	6H	Blue	888-111-NS	Receptacle, IP44, UL, CSA & European Listed
220/250 V	16 A	3 P + E	9H	Blue	999-114-NS	Receptacle, IP44, European Approved
120/208-144/250 V	16 A	3 P + N + E	9H	Blue	999-1111-NS	Receptacle, IP44, European Approved
220/250 V	32A / 30A	2 P + E	6H	Blue	888-1114-NS	Receptacle, IP44, UL, CSA & European Listed
220/250 V	32 A	3 P + E	9H	Blue	999-1117-NS	Receptacle, IP44, European Approved
120/208-144/250 V	32 A	3 P + N + E	9H	Blue	999-1123-NS	Receptacle, IP44, European Approved
220/250 V	63A / 60A	2 P + E	6H	Blue		
220/250 V	63 A	3 P + E	9H	Blue	999-1126-NS	Receptacle, IP44, European Approved
120/208-144/250 V	63 A	3 P + N + E	9H	Blue	999-1130-NS	Receptacle, IP44, European Approved
220/250 V	125 A	2 P + E	6H	Blue		
220/250 V	125 A	3 P + E	9H	Blue		
120/208-144/250 V	125 A	3 P + N + E	9H	Blue		
380/415 V	16 A	2 P + E	9H	Red	999-112-NS	Receptacle, IP44, European Approved
380/415 V	16 A	3 P + E	6H	Red	999-115-NS	Receptacle, IP44, European Approved
220/380-240/415 V	16A / 20A	3 P + N + E	6H	Red	888-102-NS	Receptacle, IP44, UL, CSA & European Listed
380/415 V	32 A	2 P + E	9H	Red	999-1115-NS	Receptacle, IP44, European Approved
380/415 V	32 A	3 P + E	6H	Red	999-1118-NS	Receptacle, IP44, European Approved
220/380-240/415 V	32A / 30A	3 P + N + E	6H	Red	888-103-NS	Receptacle, IP44, UL, CSA & European Listed
380/415 V	63 A	2 P + E	9H	Red		
380/415 V	63 A	3 P + E	6H	Red	999-1127-NS	Receptacle, IP44, European Approved
220/380-240/415 V	63A / 60A	3 P + N + E	6H	Red	888-161	Receptacle, IP44, UL, CSA & European Listed
380/415 V	125 A	2 P + E	9H	Red		
380/415 V	125 A	3 P + E	6H	Red		
220/380-240/415 V	125A / 100A	3 P + N + E	6H	Red		





# IEC 60309 - CEE 17 - IP67 Watertight Receptacles

E-mail: [sales@internationalconfig.com](mailto:sales@internationalconfig.com)

888-Part Numbers

999-Part Numbers

Web site: [www.internationalconfig.com](http://www.internationalconfig.com)

UL, CSA, European & International  
Universal Approvals

European & International  
Approvals



Wall Mount With Box



VOLTAGE	AMPS	POLES	GROUND POSITION	DEVICE COLOR	PART NUMBER	DESCRIPTION
110-130 V	16 A	2 P + E	4H	Yellow	999-1132-NS	Receptacle, IP67, European Approved
110-130 V	32 A	2 P + E	4H	Yellow	999-1144-NS	Receptacle, IP67, European Approved
120 V	20 A	2 P + E	4H	Yellow	888-1132-NS	Receptacle, IP67, UL & CSA Listed
120 V	30 A	2 P + E	4H	Yellow	888-1144-NS	Receptacle, IP67, UL & CSA Listed
220/250 V	16A / 20A	2 P + E	6H	Blue	888-1133-NS	Receptacle, IP67, UL, CSA & European Listed
220/250 V	16 A	3 P + E	9H	Blue	999-1136-NS	Receptacle, IP67, European Approved
120/208-144/250 V	16 A	3 P + N + E	9H	Blue	999-1142-NS	Receptacle, IP67, European Approved
220/250 V	32A / 30A	2 P + E	6H	Blue	888-3227-NS	Receptacle, IP67, UL, CSA & European Listed
220/250 V	32 A	3 P + E	9H	Blue	999-1148-NS	Receptacle, IP67, European Approved
120/208-144/250 V	32 A	3 P + N + E	9H	Blue	999-1154-NS	Receptacle, IP67, European Approved
220/250 V	63A / 60A	2 P + E	6H	Blue	999-1157-NS	Receptacle, IP67, European Approved
220/250 V	63 A	3 P + E	9H	Blue	999-1160-NS	Receptacle, IP67, European Approved
120/208-144/250 V	63 A	3 P + N + E	9H	Blue	999-1164-NS	Receptacle, IP67, European Approved
220/250 V	125 A	2 P + E	6H	Blue	999-1167-NS	Receptacle, IP67, European Approved
220/250 V	125 A	3 P + E	9H	Blue	999-1170-NS	Receptacle, IP67, European Approved
120/208-144/250 V	125 A	3 P + N + E	9H	Blue		
380/415 V	16 A	2 P + E	9H	Red	999-1134-NS	Receptacle, IP67, European Approved
380/415 V	16 A	3 P + E	6H	Red	999-1137-NS	Receptacle, IP67, European Approved
220/380-240/415 V	16A / 20A	3 P + N + E	6H	Red	888-1043-NS	Receptacle, IP67, UL, CSA & European Listed
380/415 V	32 A	2 P + E	9H	Red		
380/415 V	32 A	3 P + E	6H	Red	999-1149-NS	Receptacle, IP67, European Approved
220/380-240/415 V	32A / 30A	3 P + N + E	6H	Red	888-1155-NS	Receptacle, IP67, UL, CSA & European Listed
380/415 V	63 A	2 P + E	9H	Red		
380/415 V	63 A	3 P + E	6H	Red	999-1161-NS	Receptacle, IP67, European Approved
220/380-240/415 V	63A / 60A	3 P + N + E	6H	Red	888-169	Receptacle, IP67, UL, CSA & European Listed
380/415 V	125 A	2 P + E	9H	Red		
380/415 V	125 A	3 P + E	6H	Red	999-1171-NS	Receptacle, IP67, European Approved
220/380-240/415 V	125A / 100A	3 P + N + E	6H	Red	888-179	Receptacle, IP67, UL, CSA & European Listed

**50/60 Hertz Hz**

IEC EN 60309-1  
IEC EN 60309-2  
UL 1682  
C22.2 No. 182.1

BS 4343  
SABS 1239  
VDE 0623  
DIN 49462/63

Visit our web site to obtain dimensional product prints and specification data for part numbers listed below. Use the "Search by Part Number" field located on our homepage. Contact us for data sheets and specifications if the item you searched for is not displayed.



# IEC 60309 - CEE 17 - IP44 Splashproof Inlets

888-Part Numbers

999-Part Numbers

E-mail: [sales@internationalconfig.com](mailto:sales@internationalconfig.com)


Web site: [www.internationalconfig.com](http://www.internationalconfig.com)

UL, CSA, European & International  
Universal Approvals

European & International  
Approvals



**Panel Mount, Straight Type**



**Plug and Inlet Closure Caps. Fits 999- & 888- Devices.**  
 16A / 20 Amp 2P+E Dust Cap P/N 999-613, P/N 999-613-WP  
 16A / 20 Amp 3P+E Dust Cap P/N 999-614, P/N 999-614-WP  
 16A / 20 Amp 3P+N+E Dust Cap P/N 999-615, P/N 999-615-WP  
 32A / 30 Amp 2P+E, 3P+E Dust Cap P/N 999-623, P/N 999-623-WP  
 32A / 30 Amp 3P+N+E Dust Cap P/N 999-625, P/N 999-625-WP  
 63A / 60 Amp Dust Cap P/N 999-635  
 125A / 100 Amp Dust Cap P/N 999-645  
 63A / 60 Amp IP67 Watertight Cap P/N 999-635-WP  
 125A / 100 Amp IP67 Watertight Cap P/N 999-645-WP

<b>50/60 Hertz Hz</b>	<b>IEC EN 60309-1</b> <b>IEC EN 60309-2</b> <b>UL 1682</b> <b>C22.2 No. 182.1</b>	<b>BS 4343</b> <b>SABS 1239</b> <b>VDE 0623</b> <b>DIN 49462/63</b>	Visit our web site to obtain dimensional product prints and specification data for part numbers listed below. Use the "Search by Part Number" field located on our homepage. Contact us for data sheets and specifications if the item you searched for is not displayed.
-------------------------------	--	--	---

VOLTAGE	AMPS	POLES	GROUND POSITION	DEVICE COLOR	PART NUMBER	DESCRIPTION
110-130 V	16 A	2 P + E	4H	Yellow	999-6134-NS	Inlet, IP44, European Approved
110-130 V	32 A	2 P + E	4H	Yellow	999-6234-NS	Inlet, IP44, European Approved
120 V	20 A	2 P + E	4H	Yellow	888-6134-NS	Inlet, IP44, UL & CSA Listed
120 V	30 A	2 P + E	4H	Yellow	888-6234-NS	Inlet, IP44, UL & CSA Listed
220/250 V	16A / 20A	2 P + E	6H	Blue	888-6136-NS	Inlet, IP44, UL, CSA & European Listed
220/250 V	16 A	3 P + E	9H	Blue	999-6149-NS	Inlet, IP44, European Approved
120/208-144/250 V	16 A	3 P + N + E	9H	Blue	999-6159-NS	Inlet, IP44, European Approved
220/250 V	32A / 30A	2 P + E	6H	Blue	888-6236-NS	Inlet, IP44, UL, CSA & European Listed
220/250 V	32 A	3 P + E	9H	Blue	999-6249-NS	Inlet, IP44, European Approved
120/208-144/250 V	32 A	3 P + N + E	9H	Blue	999-6259-NS	Inlet, IP44, European Approved
220/250 V	63A / 60A	2 P + E	6H	Blue		
220/250 V	63 A	3 P + E	9H	Blue		
120/208-144/250 V	63 A	3 P + N + E	9H	Blue		
220/250 V	125 A	2 P + E	6H	Blue		
220/250 V	125 A	3 P + E	9H	Blue		
120/208-144/250 V	125 A	3 P + N + E	9H	Blue		
380/415 V	16 A	2 P + E	9H	Red	999-6139-NS	Inlet, IP44, European Approved
380/415 V	16 A	3 P + E	6H	Red	999-6146-NS	Inlet, IP44, European Approved
220/380-240/415 V	16A / 20A	3 P + N + E	6H	Red	888-7156-NS	Inlet, IP44, UL, CSA & European Listed
380/415 V	32 A	2 P + E	9H	Red		
380/415 V	32 A	3 P + E	6H	Red	999-6246-NS	Inlet, IP44, European Approved
220/380-240/415 V	32A / 30A	3 P + N + E	6H	Red	888-6256-NS	Inlet, IP44, UL, CSA & European Listed
380/415 V	63 A	2 P + E	9H	Red		
380/415 V	63 A	3 P + E	6H	Red		
220/380-240/415 V	63A / 60A	3 P + N + E	6H	Red		
380/415 V	125 A	2 P + E	9H	Red		
380/415 V	125 A	3 P + E	6H	Red		
220/380-240/415 V	125A / 100A	3 P + N + E	6H	Red		



# IEC 60309 - CEE 17 - IP67 Watertight Inlets

888-Part Numbers

UL, CSA, European & International  
Universal Approvals

999-Part Numbers

European & International  
Approvals

E-mail: [sales@internationalconfig.com](mailto:sales@internationalconfig.com)

Web site: [www.internationalconfig.com](http://www.internationalconfig.com)



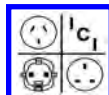
Panel Mount, Straight Type



**Plug and Inlet Closure Caps. Fits 999- & 888- Devices.**  
 16A / 20 Amp 2P+E Dust Cap P/N 999-613, P/N 999-613-WP  
 16A / 20 Amp 3P+E Dust Cap P/N 999-614, P/N 999-614-WP  
 16A / 20 Amp 3P+N+E Dust Cap P/N 999-615, P/N 999-615-WP  
 32A / 30 Amp 2P+E, 3P+E Dust Cap P/N 999-623, P/N 999-623-WP  
 32A / 30 Amp 3P+N+E Dust Cap P/N 999-625, P/N 999-625-WP  
 63A / 60 Amp Dust Cap P/N 999-635  
 125A / 100 Amp Dust Cap P/N 999-645  
 63A / 60 Amp IP67 Watertight Cap P/N 999-635-WP  
 125A / 100 Amp IP67 Watertight Cap P/N 999-645-WP

<b>50/60 Hertz Hz</b>	<b>IEC EN 60309-1</b> <b>IEC EN 60309-2</b> <b>UL 1682</b> <b>C22.2 No. 182.1</b>	<b>BS 4343</b> <b>SABS 1239</b> <b>VDE 0623</b> <b>DIN 49462/63</b>	Visit our web site to obtain dimensional product prints and specification data for part numbers listed below. Use the "Search by Part Number" field located on our homepage. Contact us for data sheets and specifications if the item you searched for is not displayed.
-------------------------------	--	--	---

VOLTAGE	AMPS	POLES	GROUND POSITION	DEVICE COLOR	PART NUMBER	DESCRIPTION
110-130 V	16 A	2 P + E	4H	Yellow		
110-130 V	32 A	2 P + E	4H	Yellow		
120 V	20 A	2 P + E	4H	Yellow		
120 V	30 A	2 P + E	4H	Yellow		
220/250 V	16A / 20A	2 P + E	6H	Blue		
220/250 V	16 A	3 P + E	9H	Blue		
120/208-144/250 V	16 A	3 P + N + E	9H	Blue		
220/250 V	32A / 30A	2 P + E	6H	Blue		
220/250 V	32 A	3 P + E	9H	Blue		
120/208-144/250 V	32 A	3 P + N + E	9H	Blue		
220/250 V	63A / 60A	2 P + E	6H	Blue	999-6336-NS	Inlet, IP67, European Approved
220/250 V	63 A	3 P + E	9H	Blue	999-6349-NS	Inlet, IP67, European Approved
120/208-144/250 V	63 A	3 P + N + E	9H	Blue	999-6359-NS	Inlet, IP67, European Approved
220/250 V	125 A	2 P + E	6H	Blue	999-6436-NS	Inlet, IP67, European Approved
220/250 V	125 A	3 P + E	9H	Blue	999-6449-NS	Inlet, IP67, European Approved
120/208-144/250 V	125 A	3 P + N + E	9H	Blue	999-6459-NS	Inlet, IP67, European Approved
380/415 V	16 A	2 P + E	9H	Red		
380/415 V	16 A	3 P + E	6H	Red		
220/380-240/415 V	16A / 20A	3 P + N + E	6H	Red		
380/415 V	32 A	2 P + E	9H	Red		
380/415 V	32 A	3 P + E	6H	Red		
220/380-240/415 V	32A / 30A	3 P + N + E	6H	Red		
380/415 V	63 A	2 P + E	9H	Red	999-6339-NS	Inlet, IP67, European Approved
380/415 V	63 A	3 P + E	6H	Red	999-6346-NS	Inlet, IP67, European Approved
220/380-240/415 V	63A / 60A	3 P + N + E	6H	Red	888-665	Inlet, IP67, UL, CSA & European Listed
380/415 V	125 A	2 P + E	9H	Red	999-6439-NS	Inlet, IP67, European Approved
380/415 V	125 A	3 P + E	6H	Red	999-6446-NS	Inlet, IP67, European Approved
220/380-240/415 V	125A / 100A	3 P + N + E	6H	Red	888-679	Inlet, IP67, UL, CSA & European Listed



# IEC 60309 - CEE 17 - IP44 Splashproof Inlets

888-Part Numbers

999-Part Numbers

UL, CSA, European & International  
Universal Approvals


European & International  
Approvals

E-mail: [sales@internationalconfig.com](mailto:sales@internationalconfig.com)

Web site: [www.internationalconfig.com](http://www.internationalconfig.com)



## Panel Mount, Angle Type



**Plug and Inlet Closure Caps. Fits 999- & 888- Devices.**  
 16A / 20 Amp 2P+E Dust Cap P/N 999-613, P/N 999-613-WP  
 16A / 20 Amp 3P+E Dust Cap P/N 999-614, P/N 999-614-WP  
 16A / 20 Amp 3P+N+E Dust Cap P/N 999-615, P/N 999-615-WP  
 32A / 30 Amp 2P+E, 3P+E Dust Cap P/N 999-623, P/N 999-623-WP  
 32A / 30 Amp 3P+N+E Dust Cap P/N 999-625, P/N 999-625-WP  
 63A / 60 Amp Dust Cap P/N 999-635  
 125A / 100 Amp Dust Cap P/N 999-645  
 63A / 60 Amp IP67 Watertight Cap P/N 999-635-WP  
 125A / 100 Amp IP67 Watertight Cap P/N 999-645-WP

<b>50/60 Hertz Hz</b>	<b>IEC EN 60309-1</b> <b>IEC EN 60309-2</b> <b>UL 1682</b> <b>C22.2 No. 182.1</b>	<b>BS 4343</b> <b>SABS 1239</b> <b>VDE 0623</b> <b>DIN 49462/63</b>	Visit our web site to obtain dimensional product prints and specification data for part numbers listed below. Use the "Search by Part Number" field located on our homepage. Contact us for data sheets and specifications if the item you searched for is not displayed.
-------------------------------	--	--	---

VOLTAGE	AMPS	POLES	GROUND POSITION	DEVICE COLOR	PART NUMBER	DESCRIPTION
110-130 V	16 A	2 P + E	4H	Yellow	999-2705-NS	Inlet, IP44, European Approved
110-130 V	32 A	2 P + E	4H	Yellow	999-2758-NS	Inlet, IP44, European Approved
120 V	20 A	2 P + E	4H	Yellow	888-611316	Inlet, IP44, UL & CSA Listed
120 V	30 A	2 P + E	4H	Yellow	888-631316	Inlet, IP44, UL & CSA Listed
220/250 V	16A / 20A	2 P + E	6H	Blue	888-611306	Inlet, IP44, UL, CSA & European Listed
220/250 V	16 A	3 P + E	9H	Blue	999-2709-NS	Inlet, IP44, European Approved
120/208-144/250 V	16 A	3 P + N + E	9H	Blue	999-2756-NS	Inlet, IP44, European Approved
220/250 V	32A / 30A	2 P + E	6H	Blue	888-631306	Inlet, IP44, UL, CSA & European Listed
220/250 V	32 A	3 P + E	9H	Blue	999-2762-NS	Inlet, IP44, European Approved
120/208-144/250 V	32 A	3 P + N + E	9H	Blue	999-2768-NS	Inlet, IP44, European Approved
220/250 V	63A / 60A	2 P + E	6H	Blue	888-661306	Inlet, IP44, UL, CSA & European Listed
220/250 V	63 A	3 P + E	9H	Blue		
120/208-144/250 V	63 A	3 P + N + E	9H	Blue		
220/250 V	125 A	2 P + E	6H	Blue		
220/250 V	125 A	3 P + E	9H	Blue		
120/208-144/250 V	125 A	3 P + N + E	9H	Blue		
380/415 V	16 A	2 P + E	9H	Red	999-7139-NS	Inlet, IP44, European Approved
380/415 V	16 A	3 P + E	6H	Red	999-2751-NS	Inlet, IP44, European Approved
220/380-240/415 V	16A / 20A	3 P + N + E	6H	Red	888-2757-NS	Inlet, IP44, UL, CSA & European Listed
380/415 V	32 A	2 P + E	9H	Red	999-7239-NS	Inlet, IP44, European Approved
380/415 V	32 A	3 P + E	6H	Red	999-2763-NS	Inlet, IP44, European Approved
220/380-240/415 V	32A / 30A	3 P + N + E	6H	Red	888-2769-NS	Inlet, IP44, UL, CSA & European Listed
380/415 V	63 A	2 P + E	9H	Red		
380/415 V	63 A	3 P + E	6H	Red		
220/380-240/415 V	63A / 60A	3 P + N + E	6H	Red		
380/415 V	125 A	2 P + E	9H	Red		
380/415 V	125 A	3 P + E	6H	Red		
220/380-240/415 V	125A / 100A	3 P + N + E	6H	Red		





# IEC 60309 - CEE 17 - IP67 Watertight Inlets

888-Part Numbers

UL, CSA, European & International  
Universal Approvals

999-Part Numbers


European & International  
Approvals

E-mail: [sales@internationalconfig.com](mailto:sales@internationalconfig.com)

Web site: [www.internationalconfig.com](http://www.internationalconfig.com)



Panel Mount, Angle Type



**Plug and Inlet Closure Caps. Fits 999- & 888- Devices.**  
 16A / 20 Amp 2P+E Dust Cap P/N 999-613, P/N 999-613-WP  
 16A / 20 Amp 3P+E Dust Cap P/N 999-614, P/N 999-614-WP  
 16A / 20 Amp 3P+N+E Dust Cap P/N 999-615, P/N 999-615-WP  
 32A / 30 Amp 2P+E, 3P+E Dust Cap P/N 999-623, P/N 999-623-WP  
 32A / 30 Amp 3P+N+E Dust Cap P/N 999-625, P/N 999-625-WP  
 63A / 60 Amp Dust Cap P/N 999-635  
 125A / 100 Amp Dust Cap P/N 999-645  
 63A / 60 Amp IP67 Watertight Cap P/N 999-635-WP  
 125A / 100 Amp IP67 Watertight Cap P/N 999-645-WP

**50/60 Hertz Hz**

**IEC EN 60309-1  
IEC EN 60309-2  
UL 1682  
C22.2 No. 182.1**

**BS 4343  
SABS 1239  
VDE 0623  
DIN 49462/63**

Visit our web site to obtain dimensional product prints and specification data for part numbers listed below. Use the "Search by Part Number" field located on our homepage. Contact us for data sheets and specifications if the item you searched for is not displayed.

VOLTAGE	AMPS	POLES	GROUND POSITION	DEVICE COLOR	PART NUMBER	DESCRIPTION
110-130 V	16 A	2 P + E	4H	Yellow	999-71324-NS	Inlet, IP67, European Approved
110-130 V	32 A	2 P + E	4H	Yellow	999-72324-NS	Inlet, IP67, European Approved
120 V	20 A	2 P + E	4H	Yellow	888-71324-NS	Inlet, IP67, UL & CSA Listed
120 V	30 A	2 P + E	4H	Yellow	888-72324-NS	Inlet, IP67, UL & CSA Listed
220/250 V	16A / 20A	2 P + E	6H	Blue	888-71326-NS	Inlet, IP67, UL, CSA & European Listed
220/250 V	16 A	3 P + E	9H	Blue	999-71429-NS	Inlet, IP67, European Approved
120/208-144/250 V	16 A	3 P + N + E	9H	Blue	999-2792-NS	Inlet, IP67, European Approved
220/250 V	32A / 30A	2 P + E	6H	Blue	888-72326-NS	Inlet, IP67, UL, CSA & European Listed
220/250 V	32 A	3 P + E	9H	Blue	999-72429-NS	Inlet, IP67, European Approved
120/208-144/250 V	32 A	3 P + N + E	9H	Blue	999-27004-NS	Inlet, IP67, European Approved
220/250 V	63A / 60A	2 P + E	6H	Blue	888-669306	Inlet, IP67, UL, CSA & European Listed
220/250 V	63 A	3 P + E	9H	Blue	999-27010-NS	Inlet, IP67, European Approved
120/208-144/250 V	63 A	3 P + N + E	9H	Blue	999-27016-NS	Inlet, IP67, European Approved
220/250 V	125 A	2 P + E	6H	Blue	999-2736-NS	Inlet, IP67, European Approved
220/250 V	125 A	3 P + E	9H	Blue	999-2739-NS	Inlet, IP67, European Approved
120/208-144/250 V	125 A	3 P + N + E	9H	Blue	999-7459-NS	Inlet, IP67, European Approved
380/415 V	16 A	2 P + E	9H	Red	999-71329-NS	Inlet, IP67, European Approved
380/415 V	16 A	3 P + E	6H	Red	999-71426-NS	Inlet, IP67, European Approved
220/380-240/415 V	16A / 20A	3 P + N + E	6H	Red	888-2793-NS	Inlet, IP67, UL, CSA & European Listed
380/415 V	32 A	2 P + E	9H	Red	999-72329-NS	Inlet, IP67, European Approved
380/415 V	32 A	3 P + E	6H	Red	999-72426-NS	Inlet, IP67, European Approved
220/380-240/415 V	32A / 30A	3 P + N + E	6H	Red	888-27005-NS	Inlet, IP67, UL, CSA & European Listed
380/415 V	63 A	2 P + E	9H	Red	999-7339-NS	Inlet, IP67, European Approved
380/415 V	63 A	3 P + E	6H	Red	999-27011-NS	Inlet, IP67, European Approved
220/380-240/415 V	63A / 60A	3 P + N + E	6H	Red	888-27017	Inlet, IP67, UL, CSA & European Listed
380/415 V	125 A	2 P + E	9H	Red	999-7439-NS	Inlet, IP67, European Approved
380/415 V	125 A	3 P + E	6H	Red	999-2740-NS	Inlet, IP67, European Approved
220/380-240/415 V	125A / 100A	3 P + N + E	6H	Red	999-2744-NS	Inlet, IP67, European Approved





# IEC 60309 - CEE 17 - IP44 Splashproof Inlets

888-Part Numbers

999-Part Numbers

UL, CSA, European & International  
Universal Approvals


European & International  
Approvals

E-mail: [sales@internationalconfig.com](mailto:sales@internationalconfig.com)

Web site: [www.internationalconfig.com](http://www.internationalconfig.com)



## Wall Mount With Box



### Plug and Inlet Closure Caps. Fits 999- & 888- Devices.

- 16A / 20 Amp 2P+E Dust Cap P/N 999-613, P/N 999-613-WP
- 16A / 20 Amp 3P+E Dust Cap P/N 999-614, P/N 999-614-WP
- 16A / 20 Amp 3P+N+E Dust Cap P/N 999-615, P/N 999-615-WP
- 32A / 30 Amp 2P+E, 3P+E Dust Cap P/N 999-623, P/N 999-623-WP
- 32A / 30 Amp 3P+N+E Dust Cap P/N 999-625, P/N 999-625-WP
- 63A / 60 Amp Dust Cap P/N 999-635
- 125A / 100 Amp Dust Cap P/N 999-645
- 63A / 60 Amp IP67 Watertight Cap P/N 999-635-WP
- 125A / 100 Amp IP67 Watertight Cap P/N 999-645-WP

<b>50/60 Hertz Hz</b>	<b>IEC EN 60309-1</b> <b>IEC EN 60309-2</b> <b>UL 1682</b> <b>C22.2 No. 182.1</b>	<b>BS 4343</b> <b>SABS 1239</b> <b>VDE 0623</b> <b>DIN 49462/63</b>	Visit our web site to obtain dimensional product prints and specification data for part numbers listed below. Use the "Search by Part Number" field located on our homepage. Contact us for data sheets and specifications if the item you searched for is not displayed.
-------------------------------	--	--	---

VOLTAGE	AMPS	POLES	GROUND POSITION	DEVICE COLOR	PART NUMBER	DESCRIPTION
110-130 V	16 A	2 P + E	4H	Yellow	999-244-NS	Inlet, IP44, European Approved
110-130 V	32 A	2 P + E	4H	Yellow	999-2416-NS	Inlet, IP44, European Approved
120 V	20 A	2 P + E	4H	Yellow	888-5335-NS	Inlet, IP44, UL, CSA & European Listed
120 V	30 A	2 P + E	4H	Yellow	888-5435-NS	Inlet, IP44, UL, CSA & European Listed
220/250 V	16A / 20A	2 P + E	6H	Blue	888-245-NS	Inlet, IP44, UL, CSA & European Listed
220/250 V	16 A	3 P + E	9H	Blue	999-248-NS	Inlet, IP44, European Approved
120/208-144/250 V	16 A	3 P + N + E	9H	Blue	999-2414-NS	Inlet, IP44, European Approved
220/250 V	32A / 30A	2 P + E	6H	Blue	888-2417-NS	Inlet, IP44, UL, CSA & European Listed
220/250 V	32 A	3 P + E	9H	Blue	999-2420-NS	Inlet, IP44, European Approved
120/208-144/250 V	32 A	3 P + N + E	9H	Blue	999-2426-NS	Inlet, IP44, European Approved
220/250 V	63A / 60A	2 P + E	6H	Blue		
220/250 V	63 A	3 P + E	9H	Blue		
120/208-144/250 V	63 A	3 P + N + E	9H	Blue		
220/250 V	125 A	2 P + E	6H	Blue		
220/250 V	125 A	3 P + E	9H	Blue		
120/208-144/250 V	125 A	3 P + N + E	9H	Blue		
380/415 V	16 A	2 P + E	9H	Red	999-246-NS	Inlet, IP44, European Approved
380/415 V	16 A	3 P + E	6H	Red	999-249-NS	Inlet, IP44, European Approved
220/380-240/415 V	16A / 20A	3 P + N + E	6H	Red	888-2415-NS	Inlet, IP44, UL, CSA & European Listed
380/415 V	32 A	2 P + E	9H	Red	999-2418-NS	Inlet, IP44, European Approved
380/415 V	32 A	3 P + E	6H	Red	999-2421-NS	Inlet, IP44, European Approved
220/380-240/415 V	32A / 30A	3 P + N + E	6H	Red	888-2427-NS	Inlet, IP44, UL, CSA & European Listed
380/415 V	63 A	2 P + E	9H	Red		
380/415 V	63 A	3 P + E	6H	Red		
220/380-240/415 V	63A / 60A	3 P + N + E	6H	Red		
380/415 V	125 A	2 P + E	9H	Red		
380/415 V	125 A	3 P + E	6H	Red		
220/380-240/415 V	125A / 100A	3 P + N + E	6H	Red		



# IEC 60309 - CEE 17 - IP67 Watertight Inlets

888-Part Numbers

UL, CSA, European & International  
Universal Approvals

999-Part Numbers


European & International  
Approvals

E-mail: [sales@internationalconfig.com](mailto:sales@internationalconfig.com)

Web site: [www.internationalconfig.com](http://www.internationalconfig.com)



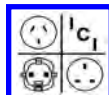
Wall Mount With Box



**Plug and Inlet Closure Caps. Fits 999- & 888- Devices.**  
 16A / 20 Amp 2P+E Dust Cap P/N 999-613, P/N 999-613-WP  
 16A / 20 Amp 3P+E Dust Cap P/N 999-614, P/N 999-614-WP  
 16A / 20 Amp 3P+N+E Dust Cap P/N 999-615, P/N 999-615-WP  
 32A / 30 Amp 2P+E, 3P+E Dust Cap P/N 999-623, P/N 999-623-WP  
 32A / 30 Amp 3P+N+E Dust Cap P/N 999-625, P/N 999-625-WP  
 63A / 60 Amp Dust Cap P/N 999-635  
 125A / 100 Amp Dust Cap P/N 999-645  
 63A / 60 Amp IP67 Watertight Cap P/N 999-635-WP  
 125A / 100 Amp IP67 Watertight Cap P/N 999-645-WP

<b>50/60 Hertz Hz</b>	<b>IEC EN 60309-1</b> <b>IEC EN 60309-2</b> <b>UL 1682</b> <b>C22.2 No. 182.1</b>	<b>BS 4343</b> <b>SABS 1239</b> <b>VDE 0623</b> <b>DIN 49462/63</b>	Visit our web site to obtain dimensional product prints and specification data for part numbers listed below. Use the "Search by Part Number" field located on our homepage. Contact us for data sheets and specifications if the item you searched for is not displayed.
-------------------------------	--	--	---

VOLTAGE	AMPS	POLES	GROUND POSITION	DEVICE COLOR	PART NUMBER	DESCRIPTION
110-130 V	16 A	2 P + E	4H	Yellow	999-2341-NS	Inlet, IP67, European Approved
110-130 V	32 A	2 P + E	4H	Yellow	999-2342-NS	Inlet, IP67, European Approved
120 V	20 A	2 P + E	4H	Yellow		
120 V	30 A	2 P + E	4H	Yellow		
220/250 V	16A / 20A	2 P + E	6H	Blue		
220/250 V	16 A	3 P + E	9H	Blue		
120/208-144/250 V	16 A	3 P + N + E	9H	Blue		
220/250 V	32A / 30A	2 P + E	6H	Blue		
220/250 V	32 A	3 P + E	9H	Blue		
120/208-144/250 V	32 A	3 P + N + E	9H	Blue		
220/250 V	63A / 60A	2 P + E	6H	Blue	999-5336-NS	Inlet, IP67, European Approved
220/250 V	63 A	3 P + E	9H	Blue	999-5337-NS	Inlet, IP67, European Approved
120/208-144/250 V	63 A	3 P + N + E	9H	Blue	999-5338-NS	Inlet, IP67, European Approved
220/250 V	125 A	2 P + E	6H	Blue	999-5436-NS	Inlet, IP67, European Approved
220/250 V	125 A	3 P + E	9H	Blue	999-5449-NS	Inlet, IP67, European Approved
120/208-144/250 V	125 A	3 P + N + E	9H	Blue	999-5339-NS	Inlet, IP67, European Approved
380/415 V	16 A	2 P + E	9H	Red		
380/415 V	16 A	3 P + E	6H	Red		
220/380-240/415 V	16A / 20A	3 P + N + E	6H	Red		
380/415 V	32 A	2 P + E	9H	Red		
380/415 V	32 A	3 P + E	6H	Red		
220/380-240/415 V	32A / 30A	3 P + N + E	6H	Red		
380/415 V	63 A	2 P + E	9H	Red		
380/415 V	63 A	3 P + E	6H	Red	999-5440-NS	Inlet, IP67, European Approved
220/380-240/415 V	63A / 60A	3 P + N + E	6H	Red	999-5441-NS	Inlet, IP67, European Approved
380/415 V	125 A	2 P + E	9H	Red		
380/415 V	125 A	3 P + E	6H	Red	999-5446-NS	Inlet, IP67, European Approved
220/380-240/415 V	125A / 100A	3 P + N + E	6H	Red	888-678	Inlet, IP67, UL, CSA & European Listed



## Ingress Protection - IP Grades of Protection

IEC 60309 - CEE 17 devices are provided with different grades of protection as indicated in the table below. The IP standard rating system defines the degree of protection provided. The first digit defines the protection against the ingress of dust particles, the second digit defines the protection against the ingress of water. The table below outlines IP rating for electrical connectors.

### Product Features

IEC 60309 devices are manufactured in Polyamide 6, which provides effective insulation and has extremely high impact resistance strength.

**IP 44**      **IP 55**      **IP 67**

1 <sup>st</sup> Digit	Definition	Solids
0	No Protection against contact and ingress of objects	
1	Protected against any large surface of the body, such as the back of a hand. Protected against solid objects greater than 50mm in size.	
2	Protected against access to hazardous parts by a finger or similar object. Protected against solid objects greater than 12.5mm in size.	
3	Protected against access to hazardous parts with a tool or thick wire. Protected against solid objects greater than 2.5mm in size.	
4	Protected against access to hazardous parts with a wire, screw, etc. Protected against solid objects greater than 1mm in size.	
5	Protected against access to hazardous parts. Dust protected.	
6	Protected against access to hazardous parts. Dust-tight.	

2 <sup>nd</sup> Digit	Definition	Liquids
0	No Protection	
1	Protected against water drops	
2	Protected against water drops at a 15 degree angle	
3	Protected against water spray at 60 degree angle	
4	Protected against water splashing from any angle	
5	Protected against water jets from any angle	
6	Protected against powerful water jets and heavy seas	
7	Protected against the effects of temporary submersion in water. Test requires 30 minutes at 1 meter depth.	
8	Protected against the effects of temporary submersion. Customer specification applies and specific testing may be required.	

Products have standard sizes and positions of flanges and contacts. This makes for full interchangeability of plugs and sockets of the same type possible, even of plugs and sockets of different manufactures.

The position on the earth contact varies according to the voltage rating and polarity. This makes it impossible to connect plugs and sockets of different current ratings and voltage.

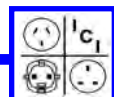
Industrial plugs and sockets are color coded, which prevents confusion about voltage and current ratings.

#### RATED VOLTAGE COLOR

110-130 Volt	Yellow
200-250 Volt	Blue
380-415 Volt	Red
120/208-144/250 Volt	Blue
220/380-240-415 Volt	Red

#### Available on request are:

440 volt & 500 volt devices.  
Marine & shipboard container devices.  
Combination switched outlet devices.

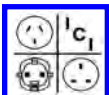




# INTERNATIONAL



# LIGHT FIXTURES AND CIRCUIT BREAKERS



# GFCI & OVERLOAD DIN-RAIL MOUNT CIRCUIT BREAKERS







E-mail: [sales@internationalconfig.com](mailto:sales@internationalconfig.com)

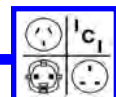
## RCCB 240 VOLT 50Hz CIRCUIT BREAKERS

Web site: [www.internationalconfig.com](http://www.internationalconfig.com)

## RCCB / RCBO COMBINATION GFCI & OVERLOAD CIRCUIT BREAKERS

## MCB OVERLOAD PROTECTION CIRCUIT BREAKERS

	Part Number	Amp Rating	Trip Current	Description
 <p><b>EAM162V</b></p>	EAM162V	16	10 mA	<b>European / International GFCI, RCCB double pole circuit breakers.</b> GFCI, RCCB circuit breakers only provide GFCI protection. For overload protection use MCB circuit breakers or combination protection RCBO breakers. DIN rail mount. Box type terminals accepts 1 to 50 mm <sup>2</sup> conductors. 2 Module size. Complies with standards: IEC-EN 61008
	EAM162H	16	30 mA	
	EAM252H	25	30 mA	
	EAM252M	25	100 mA	
	EAM402H	40	30 mA	
	EAM402M	40	100 mA	
 <p><b>EAD16BH30</b></p>	EAD06BH30	6	30 mA	<b>European / International GFCI, RCBO, B-curve, single pole circuit breakers.</b> GFCI, RCBO circuit breakers provide GFCI and overload protection. DIN rail mount. Box type terminals accepts 1 to 50 mm <sup>2</sup> conductors. 1 Module size. Complies with standards: IEC-EN 61009
	EAD10BH30	10	30 mA	
	EAD16BH30	16	30 mA	
	EAD20BH30	20	30 mA	
	EAD25BH30	25	30 mA	
	EAD32BH30	32	30 mA	
	EAD40BH30	40	30 mA	
	EAD45BH30	45	30 mA	
 <p><b>007879</b></p>	007879	16	10 mA	<b>European / International GFCI, RCBO, C-curve, single pole plus neutral circuit breakers.</b> GFCI, RCBO circuit breakers provide GFCI and overload protection. DIN rail mount. Box type terminals accepts 1 to 50 mm <sup>2</sup> conductors. 2 Module size. Complies with standards: IEC 61009-1, IEC 60947-2
	007886	16	30 mA	
	007887	20	30 mA	
	007888	25	30 mA	
	007889	32	30 mA	
	007890	40	30 mA	
 <p><b>EAD16B</b></p>	EAD02B	2	--	<b>European / International MCB (miniature circuit breakers), B-curve, single pole circuit breakers.</b> MCB circuit breakers provide only overload protection. DIN rail mount. Box type terminals accepts 1 to 50 mm <sup>2</sup> conductors. 1 Module size. Complies with standards: IEC-EN 60898
	EAD04B	4	--	
	EAD06B	6	--	
	EAD10B	10	--	
	EAD13B	13	--	
	EAD16B	16	--	
	EAD20B	20	--	
	EAD25B	25	--	
	EAD32B	32	--	
	EAD40B	40	--	
	EAD50B	50	--	
EAD63B	63	--		
 <p><b>2CU32</b></p>	2CU16 * **	16	--	<b>European / International MCB (miniature circuit breakers), C-curve, double pole circuit breakers.</b> MCB circuit breakers provide only overload protection. DIN rail mount. Box type terminals accepts 1 to 50 mm <sup>2</sup> conductors. 2 Module size. Complies with standards: *IEC-EN 60898-I, VDE 0641-11 **UL 508, CSA 22.2 No. 14
	2CU32 **	32	--	
	2CU40 **	40	--	
	2CU63 **	63	--	
 <p><b>3CU32</b></p>	3CU16 * **	16	--	<b>European / International MCB (miniature circuit breakers), C-curve, three pole circuit breakers.</b> MCB circuit breakers provide only overload protection. DIN rail mount. Box type terminals accepts 1 to 50 mm <sup>2</sup> conductors. 3 Module size. Complies with standards: *IEC-EN 60898-I, VDE 0641-11 **UL 508, CSA 22.2 No. 14
	3CU32 *	32	--	
	3CU63 *	63	--	





**CIRCUIT BREAKER ENCLOSURES AND ACCESSORIES**  
**SURFACE MOUNT ENCLOSURES**  
**RECESS FLUSH MOUNT ENCLOSURES**  
**POWER DISTRIBUTION BLOCKS AND BLANKING PLATES**

E-mail: [sales@internationalconfig.com](mailto:sales@internationalconfig.com)

Web site: [www.internationalconfig.com](http://www.internationalconfig.com)

**Description**

**Surface mount enclosure.**

**Part Number: AN25**

IP 40 protection. Cable entry top and bottom. For use with 1 double pole or two single pole breakers. Grounding terminal included.



**AN25**




**4QEL**

**Surface mount enclosures.**

**Part Numbers: 4QEL, 8QEL, 12QEL and 24QEL**

**Accepts GFCI RCCB breakers, combination GFCI and overload protection RCBO breakers and MCB overload protection circuit breakers.** IP54 protection with hinged and gasketed transparent cover. IP65 protection available with optional IP65 cable glands. Cable entry top, bottom and sides. **For use with one-pole, two-pole and three-pole circuit breakers.** Grounding terminal strip, neutral strip, box accessories included.



**8QEL**



**12QEL**



**24QEL**

**Surface mount enclosures.**

**Part Numbers: EAS12, EAS18 and EAS26**

**Accepts GFCI RCCB breakers, combination GFCI and overload protection RCBO breakers and MCB overload protection circuit breakers.** IP30 protection with hinged cover. Cable entry top, bottom and back. **For use with one-pole, two-pole and three-pole circuit breakers.** Includes 100 Amp Main switch, Line busbar, Grounding terminal strip, Neutral terminal strip and box accessories.



**EAS12**



**EAS12F**



**EAS18**



**EAS18F**



**EAS26**



**EAS26F**

**Recess mount enclosures.**

**Part Numbers: EAS12F, EAS18F and EAS26F**

**Accepts GFCI RCCB breakers, combination GFCI and overload protection RCBO breakers and MCB overload protection circuit breakers.** IP30 protection with hinged cover. Cable entry top, bottom and back. **For use with one-pole, two-pole and three-pole circuit breakers.** Includes 100 amp Main switch, Line busbar, Grounding terminal strip, Neutral terminal strip and box accessories.

**Blanking plate**

**Part Number: QBP5**

Used for filling unused openings in enclosures.



**QBP5**



**38041**


**One phase power distribution block.**

**Part Number: 38041**

125 ampere 600 volt ac. DIN rail mount. Line side accepts one #8-2 AWG conductor. Six #14-6 AWG loadside terminals.



**FLUORESCENT FIXTURES**




681348

**Fluorescent Light Fixture,**  
 11 watt, 230 volt, 50Hz, IP44,  
 surface mount, aluminum base, opal  
 polycarbonate lens, class 1, 335mm long,  
 less lamp. European approval and CE  
 mark. White.  
**Fluorescent Lamp 006017**



006017




681386

**Fluorescent Light Fixture,**  
 18 watt, 230 volt, 50Hz, IP44,  
 surface mount, aluminum base, opal  
 polycarbonate lens, class 1, 631mm long,  
 less lamp. European approval and CE  
 mark. White.  
**Fluorescent Lamp 92392**



92392




681485

**Fluorescent Light Fixture,**  
 36 watt, 230 volt, 50Hz, IP44,  
 surface mount, aluminum base, opal  
 polycarbonate lens, class 1, 1,241 long,  
 less lamp. European approval and CE  
 mark. White.  
**Fluorescent Lamp 702708**



702708



69360

**Fluorescent European light fixture,**  
 36 watt, 230 volt, 50Hz, IP65  
 weatherproof, acrylic prismatic lens,  
 shock resistant polycarbonate base,  
 stainless steel clips, surface mount,  
 less lamps. RAL 7035 Gray.  
**Fluorescent Lamp 702708 (x2)**



69355

**Fluorescent Light Fixture,**  
 32 watt, 120-277 volt, 50/60Hz, IP65  
 weatherproof, acrylic prismatic lens,  
 electronic rapid start ballast, polyester  
 fiberglass body, neoprene gasketed,  
 surface mount, less lamps. Gray.  
**Fluorescent Lamp F32T8CW (x2)**




69222-F

**Fluorescent light fixture,**  
 13 watt, 230 volt, 50Hz, IP44,  
 oval bulkhead, surface mount  
 insulated base, glass lens, steel  
 lens guard, less lamp. Gray.  
**Fluorescent Lamp 69320**



69222-MF

**Fluorescent light fixture,**  
 13 watt, 230 volt, 50Hz, IP54, oval  
 bulkhead, surface mount, coated  
 aluminum base, glass lens, steel  
 lens guard, three M20x1.5 threaded  
 entries, less lamp. Gray.  
**Fluorescent Lamp 69320**



69214-F

**Fluorescent light fixture,**  
 13 watt, 230 volt, 50Hz, IP44,  
 round bulkhead, surface mount  
 thermoplastic base, glass lens,  
 steel lens guard, 3 conduit /  
 cable entries, less lamp. Gray.  
**Fluorescent Lamp 69320**



69214-FLG

**Fluorescent light fixture,**  
 13 watt, 230 volt, 50Hz, IP44,  
 round bulkhead, surface mount  
 thermoplastic base, glass lens,  
 less lens guard, 3 conduit / cable  
 entries, less lamp. Gray.  
**Fluorescent Lamp 69320**



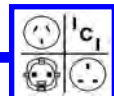
69116

**Fluorescent light fixture,**  
 16 watt, 230 volt, 50Hz, IP44,  
 round ceiling light,  
 surface mount, opal lens,  
 with lamp. White.  
**Replacement Lamp 69316**



69118

**Fluorescent light fixture,**  
 18 watt, 230 volt, 50Hz, IP44,  
 round ceiling light,  
 surface mount, opal lens,  
 with lamp. White.  
**Replacement Lamp 69318**



**FLUORESCENT FIXTURES**



69128

**Fluorescent light fixture,**  
 28 watt, 230 volt, 50Hz, IP44,  
 round ceiling light,  
 surface mount, opal lens,  
 with lamp. White.  
**Replacement Lamp 69328**



69350

**Fluorescent light fixture,**  
 8 watt, 230 volt, 50/60Hz, IP42,  
 "Emergency Lighting" indoor  
 fixture, surface mount, battery  
 back-up, with lamp. White.  
**Replacement Lamp 69306**



69350-EX

**Fluorescent light fixture,**  
 8 watt, 230 volt, 50/60Hz, IP42,  
 "Emergency Exit" indoor fixture,  
 surface mount, battery back-up,  
 with lamp. White.  
**Replacement Lamp 69306**

**INCANDESCENT / FLOURESCENT COMBINATION FIXTURES**




69222

**Incandescent light fixture,**  
 100 watt, 230-250 volt, 50Hz, IP44,  
 oval bulkhead, surface mount, insulat-  
 ed base, glass lens, gray coated steel  
 wire lens guard, less lamp. Gray.  
**Incand. Lamp 69300 (100 Watt)**  
**Incand. Lamp 69275 (75 Watt)**



69222-M

**Incandescent light fixture,**  
 100 watt, 230 volt, 50Hz, IP54, oval  
 bulkhead, surface mount, aluminum  
 base, glass lens, lens guard, three  
 M20x1.5 entries, less lamp. Gray.  
**Incand. Lamp 69300 (100 Watt)**  
**Incand. Lamp 69275 (75 Watt)**



69214

**Incandescent light fixture,**  
 100 watt, 230-250 volt, 50Hz, IP44,  
 round bulkhead, surface mount,  
 thermoplastic base, glass lens,  
 lens guard, less lamp. Gray.  
**Incand. Lamp 69300 (100 Watt)**  
**Incand. Lamp 69275 (75 Watt)**



69214-LG

**Incandescent light fixture,**  
 100 watt, 230 volt, 50Hz, IP44, round  
 bulkhead, surface moutn, thermo-  
 plastic base, glass lens, less lens  
 guard, less lamp. Gray.  
**Incand. Lamp 69300 (100 Watt)**  
**Incand. Lamp 69275 (75 Watt)**



69214-MFM

**Incandescent light fixture,**  
 100 watt, 230 volt, 50Hz, IP54,  
 round surface mount, metal base,  
 opaque glass lens, metal lens  
 guard, less lamp. White.  
**Incand. Lamp 69300 (100 Watt)**  
**Incand. Lamp 69275 (75 Watt)**



60620

**Incandescent light fixture,**  
 60 watt, 230 volt, 50Hz, IP23,  
 surface mount, strip light fixture,  
 thermoplastic base, class 2,  
 with lamp. White.  
**Replacement Lamp 60684**



69013 and 69026

**Flourescent light bulbs,**  
 Optional flourescent light bulbs  
 for incandescent fixtures: 69222,  
 69222-M, 69214, 69214-LG,  
 69214-MFM.  
 69013 13W equivalent to 60W  
 69026 26W equivalent to 100W

**HALOGEN FIXTURES**



69250

**Halogen light fixture,**  
 400 watt, 230 volt, 50Hz, IP54,  
 wall or ceiling mount, aluminum  
 housing, baked enamel finish,  
 class 1, with lamp. Black.  
**Replacement Lamp 69324**



69250-P

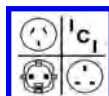
**Halogen light fixture,**  
 400 watt, 230 volt, 50Hz, IP54,  
 portable fixture, 1.8 meter (6 foot)  
 power cord with Schuko plug,  
 aluminum housing, baked enamel  
 finish, class 1, with lamp. Black.  
**Replacement Lamp 69324**

**LED FIXTURES**



69222-ML

**LED light fixture,**  
 3x4 watt, 220-240 volt, 50Hz,  
 IP54, oval bulkhead, surface  
 mount, coated aluminum base,  
 frosted prismatic glass lens, steel  
 wire lens guard, three M20x1.5  
 threaded entries, with lamp. Gray.





**MOBILE VEHICLE AND RV CONNECTORS  
IEC 60309 DEVICES, IP44, IP67 (6H)**

**2 Pole 3 Wire Grounding**

20 Amp 250 Volt A.C. - North American Rated

16 Amp 220-250 Volt A.C. - European Rated

Blue Color



E-mail: [sales@internationalconfig.com](mailto:sales@internationalconfig.com)


Web site: [www.internationalconfig.com](http://www.internationalconfig.com)

**UNIVERSAL  
APPROVED**




DEVICE SPECIFICATION DOCUMENTS  
AVAILABLE ON OUR WEBSITE

**SPLASHPROOF IP44    WATERTIGHT IP67**




888-611306



888-71326-NS



999-1154210



999-613, 999-613-WP



888-2126-NS



888-2126-NS-WT



888-3126-NS



888-3157-NS



888-13001-NS or 888-410306



888-1372-NS



888-1217-NS



888-1266-NS



888-111-NS



888-1133-NS

**Surface Mount Inlets, Down Angled Type**

**888-611306** Splashproof Inlet, IP44 Rated.

**888-71326-NS** Watertight Inlet, IP67 Rated.

Nylon ( Polyamide 6 ) Body. Color: Blue.

Contacts: Nickel Plated Brass, Brass.

Operating Temp: -25°C to + 80°C

**Hull Inlet**

**999-1154210** Flush mount with splashproof lift lid design. Gasketed. Beige. Release lever unlocks mating connector body.

**Plug and Inlet Closure Cap.**

**999-613-WP** Watertight Cap, IP67 Rated. Color: Gray

**999-613** Color: Gray

**Cable Mounting Plugs**

**888-2126-NS** Splashproof Plug, IP44 Rated.

**888-2126-NS-WT** Watertight Plug, IP67 Rated.

Compression Strain Relief & Cord Grip.

Nylon ( Polyamide 6 ) Body. Color: Blue.

Contacts: Nickel Plated Brass, Brass.

Operating Temp: -25°C to + 80°C

**Cable Mounting Connectors**

**888-3126-NS** Splashproof Connector, IP44 Rated.

**888-3157-NS** Watertight Connector, IP67 Rated.

Compression Strain Relief & Cord Grip.

Nylon ( Polyamide 6 ) Body. Color: Blue.

Contacts: Nickel Plated Brass, Brass.

Operating Temp: -25°C to + 80°C

**Panel Mount Receptacles, Straight Type**

**888-13001-NS** Splashproof Receptacle, IP44 Rated.

**888-410306** Splashproof Receptacle, IP44 Rated.

**888-1372-NS** Watertight Receptacle, IP67 Rated.

Nylon ( Polyamide 6 ) Body. Color: Blue.

Contacts: Nickel Plated Brass, Brass.

Operating Temp: -25°C to + 80°C

**Panel Mount Receptacles, Angled Type**

**888-1217-NS** Splashproof Receptacle, IP44 Rated.

**888-1266-NS** Watertight Receptacle, IP67 Rated.

Nylon ( Polyamide 6 ) Body. Color: Blue.

Contacts: Nickel Plated Brass, Brass.

Operating Temp: -25°C to + 80°C

**Surface Mount Receptacles with Box**

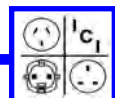
**888-111-NS** Splashproof Receptacle, IP44 Rated.

**888-1133-NS** Watertight Receptacle, IP67 Rated.

Nylon ( Polyamide 6 ) Body. Color: Blue.

Contacts: Nickel Plated Brass, Brass.

Operating Temp: -25°C to + 80°C



## INLINE CORD SWITCHES - 10 AMP 250 VOLT

E-mail: [sales@internationalconfig.com](mailto:sales@internationalconfig.com)

Web site: [www.internationalconfig.com](http://www.internationalconfig.com)

## INLINE GFCI PROTECTION DEVICES 16 AMP 220-240 VOLT EUROPEAN AND INTERNATIONAL

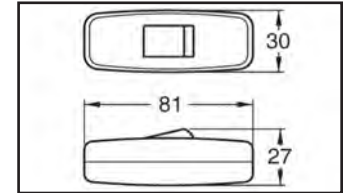
### INLINE CORD SWITCHES - 10 AMP 250 VOLT

**Feed through 3-wire cord switch, 10 ampere 250 volt with Red on / off rocker switch. Black body. Designed for 3 conductor cords. Screw terminals provided for phase, neutral and grounding conductors.**

97500



97500

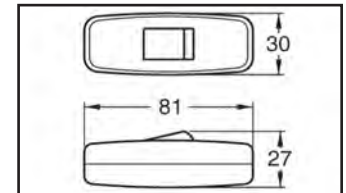


**Feed through 3-wire cord switch, 10 ampere 250 volt with Black on / off rocker switch. Black body. Designed for 3 conductor cords. Screw terminals provided for phase, neutral and grounding conductors.**

97500-B



97500-B

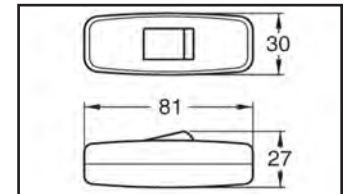


**Feed through 3-wire cord switch, 10 ampere 250 volt with White on / off rocker switch. White body. Designed for 3 conductor cords. Screw terminals provided for phase, neutral and grounding conductors.**

97510



97510



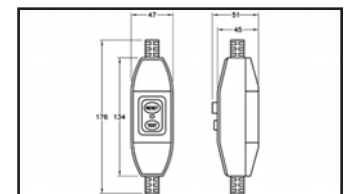
### INLINE GFCI - 16 AMP 220-240 VOLT - EUROPEAN AND INTERNATIONAL

**Inline Connector, International / European 16 ampere 230 / 240 volt, 50Hz, 10Ma trip GFCI (RCCB / RCD), Weatherproof (IP55), 2 pole-3 wire grounding, test / reset buttons, operating temperature = -25°C to +40°C, black.**

70400-10MA



70400-10MA

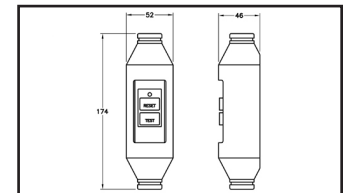


**Inline Connector, International / European 16 ampere 230 volt, 50Hz, 30Ma trip GFCI (RCCB / RCD), Weatherproof (IP56), 2 pole-3 wire grounding, test / reset buttons, operating temperature = -25°C to +40°C, black.**

70400



70400

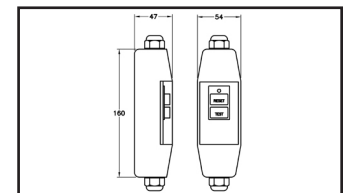


**Automatic Reset Inline Connector, International / European 16 ampere 220 / 240 volt, 50Hz, 30Ma trip GFCI (RCCB / RCD), Weatherproof (IP55), 2 pole-3 wire grounding, test/reset buttons, operating temperature = -25°C to +40°C, black.**

70400-AR

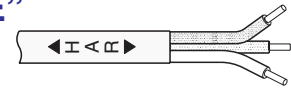


70400-AR





# EUROPEAN APPROVED FLEXIBLE CORDAGE AND HOOK UP WIRE HARMONIZED (HAR) APPROVED AND CONFORMS TO "CE"



Harmonized cables are utilized on electronic and electrical equipment that is intended for use in Europe.

For years, European trade was very cumbersome since most countries required compliance to their own electrical standards. In order to facilitate export trade to the European communities, and develop a common European marketplace, an international safety standards agency called the European Committee for Electrotechnical Standardization (CENELEC) was formed to develop electrical standards that would be universally acceptable to all CENELEC member nations which are noted in the table below.

The electrical standards are classified as Harmonization Documents. "HAR" cordage and hook-up wire conforms to Harmonization Documents HD-21 and HD-22:

HD-21 Specification for Polyvinyl chloride insulated wire and cables.

HD-22 Specification for rubber insulated flexible cords and cables.

Compliance with these standards demands the use of Harmonized products on equipment operating in all CENELEC member countries. Additionally, Underwriters Laboratories (UL)

approved the use of HAR cables on equipment for use outside the United States.

In order to identify a harmonized wire or cable, one of the following identification methods are employed: (1) Printed letters (HAR) on either the overall jacket or conductor insulation, or (2) Printed tape or identification threads.

Recommended applications as defined in the Harmonization Documents are as follows:

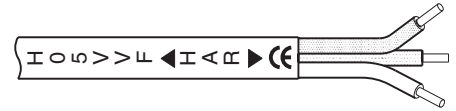
- Polyvinyl Chloride Cord (H05VV-F) - for use in offices, domestic premises, kitchens, household appliances, washing machines, spin dryers, refrigerators. Permitted for cooking and heating appliances, providing cable not in contact with hot parts and is not subject to radiation (UNSUITABLE FOR OUTDOOR USE).
- Rubber Cord (H07RN-F) - for use when cable subjected to mechanical stresses in dry and damp areas. Use as power for transportable motors, appliances, domestic electric tools and electrical tools such as circular saws, agricultural use, and utility water equipment. Can be installed on plaster and direct installation on structural parts of hoist and other heavy machines.

HARMONIZED WIRE CODING SYSTEM	LICENSING BODIES OF CENELEC	
<p>1 2 3 4 5 - 6 7 8 9</p> <p>1. <b>BASIC TYPE</b> H Harmonized Type A National Type</p> <p>2. <b>WORKING VOLTAGE</b> 03 300/300 Volt 05 300/500 Volt 07 450/750 Volt</p> <p>3. <b>INSULATING</b> V PVC R Rubber S Silicone Rubber</p> <p>4. <b>SHEATH-CLADDING MATERIAL</b> V PVC R Rubber N Chloroprene Rubber J Glass-filament Braiding T Textile Braiding</p> <p>5. <b>SPECIAL FEATURES</b> H Ribbon Cable, Separable H2 Ribbon Cable, Non-Separable</p> <p>6. <b>CONDUCTOR TYPES</b> U Single Wire R Multi-Wire K Fine Wire (Permanently Installed) F Fine Wire (Flexible) H Superfine Wire Y Tinsel Strand</p> <p>7. <b>NUMBER OF CORES</b> Number of Cores</p> <p>8. <b>PROTECTIVE CONDUCTOR</b> X Without Protective Conductor G With Protective Conductor</p> <p>9. <b>CONDUCTOR CROSS-SECTIONAL</b></p>	<p>AUSTRIA</p> <p>BELGIUM</p> <p>DENMARK</p> <p>FRANCE</p> <p>FEDERAL REPUBLIC OF GERMANY</p> <p>FINLAND</p> <p>GREECE</p> <p>IRELAND</p> <p>ITALY</p> <p>NETHERLANDS</p> <p>NORWAY</p> <p>PORTUGAL</p> <p>SPAIN</p> <p>SWEDEN</p> <p>SWITZERLAND</p> <p>UNITED KINGDOM</p>	<p>Osterreichischer Verband for Elektrotechnik (OVE)</p> <p>Comite' Electrotechnique Belge (CEBEC)</p> <p>Denmarks Elektriske Materiel Kontrol (DEMKO)</p> <p>Union Technique de l' Electricite' (UTE)</p> <p>Verband Deutscher Elektrotechniker (VDE) e.V. Prufstelle</p> <p>Electrical Inspectorate (SETI)</p> <p>Hellenic Organization for Standardization (ELOT)</p> <p>National Standards Authority of Ireland (NSAI)</p> <p>Istituto Italiano del Marchio di Qualita (IMQ)</p> <p>N.V. tot Keuring van Elektrotechnische Materialen (KEMA)</p> <p>NEMKO</p> <p>Institute Portugues Da Qualidade (IPQ)</p> <p>Asociacion Electrotecnica Y Electronica Espanola</p> <p>Svenska Elektriska Materiel Kontrollanstalten (SEMKO)</p> <p>Schweizerischer Elektrotechnischer Verein (SEV)</p> <p>B.A.S.E.C. - British Approvals Service for Electric Cables Ltd.</p>



# H05VV-F European PVC Flexible Cordage

HAR 300/500 V 70°C IEC, CEE Color Code, "CE" MARK



HAR indicates acceptance by: Austria, Belgium, Denmark, Federal Republic of Germany, Finland, France, Greece, Ireland, Italy, Netherlands, Norway, Portugal, Spain, Sweden, Switzerland and United Kingdom.

**Applications:**

For use on electronic and electrical equipment designed for export to Europe. Applicable to UL subject 478 (114) Appendix A - Information processing and business equipment intended for use outside of the U.S.A. Commonly used on appliances and office machines.

**Construction:**

Bare copper conductors, PVC insulation, conductors cabled, talc, black or gray PVC jacket.

**Standards:**

HD 21.1 S2, HD 21.2 S2, HD 21.3 S2, HD 308, 361, 383, 385, 402, 405.1. VDE 0100, 0281, 0293, 0295 class 5. IEC 227.1, 227.2, 227.5, 228, 304, 332.1, 540. BS 6500, BS 6360.

**Technical Data:**

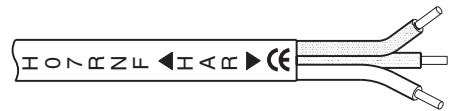
Voltage Rating: 300/500 Volts  
 Temperature Rating: -15° C to +70° C  
 Minimum Bending Radius for Flexing: 15 x Outer Diameter  
 Conductor Color Code: 2 = Blue, Brown  
 3 = Green/Yellow, Blue, Brown  
 4 = Green/Yellow, Brown, Black, Grey  
 5 = Green/Yellow, Blue, Brown, Black, Grey

Approval: HAR

BLACK JACKET CATALOG No.	GRAY JACKET CATALOG No.	NUMBER OF CONDUCTORS	O.D. NOMINAL	BLACK JACKET CATALOG No.	GRAY JACKET CATALOG No.	NUMBER OF CONDUCTORS	O.D. NOMINAL
<b>18 AWG (24/32) 0.75 mm<sup>2</sup></b>				<b>16 AWG (30/30) 1.5 mm<sup>2</sup></b>			
1601103	810965	2	.248"	1601114	810971	2	.315"
1601102	810618	3	.264"	1601111	810617	3	.350"
1601126	810966	4	.295"	1601116	810675	4	.394"
810976	810967	5	.334"	1601123	810972	5	.433"
<b>17 AWG (32/32) 1.0 mm<sup>2</sup></b>				<b>14 AWG (50/30) 2.5 mm<sup>2</sup></b>			
1601106	810968	2	.271"	1601121	810973	2	.374"
1601109	810616	3	.299"	1601125	810974	3	.425"
1601119	810969	4	.334"	1601135	810676	4	.463"
1601129	810970	5	.360"	1601112	810975	5	.499"

# H07RN-F European Rubber Flexible Cordage

HAR 450/750 V 60°C IEC, CEE Color Code, "CE" MARK



HAR indicates acceptance by: Austria, Belgium, Denmark, Federal Republic of Germany, Finland, France, Greece, Ireland, Italy, Netherlands, Norway, Portugal, Spain, Sweden, Switzerland and UK.

**Applications:**

For use on electronic and electrical equipment designed for export to Europe. Applicable to UL subject 478 (114) Appendix A - Information processing and business equipment intended for use outside of the U.S.A.

**Construction:**

Bare copper conductors, natural or synthetic rubber insulation, talc, conductors cabled, neoprene jacket (black).

**Standards:**

HD 22.4S2, HD 308, 361, 383, 385, 402, 405.1. IEC 245.4, 228, 0295 class 5, 245, IEC 66, 304, 332-1, 540, 0282. BS 6500, BS 6360.

**Technical Data:**

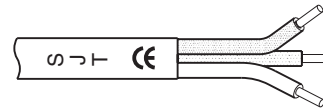
Voltage Rating: 450/750 Volts  
 Temperature Rating: -30° C to +60° C  
 Minimum Bending Radius for Flexing: 15 x Outer Diameter  
 Conductor Color Code: 2 = Blue, Brown  
 3 = Green/Yellow, Blue, Brown  
 4 = Green/Yellow, Brown, Black, Grey  
 5 = Green/Yellow, Blue, Brown, Black, Grey

Approval: HAR

CATALOG NUMBER	NUMBER OF CONDUCTORS	OUTER DIA. MIN.-MAX.	CATALOG NUMBER	NUMBER OF CONDUCTORS	OUTER DIA. MIN.-MAX.
<b>17 AWG (32/32) 1.0 mm<sup>2</sup></b>			<b>8 AWG (80/26) 10 mm<sup>2</sup></b>		
1600117	3	.338"-.452"	1600121	3	.787"-.1.004"
<b>16 AWG (30/30) 1.5 mm<sup>2</sup></b>			1600108	4	.846"-.1.102"
1600103	3	.378"-.492"	1600109	5	.944"-.1.200"
1600123	4	.413"-.531"	<b>6 AWG (126/26) 16 mm<sup>2</sup></b>		
1600104	5	.452"-.590"	1600122	3	.886"-.1.161"
<b>14 AWG (50/30) 2.5 mm<sup>2</sup></b>			1600110	4	.964"-.1.259"
1600118	3	.452"-.571"	1600111	5	1.063"-.1.397"
1600105	4	.492"-.610"	<b>4 AWG (196/26) 25 mm<sup>2</sup></b>		
1600129	5	.531"-.669"	1600112	4	1.161"-.1.476"
<b>12 AWG (56/28) 4 mm<sup>2</sup></b>			1600113	5	1.279"-.1.633"
1600119	3	.512"-.630"	<b>2 AWG (296/26) 35 mm<sup>2</sup></b>		
1600106	4	.571"-.708"	1600114	4	1.299"-.1.653"
1600130	5	.629"-.767"	<b>1 AWG (396/26) 50 mm<sup>2</sup></b>		
<b>10 AWG (84/28) 6 mm<sup>2</sup></b>			1600115	4	1.496"-.1.909"
1600120	3	.571"-.787"	<b>2/0 AWG (360/24) 70 mm<sup>2</sup></b>		
1600107	4	.649"-.866"	1600116	4	1.692"-.2.145"
1600131	5	.708"-.964"	<b>3/0 AWG (475/24) 95 mm<sup>2</sup></b>		
			1600128	4	1.929"-.2.381"



**"UNIVERSAL" SJT PORTABLE CORDAGE, 105°C**  
**UL, CSA, VDE, DEMKO, SEMKO, NEMKO Listed, "CE" MARK**  
**300 Volt**



**Construction:**

Bare copper conductors, black jacket.

**Outer Jacket Marked:**

H05VV-F 3G, SJT, 105°C, VW-1, FT2

**Technical Data:**

Voltage Rating: 300 Volts  
 Temperature Rating: 105° C  
 Conductor Color Code: Green with Yellow, Brown, Blue  
 Approvals: UL listed (File E-90165)  
 CSA listed (File LL57355)  
 VDE listed (File 104076)  
 "CE" Mark

CATALOG NUMBER	NO.	CONDUCTORS		NOMINAL DIMENSIONS			AMPS	STANDARD LENGTHS	WEIGHT LBS./M FT.
		AWG	STRANDING	INSULATION	JACKET	OUTSIDE DIA.			
1601318	3	18	41/0.16	0.76 mm	0.76 mm	7.9 mm	10	500 FT. COIL	65
1601316	3	16	26/0.254	0.76 mm	0.76 mm	8.5 mm	13	500 FT. COIL	82
1601314	3	14	41/0.254	0.76 mm	0.76 mm	9.3 mm	15	500 FT. COIL	102
1601312	3	12	65/0.254	0.76 mm	1.14 mm	10.5 mm	20	500 FT. COIL	163
1601310	3	10	65/0.32	1.14 mm	1.52 mm	14.7 mm	30	328 FT. COIL	253

**NOTE: Stranding and outside diameter dimensions are subject to change without prior notice.**



**UL / CSA / <HAR> HOOK UP WIRE  
H05 V-K, UL Style 1007, CSA TEW  
H07 V-K, UL Style 1015, CSA TEW**



HAR indicates acceptance by: Austria, Belgium, Denmark, Federal Republic of Germany, Finland, France, Greece, Ireland, Italy, Netherlands, Norway, Portugal, Spain, Sweden, Switzerland and United Kingdom.

UL, CSA indicates acceptance in the United States and Canada.

**Applications:**

Recommended for use in electronics and electrical equipment designed for North America and Europe.

One standard product with all the required approvals for the North American and European markets.

**Construction:**

Stranded copper conductor, PVC insulation.

**Approvals:**

HAR: H05 V-K  
UL: Awm Style 1007, 1569  
CSA: TR-64  
HAR: H07 V-K  
UL: Awm Style 1015  
CSA: TEW

**Technical Data:**

Voltage Rating:

UL / CSA 300V, (H05V-K) 300/500 V  
UL / CSA 600V, (H07V-K) 450/750 V

Temperature Rating:

HAR / IEC -5°C to +70°C  
UL/CSA to 1 mm<sup>2</sup> -10°C to +80°C  
UL/CSA from 1.5 mm<sup>2</sup> -10°C to +105°C

Minimum Bending Radius For Flexing:

(H05V-K) 12.5 x O.D.  
(H07V-K) 15 x O.D.

Colors Available:

See chart below

CAT. NO.	CONDUCTOR SIZE	NOM.-O.D. inches	COLOR NO.
<b>H05V-K PVC</b>			00 GREEN / YELLOW
9510..1	22 AWG / 0.5 mm <sup>2</sup>	0.087	01 BLACK
9510..2	20 AWG / 0.75 mm <sup>2</sup>	0.094	02 BLUE
9510..3	18 AWG / 1.0 mm <sup>2</sup>	0.098	03 BROWN
<b>H07V-K PVC</b>			04 RED
9520..1	16 AWG / 1.5 mm <sup>2</sup>	0.130	05 WHITE
9520..2	14 AWG / 2.5 mm <sup>2</sup>	0.150	06 GRAY
9520..3	12 AWG / 4.0 mm <sup>2</sup>	0.169	07 VIOLET
9520..4	10 AWG / 6.0 mm <sup>2</sup>	0.193	08 PINK
9520..5	8 AWG / 10 mm <sup>2</sup>	0.268	09 ORANGE
9520..6	6 AWG / 16 mm <sup>2</sup>	0.335	11 YELLOW *
9521..1	4 AWG / 25 mm <sup>2</sup>	0.402	12 GREEN *
9521..2	2 AWG / 35 mm <sup>2</sup>	0.461	* = NOT HAR

The complete part number is determined by adding the color number to the part number.

**Example:**

**Part number 9510..1 with Green / Yellow insulation is ordered as part number 9510001.**





# EUROPEAN HOOK UP WIRE

## Types H05 V-K, H07 V-K



**< HAR >**  
**300/500V 70°C**  
**450/750V 70°C**

HAR indicates acceptance by: Austria, Belgium, Denmark, Federal Republic of Germany, Finland, France, Greece, Ireland, Italy, Netherlands, Norway, Portugal, Spain, Sweden, Switzerland and United Kingdom.

### Applications:

For use in electronic and electrical equipment designed for export to Europe. Also used in the repair of machinery originally manufactured in Europe.

### Standards:

HD 21.1 S2, HD 21.2, HD 21.3 S2; HD 308, 361, 383, 385, 402, 405.1. VDE 0812 (H05), 028 (H07), 0295 CLASS 5, IEC 227.1, 227.2, 227.5, 228, 304, 332-1, 540. BS 6500. DIN 57281, 57250.

### Construction:

Stranded copper conductor, PVC insulation.  
 Fine wire per VDE 0295

### Technical Data:

Voltage Rating: (H05V-K) 300/500 V  
 (H07V-K) 450/750 V

Temperature Rating: (H05V-K) -30°C to +70°C  
 (H07V-K) -30°C to +70°C

Minimum Bending Radius  
 For Flexing: (H05V-K) 12.5 x O.D.  
 (H07V-K) 15 x O.D.

Colors Available: See chart below

Approval: HAR - Conforms to "CE" low voltage directives

CAT. NO.	CONDUCTOR SIZE	NOM. O.D. inches	COLOR NO.	
<b>H05V-K PVC</b>			00	GREEN / YELLOW
4510..1	20 AWG (16/32) 0.5 mm <sup>2</sup>	0.083	01	BLACK
4510..2	18 AWG (24/32) 0.75 mm <sup>2</sup>	0.094	02	BLUE
4510..3	17 AWG (32/32) 1 mm <sup>2</sup>	0.102	03	BROWN
<b>H07V-K PVC</b>			04	RED
4520..1	16 AWG (30/30) 1.5 mm <sup>2</sup>	0.118	05	WHITE
4520..2	14 AWG (50/30) 2.5 mm <sup>2</sup>	0.146	06	GRAY
4520..3	12 AWG (56/28) 4 mm <sup>2</sup>	0.169	07	VIOLET
4520..4	10 AWG (84/26) 6 mm <sup>2</sup>	0.193	08	PINK
4520..5	8 AWG (80/26) 10 mm <sup>2</sup>	0.256	09	ORANGE
4520..6	6 AWG (128/26) 16 mm <sup>2</sup>	0.315	10	TRANSPARENT *
4521..1	4 AWG (200/26) 25 mm <sup>2</sup>	0.386	11	YELLOW *
4521..2	2 AWG (280/26) 35 mm <sup>2</sup>	0.433	12	GREEN *
4521..3	1 AWG (400/26) 50 mm <sup>2</sup>	0.512	13	BEIGE
4521..4	2/0 AWG (560/26) 70 mm <sup>2</sup>	0.610	14	DARK BLUE
4521..5	3/0 AWG (485/24) 95 mm <sup>2</sup>	0.669		
4521..6	4/0 AWG (514/24) 120 mm <sup>2</sup>	0.776		
4521..7	300 MCM AWG (765/24) 150 mm <sup>2</sup>	0.839		
4521..8	370 MCM AWG (944/24) 185 mm <sup>2</sup>	0.925		
4521..9	480 MCM AWG (1255/25) 240 mm <sup>2</sup>	1.079		
			<b>* = NOT HAR</b>	

The complete part number is determined by adding the color number to the part number.

### Example:

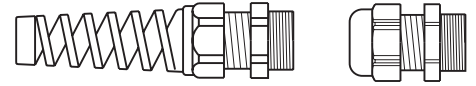
**Part number 4510..1 with Green / Yellow insulation  
 is ordered as part number 4510001.**

**<HAR> Green / Yellow Ground: For every 15 mm of length of insulation, one of the colors (green or yellow) must cover at least 30% and not more than 70% of the insulation surface, the other color covering the remainder.**



# STRAIN RELIEF CORD CONNECTORS

## Liquid-Tight (IP 68) UL, CSA, VDE



### Patented Security:

Patent No. P-2631996

### International Approvals:

UL No. E79903 VDE No. 57986  
CSA No. LR50370-10 SEV No. 100989

### Technical Data:

Protection:	Up to 70 PSI
Material:	Polyamide — flame retardant, self-extinguishing nylon with neoprene gland.
Working Temperature:	-22°F (-30°C) to 212°F (100°C) and up to 302°F (150°C) for short periods of time.
Seal:	IP 68 (International Protection — highest grade), comparable to NEMA 6 classification. First digit (0-6): Dust Protection Second digit (0-8): Water Spray Protection
Resistant to:	Salt water, weak acids, weak alkalis, alcohol, ester, ketones, ether, benzene, gas, mineral oil, animal and vegetable oils, gasoline, oil, grease and common solvents.

New technically advanced features meet the most stringent demands of safety and operational reliability. Can be used in - panels, switches, control equipment and is most commonly used within the machine tool industry. A strain relief and a liquid-tight seal — all in one connector.

### Internationally Approved:

Internationally tested and accepted by: UL, CSA, VDE, SEV.

### Optimum Seal:

A special interior flange construction of two sealing rings molded at the body of the gland plus a high quality neoprene bushing are additional safeguards that insure an impervious seal — NEMA 6 Classification.

### Unique Design:

Outperforms traditional connectors because the design consists of three parts which do not require dismantling before use.

The internal ratchet mechanism allows the cap to be tightened without twisting the cord as it compresses, pushing the collet fingers together to form a liquid-tight seal with the neoprene compression gland.

### Vibration-Proof Protection:

An integrated locking mechanism that includes an internal ratchet inside the sealing portion of the connector provides a self-locking and vibration-proof fixing element that prevents the cap from detaching even when subjected to severe vibration.

### Quick Installation:

New multi-trapezoidal thread requires just one twist to tighten the dome cap — automatically adjusting to the size of the cable and providing optimum strain relief and liquid-tight seal.

### Heavy Duty Design:

- Higher pull out strength
- Highly reliable strain relief

### New Cap Design for Easier Handling:

Larger ergonomic design and ridges of the dome cap makes for easy gripping and mounting by hand or wrench.

### Larger Variable Clamping Range:

The uniquely designed collet accommodates a broad range of cords, tubes and cable diameters resulting in a reduction in the number of glands required in inventory.

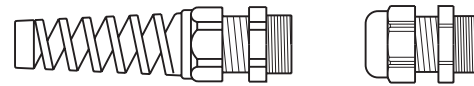
### Resistant to Impact at Low Temperatures:

Can withstand impact at low temperatures of -30°C.



# STRAIN RELIEF CORD CONNECTORS

## Liquid-Tight (IP 68) UL, CSA, VDE



**STANDARD TYPE**

**LOCKING NUT**

**FLEX TYPE**

THREAD SIZE*	MAJOR DIAMETER mm	PITCH mm
<b>PG 07</b>	12.5	1.27
<b>PG 09</b>	15.2	1.41
<b>PG 11</b>	18.6	1.41
<b>PG 13.5</b>	20.4	1.41
<b>PG 16</b>	22.5	1.41
<b>PG 21</b>	28.3	1.59
<b>PG 29</b>	37.0	1.59
<b>PG 36</b>	47.0	1.59
<b>PG 42</b>	54.0	1.59
<b>PG 48</b>	59.3	1.59

\* Steel Conduit Thread 10 per DIN 40430

**NOTE: Last 2 digits of catalog number indicate "PG" thread size as per above table**

CATALOG NUMBER (BLACK)	DIAMETER RANGE	"A" MOUNTING HOLE CLEARANCE	"B" MAXIMUM OVERALL LENGTH	"C" THREAD LENGTH	"D" WRENCHING NUT THICKNESS	"E" WRENCHING FLATS	"F" LOCKNUT THICKNESS	"G" LOCKNUT DIAMETER
<b>METRIC PG THREAD - STANDARD TYPE</b>								
<b>20607</b>	.079-.197	.492	1.259	.315	.203	.591	.197	.827
<b>20507</b>	.118-.255	.492	1.259	.315	.203	.591	.197	.827
<b>20609</b>	.079-.236	.599	1.378	.315	.218	.750	.197	.945
<b>20509</b>	.157-.314	.599	1.378	.315	.218	.750	.197	.945
<b>20611</b>	.157-.275	.733	1.500	.315	.218	.866	.197	1.024
<b>20511</b>	.200-.394	.733	1.500	.315	.218	.866	.197	1.024
<b>20613</b>	.341-.354	.804	1.614	.354	.218	.945	.236	1.142
<b>20513</b>	.236-.472	.804	1.614	.354	.218	.945	.236	1.142
<b>20616</b>	.423-.481	.886	1.732	.394	.234	1.063	.236	1.300
<b>20516</b>	.394-.551	.886	1.732	.394	.234	1.063	.236	1.300
<b>20621</b>	.481-.617	1.115	1.929	.433	.250	1.299	.276	1.535
<b>20521</b>	.545-.709	1.115	1.929	.433	.250	1.299	.276	1.535
<b>20629</b>	.511-.787	1.457	2.165	.433	.297	1.654	.276	1.968
<b>20529</b>	.708-.984	1.457	2.165	.433	.297	1.654	.276	1.968
<b>20636</b>	.787-1.023	1.850	2.519	.512	.315	2.087	.315	2.598
<b>20536</b>	.866-1.259	1.850	2.519	.512	.315	2.087	.315	2.598
<b>20642</b>	.984-1.220	2.126	2.638	.512	.360	2.362	.315	2.874
<b>20542</b>	1.259-1.496	2.126	2.638	.512	.360	2.362	.315	2.874
<b>20648</b>	1.141-1.378	2.335	2.717	.551	.360	2.559	.315	3.071
<b>20548</b>	1.456-1.732	2.335	2.717	.551	.360	2.559	.315	3.071
<b>METRIC PG THREAD - FLEX TYPE</b>								
<b>21707</b>	.079-.197	.492	2.560	.315	.203	.591	.197	.827
<b>20707</b>	.118-.255	.492	2.560	.315	.203	.591	.197	.827
<b>21709</b>	.079-.236	.599	2.970	.315	.218	.750	.197	.945
<b>20709</b>	.157-.314	.599	2.970	.315	.218	.750	.197	.945
<b>21711</b>	.157-.275	.733	3.510	.315	.218	.866	.197	1.024
<b>20711</b>	.200-.394	.733	3.510	.315	.218	.866	.197	1.024
<b>21713</b>	.341-.354	.804	4.020	.354	.218	.945	.236	1.142
<b>20713</b>	.236-.472	.804	4.020	.354	.218	.945	.236	1.142
<b>21716</b>	.423-.481	.886	4.540	.394	.234	1.063	.236	1.300
<b>20716</b>	.394-.551	.886	4.540	.394	.234	1.063	.236	1.300
<b>21721</b>	.481-.617	1.115	5.293	.433	.250	1.299	.276	1.535
<b>20721</b>	.545-.709	1.115	5.293	.433	.250	1.299	.276	1.535

**ALL DIMENSIONS ARE IN INCHES**



---

# GLOSSARY, METRIC CONVERSION DATA, DIMENSIONAL DATA DRAWINGS, INDEX, TERMS AND CONDITIONS OF SALE

<b>Glossary</b> .....	Pages 212-215
<b>Temperature and Metric Conversion Data</b> .....	Page 216
<b>AWG to Metric Conversion Chart</b> .....	Page 217
<b>Dimensional Data Drawings</b> .....	Pages 218-262
<b>Catalog Number Index</b> .....	Pages 263-267
<b>Terms and Conditions of Sale</b> .....	Page 275





## GLOSSARY

**AFSNIT 107-2-01** The standard to which plugs and receptacles of the Danish configuration (DE1-10P and DE1-10R respectively) must be manufactured.

**ANSI** American National Standards Institute (ANSI) is a standards setting agency for the United States.

**AS / NZS 3112 1993** The standard to which plugs and receptacles of the Australian configurations (AU1-10P, AU2-15P and AU1-10R, AU2-15R respectively) must be manufactured.

**ASTA** ASTA is a certification agency for the United Kingdom.

**AWG** American Wire Gauge. The standard system for designating the physical size of a current carrying wire.

**BSI** British Standards Institution (BSI) is the standards setting and certification agency for the United Kingdom.

**BS 546A** The standard to which plugs and receptacles of the United Kingdom configurations (UK2-15P and UK2-15R, respectively) must be manufactured. Wiring devices of these configurations are generally utilized in countries which were part of the United Kingdom when electricity was introduced into the country, i.e. South Africa and India.

**BS 1363A** The standard to which plugs and receptacles of the United Kingdom configuration (UK1-13P and UK1-13R respectively) must be manufactured. All plugs, rewirable and those molded on to power cords, must be equipped with an internal fuse. Fuses are available in 3, 5, 10 and 13 ampere ratings. The rating of the plug is, therefore, contingent upon the rating of the fuse which is installed into it.

**C22.2, No. 42** The standard to which plugs and receptacles of Canada configuration (NEMA 5-15P and NEMA 5-15R respectively) must be manufactured. This configuration is the same as the plug and receptacle configuration which is utilized in the United States.

**Cable** A group of insulated conductors twisted together and contained within an overall insulating jacket.

**CCC** China Compulsory Certification

**CEBEC** Comite Electrotechnique Belge (CEBEC) is the certification agency for Belgium.

**CEE 7** The standard to which grounded plugs and receptacles of the Germany configuration must be manufactured. This configuration is commonly referred to as the SCHUKO configuration and is utilized throughout most of the continental Europe.

**CEE 7-7** The standard to which grounded plugs and receptacles of the Germany configuration (EU1-16P and EU1-16R respectively) must be manufactured. Plugs that are manufactured to this standard have a slot in the face which allows the plug to mate with French and Belgian receptacles (FR1-16R). This configuration is commonly referred to as the "SCHUKO" configuration and is utilized throughout most of the continental Europe.

**CEE 7-16** The standard to which non-grounded plugs and receptacles of the Germany configuration must be manufactured. The plug is commonly utilized throughout the continental Europe and is therefore often referred to as the "Europlug".

**CEI** Comitato Elettrotecnico Italiano (CEI) is the standards setting agency for Italy.

**CEI 23-16/VII** The standard to which plugs and receptacles of the Italian configurations (IT1-10P, IT2-16P and IT1-10R, IT2-16R respectively) must be manufactured.

**CENELEC** European Committee for Electrotechnical Standardization (CENLEC) is a standards setting agency which is responsible for developing electrical standards that are universally acceptable to all CENELEC member nations. Austria, Belgium, Denmark, France, Federal Republic of Germany, Finland, Greece, Ireland, Italy, Netherlands, Norway, Portugal, Spain, Sweden, Switzerland and the United Kingdom are members of CENELEC.

**CSA** Canadian Standards Association (CSA) is the standards setting and certification agency for Canada.



# GLOSSARY

**CSBS** China State Bureau for Standardization (CSBS) is the standards setting agency for the People's Republic of China.

**DEMKO** Dansk Elektroteknisk Komite (DEMKO) is the certification agency for Denmark.

**Department of Fair Trading** Australia

**DIN** Deutsches Institut für Normung (DIN) is the standards setting agency for Germany.

**Europlug** Plug manufactured to the German standard CEE7-16. The plug is commonly utilized throughout the continental Europe and is therefore often referred to as the "Europlug".

**Filler** A nonconducting material used in multiconductor cables to occupy the voids formed by the cabled conductors.

**FIMKO** FIMKO Limited (FIMKO) is the certification agency for Finland.

**GB 1002-1996 & GB 2099.1-1996** The standard to which plugs and receptacles of the Chinese configurations (CH1-10P, CH2-16P and CH1-10R, CH2-16R respectively) must be manufactured.

**Gost 7396** The standard to which plugs and receptacles of the Russian configuration must be manufactured. The plug is similar to the German Schuko plug except the plug pins are 4.0 mm in diameter.

**HAR** Harmonized Cordage (HAR)

**Harmonized Cordage** Cordage that is manufactured in accordance with CENELEC's Harmonization Documents HD-21 or HD-22. In order to identify a harmonized wire or cable, one of the following identification methods are required; (1) Printed letters (HAR) on either the overall jacket or insulation or (2) Printed tape or identification threads.

**HD-21** CENELEC's Harmonization Document HD-21 provides the specifications for polyvinyl chloride (PVC) insulated wire and cable.

**HD-22** CENELEC's Harmonization Document HD-22 provides the specifications for rubber insulated flexible cords and cables.

**IEC** International Electrotechnical Commission is an international committee that develops and publishes its recommendations for standardising international wiring devices and products.

**IEC 60309 (Formerly IEC 309 - CEE 17)** International Electrotechnical Commission standard that applies to a series of heavy duty plugs and receptacles of a pin and sleeve design and that have a specific ampere/voltage rating for each individual configuration.

**IEC 60320 (Formerly IEC 320)** International Electrotechnical Commission standard that applies to a series of plugs, connectors, inlets and outlets designed for use on portable equipment such as computers, printers, medical equipment and other electrical or electronic equipment.

**IMQ** Istituto Italiano del Marchio di Qualità (IMQ) is the certification agency for Italy.

**IP** Ingress Protection (IP) - grades of protection against external solids contacting the conductors of a wiring device and against the penetration of liquids into the wiring device as per the standard established by International Electrotechnical Commission (IEC).

**IP 44 or IP X4** Ingress protection is provided against solid bodies of dimensions above 1 mm diameter and against sprinklings of water. These devices are typically considered to be "splashproof".

**IP 67 or IP X7** Ingress protection is provided against dust and against immersion under predetermined pressure and time conditions. These devices are typically considered to be "watertight".



# GLOSSARY

**Insulation** A material having a high resistance to the flow of electrical current. Used to isolate conductors.

**INTI** Instituto Nacional de Tecnologia Industrial (INTI) is the testing agency for Argentina

**IRAM** Instituto Argentino de Racionalization de Materiales (IRAM) is the standards setting agency for Argentina.

**IRAM 2073 & IRAM 2063** The standard to which plugs and receptacles of the Argentinian configuration (AR1-10P and AR1-10R respectively) must be manufactured.

**Jacket** The outer covering of a cable which provides protection against the environment.

**JET** Japan Electrical Testing Laboratory (JET) is the testing agency for Japan.

**JIS** Japanese Industrial Standards Committee Agency of Industrial Science & Technology (JIS) is the standards setting agency for Japan

**JIS 8303** The standard to which grounded plugs and receptacles of the Japanese configuration (JA1-15P and JA1-15R respectively) must be manufactured.

**KEMA** NV tot Keuring van Elektrotechnische Materialen (KEMA) is the certification agency for the Netherlands.

**LCIE** Laboratoire Central des industries electriques (LCIE) is the certification agency for France.

**MITI** The Ministry of International Trade and Industry (MITI) is the organization to which all testing and/or approval agencies in Japan belong. Dentori and JIS approvals are administered by MITI.

**NEMA** National Electrical Manufactures Association (NEMA) is a standards setting agency for the United States.

**NEMA 5-15** The standard to which 15 ampere 125 volt grounded straight blade plugs and their corresponding receptacles of the North American configuration (NEMA 5-15P and NEMA 5-15R respectively) must be manufactured.

**NEMA 5-20** The standard to which 20 ampere 125 volt grounded straight blade plugs and their corresponding receptacles of the North American configuration (NEMA 5-20P and NEMA 5-20R respectively) must be manufactured.

**NEMA 6-15** The standard to which 15 ampere 250 volt grounded straight blade plugs and their corresponding receptacles of the North American configuration (NEMA 6-15P and NEMA 6-15R respectively) must be manufactured.

**NEMA 6-20** The standard to which 20 ampere 250 volt grounded straight blade plugs and their corresponding receptacles of the North American configuration (NEMA 6-20P and NEMA 6-20R respectively) must be manufactured.

**NEMA L5-15** The standard to which 15 ampere 125 volt grounded locking plugs and their corresponding receptacles of the North American configuration (NEMA L5-15P and NEMA L5-15R respectively) must be manufactured. These wiring devices have a locking feature that is designed to prevent accidental disconnects.

**NEMA L5-20** The standard to which 20 ampere 125 volt grounded locking plugs and their corresponding receptacles of the North American configuration (NEMA L5-20P and NEMA L5-20R respectively) must be manufactured. These wiring devices have a locking feature that is designed to prevent accidental disconnects.

**NEMA L5-30** The standard to which 30 ampere 125 volt grounded locking plugs and their corresponding receptacles of the North American configuration (NEMA L5-30P and NEMA L5-30R respectively) must be manufactured. These wiring devices have a locking feature that is designed to prevent accidental disconnects.

**NEMA L6-15** The standard to which 15 ampere 250 volt grounded locking plugs and their corresponding receptacles of the North American configuration (NEMA L6-15P and NEMA L6-15R respectively) must be manufactured. These wiring devices have a locking feature that is designed to prevent accidental disconnects.



## GLOSSARY

**NEMA L6-20** The standard to which 20 ampere 250 volt grounded locking plugs and their corresponding receptacles of the North American configuration (NEMA L6-20P and NEMA L6-20R respectively) must be manufactured. These wiring devices have a locking feature that is designed to prevent accidental disconnects.

**NEMA L6-30** The standard to which 30 ampere 250 volt grounded locking plugs and their corresponding receptacles of the North American configuration (NEMA L6-30P and NEMA L6-30R respectively) must be manufactured. These wiring devices have a locking feature that is designed to prevent accidental disconnects.

**NEMKO** Norges Elektriske Materiekkontroll (NEMKO) is the certification agency for Norway.

**Neoprene** The Dupont trade name for polychloroprene a synthetic rubber which has the characteristics of good resistance to oil, chemical and flame.

**OVE** Osterreichischer Verband Fur Elektrotechnik (OVE) is the certification agency for Austria.

**PVC** Polyvinyl chloride, a thermoplastic material used to insulate conductors and for cable jackets.

**SAA** Standards Association of Australia (SAA) is the standards setting agency for Australia.

**SABS** South African Bureau of Standards (SABS) is the standards setting agency for South Africa

**SABS 164** The standard to which grounded plugs and receptacles of the South African configuration (UK2-15P and UK2-15R respectively) must be manufactured.

**SANZ** Standards Association of New Zealand (SANZ) is the standards setting agency for New Zealand.

**Schuko** Plugs and receptacles of the Germany configuration (EU1-16P and EU1-16R respectively) manufactured to the CEE 7-7 standard. Plugs that are manufactured to this standard have a slot in the face which allows the plug to mate with French and Belgian receptacles (FR1-16R) This configuration is commonly utilized throughout most of the continental Europe.

**SEMKO** Svenska Elektriska Materiekkontrollanstalten AB (SEMKO) is the testing and certification agency for Sweden.

**SEV** Schweizerischer Electrotechnischer Verein (SEV) is the certification agency for Switzerland.

**SEV 1011. 1959** The standard to which grounded plugs and receptacles of the Swiss configuration (SW1-10P and SW1-10R respectively) must be manufactured.

**SI 32** The standard to which grounded plugs and receptacles of the Israeli configuration (IS1-16P and IS1-16R respectively) must be manufactured.

**SII** Standards Institution of Israel (SII) is the certification agency for Israel.

**SJT** UL cord type designation. Service Junior Thermoplastic jacket used for hard service applications.

**SJTO** UL cord type designation. Service Junior Thermoplastic Oil resistant jacket used for hard service applications.

**SPT** UL cord type designation. Service Parallel Thermoplastic.

**SVT** UL cord type designation. Service Vacuum Thermoplastic jacket *not* for use in hard service applications.

**UL** Underwriters Laboratories (UL) is a testing agency for the United States.

**UTE** Union Technique de l'Electricite (UTE) is the standards setting agency for France.

**VDE** VDE Pruf und Zertifizierungsinstitut (VDE) is the certification agency for Germany.





# TEMPERATURE AND METRIC CONVERSION DATA

Temperature Conversion Data				
°F ..... °C	°F ..... °C	°F ..... °C	°F ..... °C	°F ..... °C
140 ..... 60.00	160 ..... 71.11	180 ..... 82.22	200 ..... 93.33	300 ..... 148.89
141 ..... 60.55	161 ..... 71.66	181 ..... 82.77	205 ..... 96.11	305 ..... 151.67
142 ..... 61.11	162 ..... 72.22	182 ..... 83.33	210 ..... 98.89	310 ..... 154.44
143 ..... 61.66	163 ..... 72.77	183 ..... 83.88	215 ..... 101.67	315 ..... 157.22
144 ..... 62.22	164 ..... 73.33	184 ..... 84.44	220 ..... 104.44	320 ..... 160.00
145 ..... 62.78	165 ..... 73.89	185 ..... 85.00	225 ..... 107.22	325 ..... 162.78
146 ..... 63.33	166 ..... 74.44	186 ..... 85.55	230 ..... 110.00	330 ..... 165.56
147 ..... 63.88	167 ..... 75.00	187 ..... 86.11	235 ..... 112.78	335 ..... 168.33
148 ..... 64.44	168 ..... 75.55	188 ..... 86.66	240 ..... 115.56	340 ..... 171.11
149 ..... 65.00	169 ..... 76.11	189 ..... 87.22	245 ..... 118.33	345 ..... 173.89
150 ..... 65.56	170 ..... 76.67	190 ..... 87.78	250 ..... 121.11	350 ..... 176.67
151 ..... 66.11	171 ..... 77.22	191 ..... 88.33	255 ..... 123.89	355 ..... 179.44
152 ..... 66.66	172 ..... 77.77	192 ..... 88.88	260 ..... 126.67	360 ..... 182.22
153 ..... 67.22	173 ..... 78.33	193 ..... 89.44	265 ..... 129.44	365 ..... 185.00
154 ..... 67.77	174 ..... 78.88	194 ..... 90.00	270 ..... 132.22	370 ..... 187.78
155 ..... 68.33	175 ..... 79.44	195 ..... 90.55	275 ..... 135.00	375 ..... 190.55
156 ..... 68.88	176 ..... 80.00	196 ..... 91.11	280 ..... 137.78	380 ..... 193.33
157 ..... 69.44	177 ..... 80.55	197 ..... 91.66	285 ..... 140.55	385 ..... 196.11
158 ..... 70.00	178 ..... 81.11	198 ..... 92.22	290 ..... 143.33	390 ..... 198.89
159 ..... 70.55	179 ..... 81.66	199 ..... 92.77	295 ..... 146.11	395 ..... 201.67

## Metric Conversion Factors

### Length

Inch x 25.4 = Millimeters  
 Millimeters x 0.03937 = Inches  
 Feet x 0.3048 = Meters  
 Meters x 3.281 = Feet

### Area

Square Inch x 6.452 = Square Centimeter  
 Square Centimeter x 0.1550 = Square Inch  
 Square Foot x 0.0929 = Square Meter  
 Square Meter x 10.76 = Square Foot

### Mass

Ounce x 28.35 = Gram  
 Gram x 0.03527 = Ounce  
 Pound x 0.4536 = Kilogram  
 Kilogram x 2.205 = Pound

### Volume

Cubic Inch x 16.39 = Cubic Centimeter  
 Cubic Centimeter x 0.06102 = Cubic Inch  
 Cubic Foot x 0.02832 = Cubic Meter  
 Cubic Meter x 35.31 = Cubic Foot

## Fractions to Decimals to Millimeters Conversion Chart

Inches			Inches			Inches			Inches		
Fraction	Decimal	mm	Fraction	Decimal	mm	Fraction	Decimal	mm	Fraction	Decimal	mm
1/64	0.0156	0.3969	17/64	0.2656	6.7469	33/64	0.5156	13.0969	49/64	0.7656	19.4469
1/32	0.0312	0.7938	9/32	0.2812	7.1438	17/32	0.5312	13.4938	25/32	0.7812	19.8437
3/64	0.0468	1.1906	19/64	0.2968	7.5406	35/64	0.5468	13.8906	51/64	0.7968	20.2406
1/16	0.0625	1.5875	5/16	0.3125	7.9375	9/16	0.5625	14.2875	13/16	0.8125	20.6375
5/64	0.0781	1.9844	21/64	0.3281	8.3344	37/64	0.5781	14.6844	53/64	0.8281	21.0344
3/32	0.0937	2.3812	11/32	0.3437	8.7312	19/32	0.5937	15.0812	27/32	0.8437	21.4312
7/64	0.1093	2.7781	23/64	0.3593	9.1281	39/64	0.6093	15.4781	55/64	0.8593	21.8281
1/8	0.1250	3.1750	3/8	0.3750	9.5250	5/8	0.6250	15.8750	7/8	0.8750	22.2250
9/64	0.1406	3.5719	25/64	0.3906	9.9219	41/64	0.6406	16.2719	57/64	0.8906	22.6219
5/32	0.1562	3.9688	13/32	0.4062	10.3188	21/32	0.6562	16.6688	29/32	0.9062	23.0188
11/64	0.1718	4.3656	27/64	0.4218	10.7156	43/64	0.6718	17.0656	59/64	0.9218	23.4156
3/16	0.1875	4.7625	7/16	0.4375	11.1125	11/16	0.6875	17.4625	15/16	0.9375	23.8125
13/64	0.2031	5.1594	29/64	0.4531	11.5094	45/64	0.7031	17.8594	61/64	0.9531	24.2094
7/32	0.2187	5.5562	15/32	0.4687	11.9062	23/32	0.7187	18.2562	31/32	0.9687	24.6062
15/64	0.2343	5.9531	31/64	0.4843	12.3031	47/64	0.7343	18.6531	63/64	0.9843	25.0031
1/4	0.2500	6.3500	1/2	0.5000	12.7000	3/4	0.7500	19.0500	1	1.0000	25.4000



# AWG TO METRIC (mm<sup>2</sup>) CONVERSION CHART

## METRIC CONVERSION FACTORS

Metric Conductor Size (mm <sup>2</sup> )	Maximum Current Carrying Capacity at 20°C (Amperes)	Cross-Sectional Area (mm <sup>2</sup> )	American Wire Gauge Size (AWG)	Maximum Current Carrying Capacity (Amperes) *
0.75	10	0.75	---	---
---	---	0.82	18	10
1.00	15	1.00	---	---
---	---	1.31	16	13
1.50	20	1.50	---	---
---	---	2.08	14	18
2.50	25	2.50	---	---
---	---	3.31	12	25
4.00	34	4.00	---	---
---	---	5.26	10	30
6.00	44	6.00	---	---
---	---	8.37	8	40
10.00	61	10.00	---	---

\* These are the Underwriters' Laboratories, Inc. & National Electric Code Standard for 2 and 3 conductor rubber or plastic cords. The current rating for cord with 4 or 6 conductors is 80% of the value shown.



# DIMENSIONAL DATA

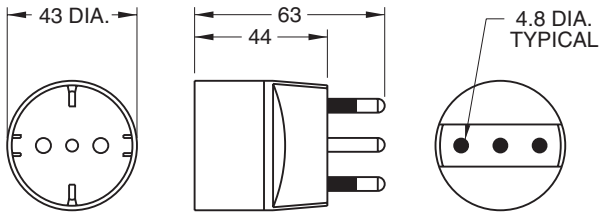
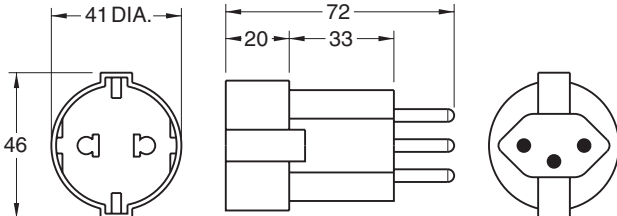
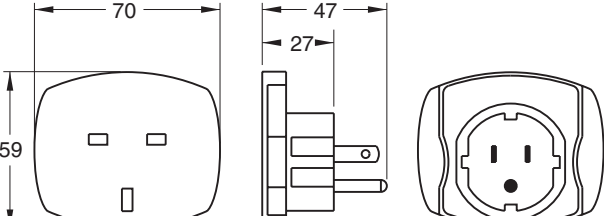
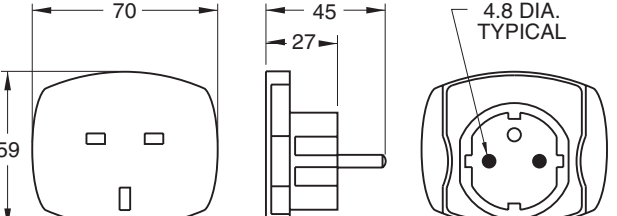
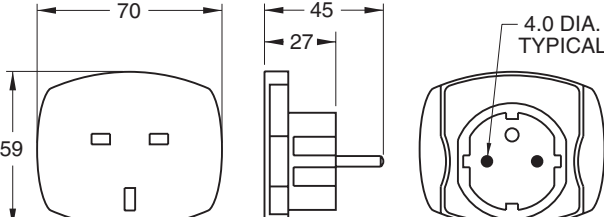
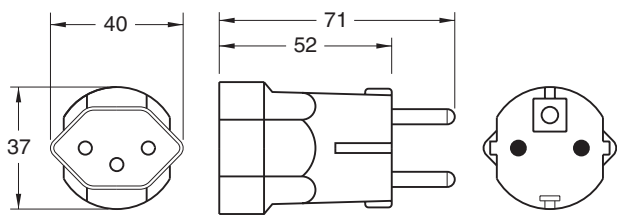
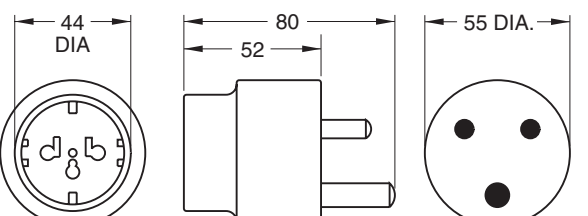
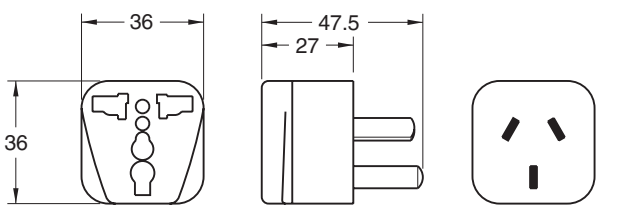
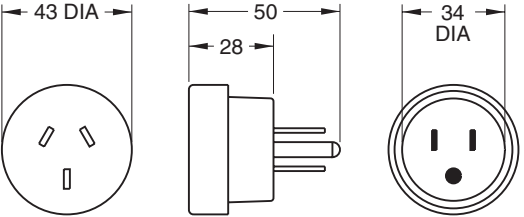
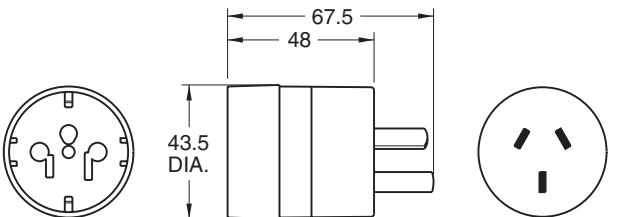
## All Dimensions Are In Millimeters

(1 mm = 0.039")

<p><b>Cat. No. 007879-007890</b>      <b>Page No. 198</b></p>	<p><b>Cat. No. 12QEL</b>      <b>Page No. 199</b></p>
<p><b>Cat. No. 24QEL</b>      <b>Page No. 199</b></p>	<p><b>Cat. No. 30100</b>      <b>Page No. 116</b></p>
<p><b>Cat. No. 30110</b>      <b>Page No. 116</b></p>	<p><b>Cat. No. 30120</b>      <b>Page No. 117</b></p>
<p><b>Cat. No. 30130</b>      <b>Page No. 117</b></p>	<p><b>Cat. No. 30140</b>      <b>Page No. 118</b></p>
<p><b>Cat. No. 30150</b>      <b>Page No. 118</b></p>	<p><b>Cat. No. 30150</b>      <b>Page No. 118</b></p>



**DIMENSIONAL DATA**  
**All Dimensions Are In Millimeters**  
 (1 mm = 0.039")

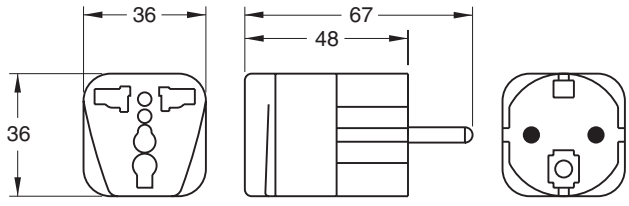
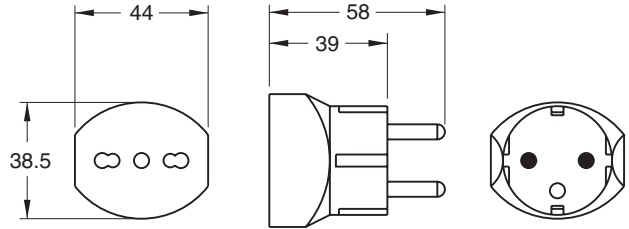
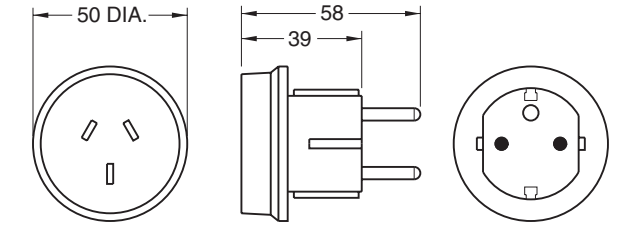
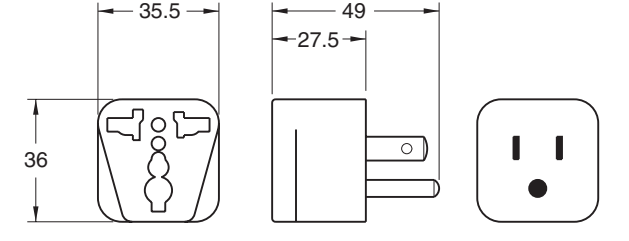
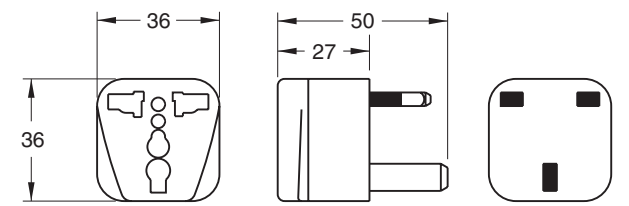
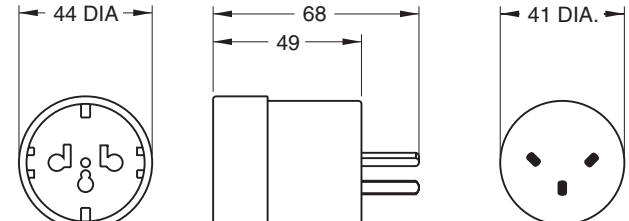
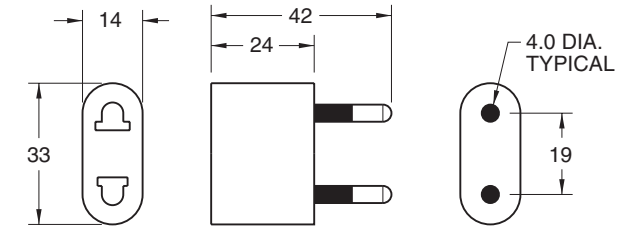
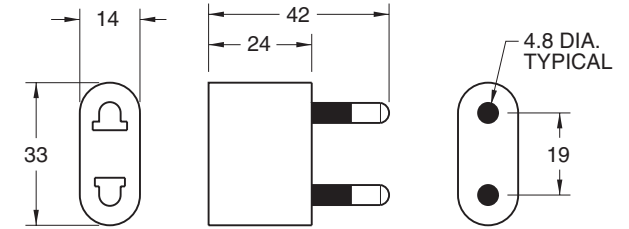
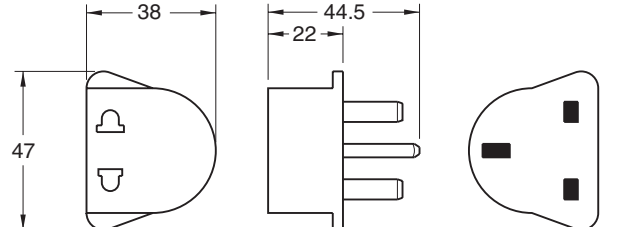
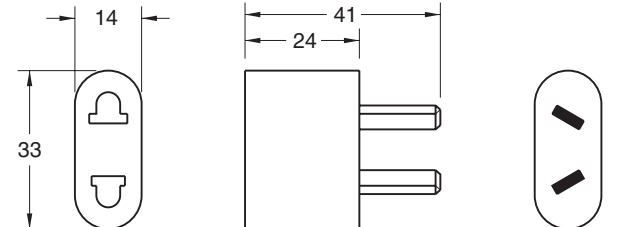
 <p><b>Cat. No. 30160</b> <b>Page No. 118</b></p>	 <p><b>Cat. No. 30170</b> <b>Page No. 118</b></p>
 <p><b>Cat. No. 30180</b> <b>Page No. 117</b></p>	 <p><b>Cat. No. 30181</b> <b>Page No. 119</b></p>
 <p><b>Cat. No. 30182</b> <b>Page No. 119</b></p>	 <p><b>Cat. No. 30190</b> <b>Page No. 119</b></p>
 <p><b>Cat. No. 30195</b> <b>Page No. 67</b></p>	 <p><b>Cat. No. 30200</b> <b>Page No. 116</b></p>
 <p><b>Cat. No. 30210</b> <b>Page No. 69</b></p>	 <p><b>Cat. No. 30220</b> <b>Page No. 116</b></p>



# DIMENSIONAL DATA

All Dimensions Are In Millimeters

(1 mm = 0.039")

 <p><b>Cat. No. 30225</b> <span style="float: right;"><b>Page No. 119</b></span></p>	 <p><b>Cat. No. 30230</b> <span style="float: right;"><b>Page No. 119</b></span></p>
 <p><b>Cat. No. 30240</b> <span style="float: right;"><b>Page No. 69</b></span></p>	 <p><b>Cat. No. 30250</b> <span style="float: right;"><b>Page No. 117</b></span></p>
 <p><b>Cat. No. 30260</b> <span style="float: right;"><b>Page No. 116</b></span></p>	 <p><b>Cat. No. 30295</b> <span style="float: right;"><b>Page No. 76</b></span></p>
 <p><b>Cat. No. 30300</b> <span style="float: right;"><b>Page No. 120</b></span></p>	 <p><b>Cat. No. 30301</b> <span style="float: right;"><b>Page No. 120</b></span></p>
 <p><b>Cat. No. 30320</b> <span style="float: right;"><b>Page No. 120</b></span></p>	 <p><b>Cat. No. 30330</b> <span style="float: right;"><b>Page No. 120</b></span></p>





**DIMENSIONAL DATA**  
**All Dimensions Are In Millimeters**  
 (1 mm = 0.039")

<p><b>Cat. No. 30340</b> <span style="float: right;"><b>Page No. 121</b></span></p>	<p><b>Cat. No. 30340A</b> <span style="float: right;"><b>Page No. 121</b></span></p>										
<p><b>Cat. No. 30350</b> <span style="float: right;"><b>Page No. 121</b></span></p>	<p><b>Cat. No. 30360</b> <span style="float: right;"><b>Page No. 67</b></span></p>										
<p><b>Cat. No. 30395</b> <span style="float: right;"><b>Page No. 77</b></span></p>	<p><b>Cat. No. 30500</b> <span style="float: right;"><b>Page No. 82</b></span></p>										
<p><b>Cat. No. 30510</b> <span style="float: right;"><b>Page No. 82</b></span></p>	<p><b>Cat. No. 3232-I</b> <span style="float: right;"><b>Page No. 155</b></span></p>										
<p><b>Cat. No. 38041</b> <span style="float: right;"><b>Page No. 199</b></span></p>	<table border="1" data-bbox="1279 1732 1494 1831"> <thead> <tr> <th>PANEL THICKNESS</th> <th>L</th> </tr> </thead> <tbody> <tr> <td>0.8</td> <td>24</td> </tr> <tr> <td>1.0</td> <td>24.6</td> </tr> <tr> <td>1.2</td> <td>25.2</td> </tr> <tr> <td>1.6</td> <td>26.2</td> </tr> </tbody> </table> <p><b>Cat. No. 4300.0701</b> <span style="float: right;"><b>Page No. 155</b></span></p>	PANEL THICKNESS	L	0.8	24	1.0	24.6	1.2	25.2	1.6	26.2
PANEL THICKNESS	L										
0.8	24										
1.0	24.6										
1.2	25.2										
1.6	26.2										



# DIMENSIONAL DATA

All Dimensions Are In Millimeters  
(1 mm = 0.039")

PANEL THICKNESS	X
0.8 - 1.2+	24.6
1.3 - 1.6+	24.8

**Cat. No. 4300.0702** **Page No. 155**

PANEL THICKNESS	X
0.8 - 1.2+	24.6
1.3 - 2.0+	24.8
2.1 - 3.0+	25

**Cat. No. 4300.0703** **Page No. 155**

**Cat. No. 4550** **Page No. 164**

**Cat. No. 4560** **Page No. 164**

**Cat. No. 4700** **Page No. 163**

**Cat. No. 4710** **Page No. 163**

**Cat. No. 4715-SS** **Page No. 163**

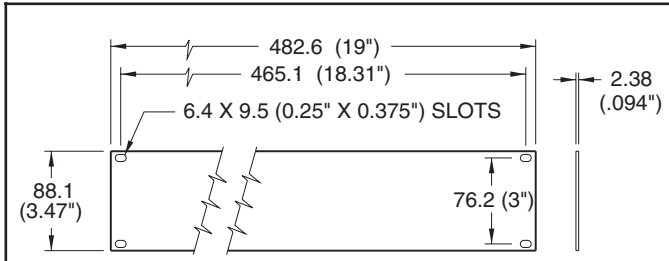
**Cat. No. 4716-SS** **Page No. 163**

**Cat. No. 4720-SSAN** **Page No. 163**

**Cat. No. 4QEL** **Page No. 199**

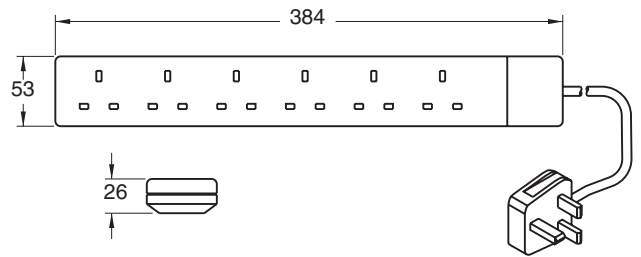


**DIMENSIONAL DATA**  
**All Dimensions Are In Millimeters**  
 (1 mm = 0.039")



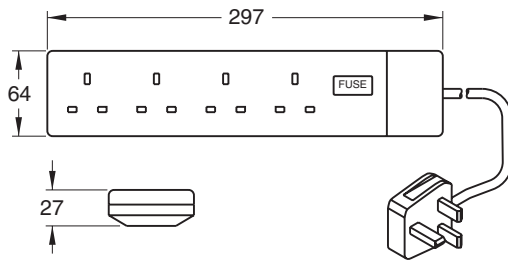
**Cat. No. 52019**

**Page No. 106**



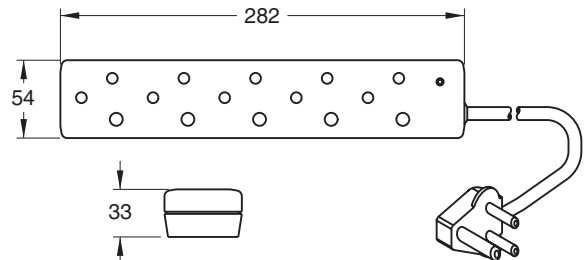
**Cat. No. 52160**

**Page No. 107**



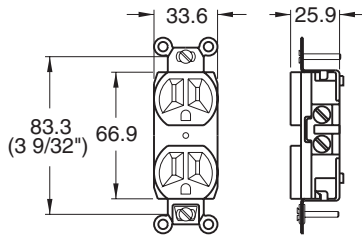
**Cat. No. 52170**

**Page No. 107**



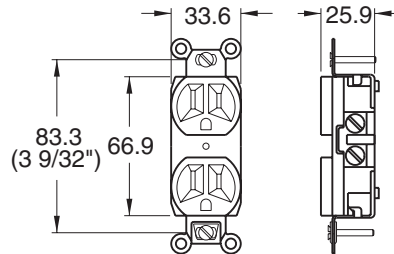
**Cat. No. 52205**

**Page No. 67**



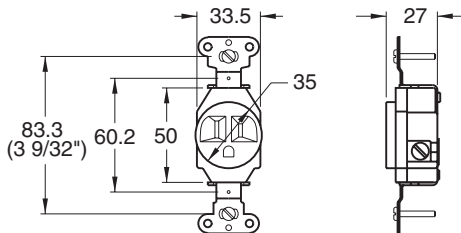
**Cat. No. 5242**

**Page No. 155**



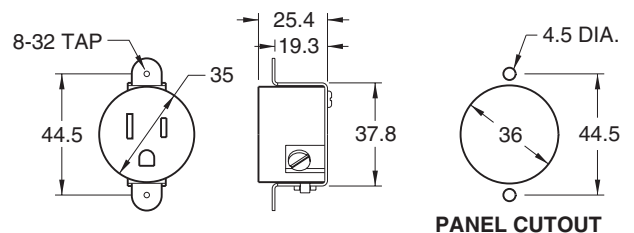
**Cat. No. 5242-I**

**Page No. 155**



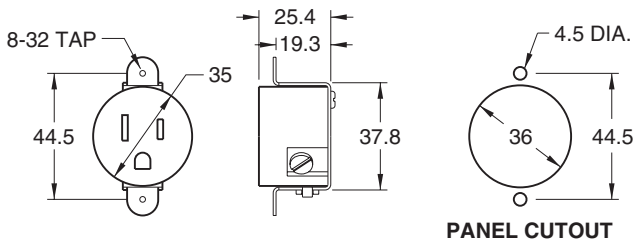
**Cat. No. 5251-I**

**Page No. 155**



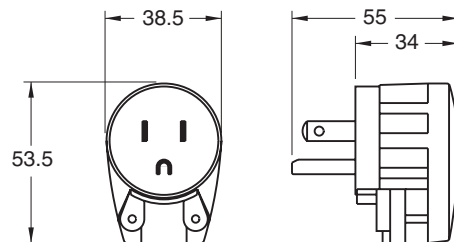
**Cat. No. 5258**

**Page No. 155**



**Cat. No. 5258-I**

**Page No. 155**

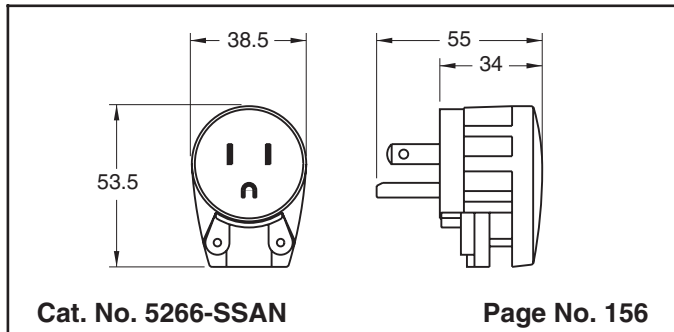


**Cat. No. 5266-HGAN**

**Page No. 154**

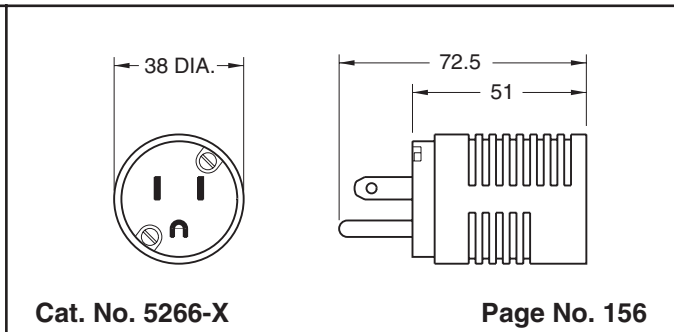


**DIMENSIONAL DATA**  
**All Dimensions Are In Millimeters**  
 (1 mm = 0.039")



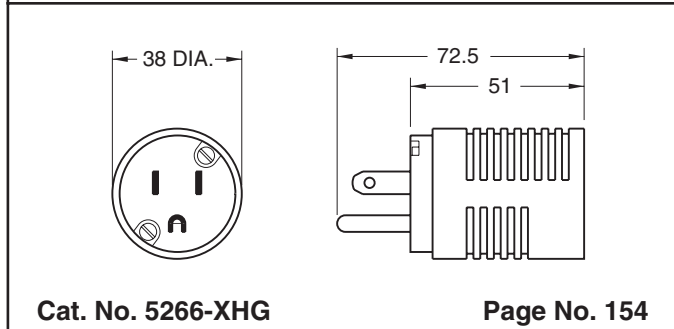
**Cat. No. 5266-SSAN**

**Page No. 156**



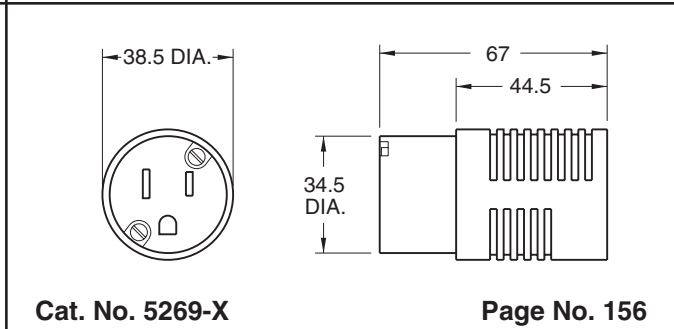
**Cat. No. 5266-X**

**Page No. 156**



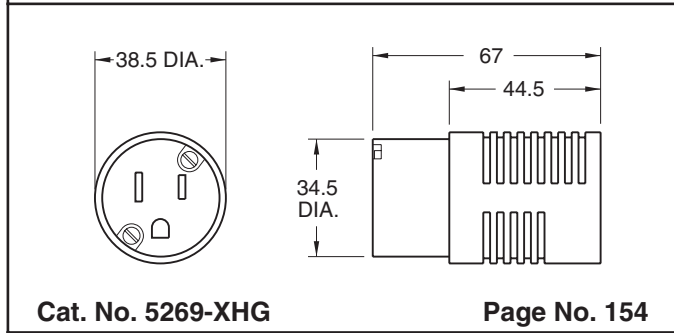
**Cat. No. 5266-XHG**

**Page No. 154**



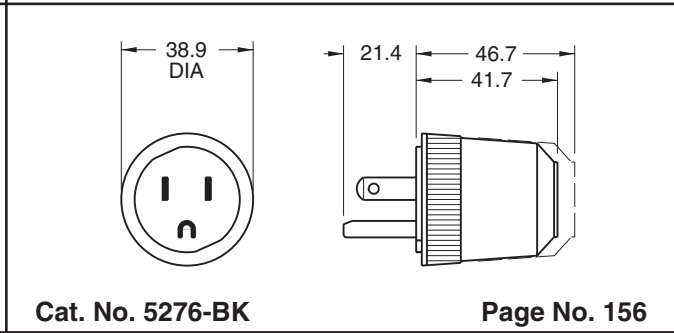
**Cat. No. 5269-X**

**Page No. 156**



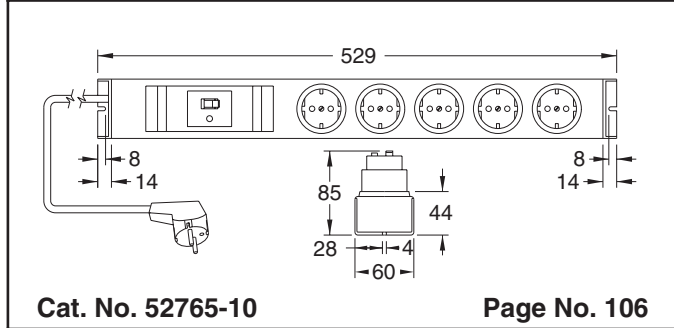
**Cat. No. 5269-XHG**

**Page No. 154**



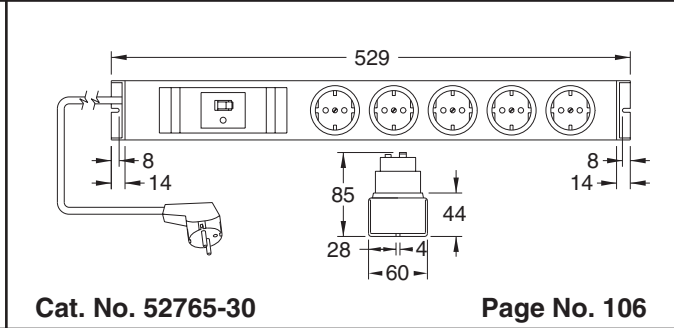
**Cat. No. 5276-BK**

**Page No. 156**



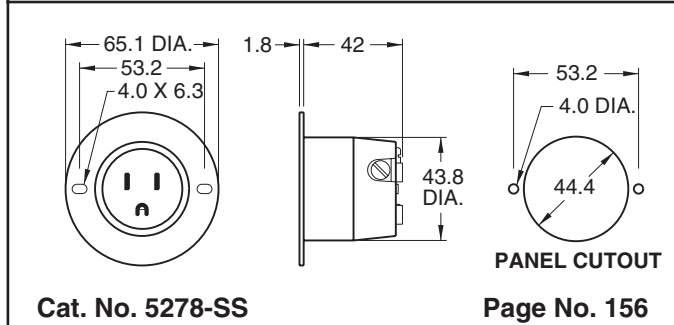
**Cat. No. 52765-10**

**Page No. 106**



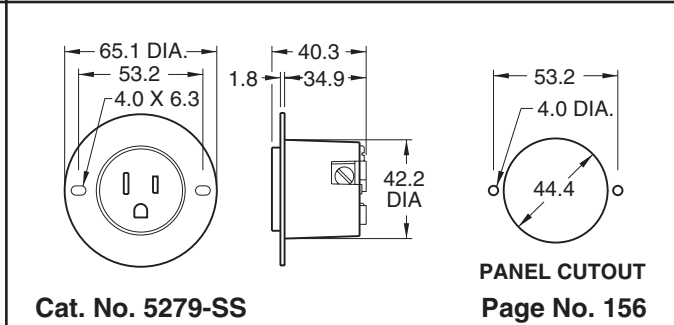
**Cat. No. 52765-30**

**Page No. 106**



**Cat. No. 5278-SS**

**Page No. 156**



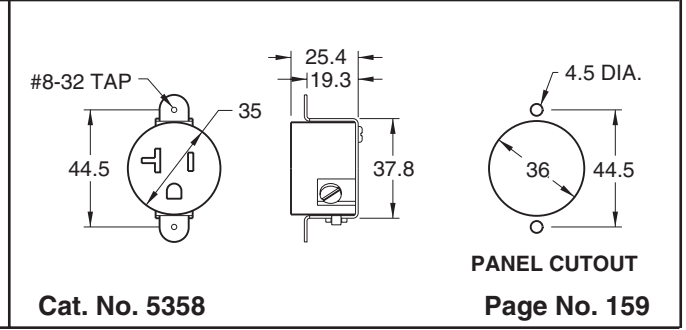
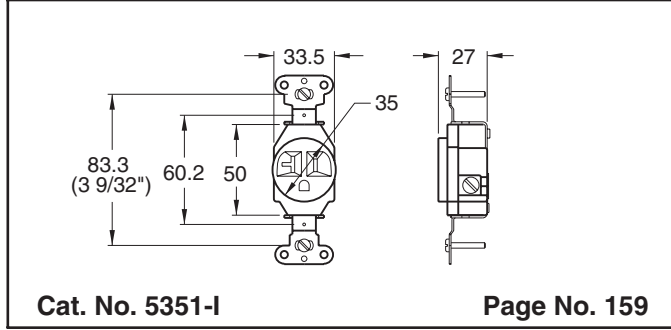
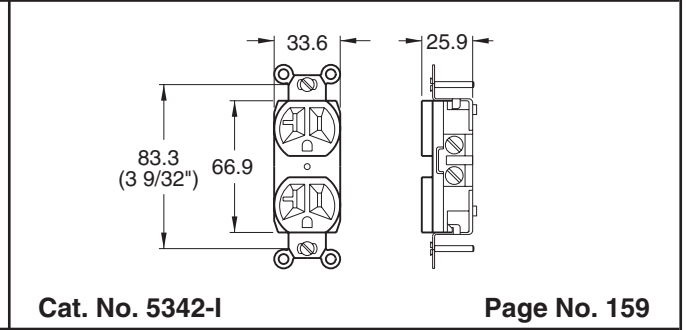
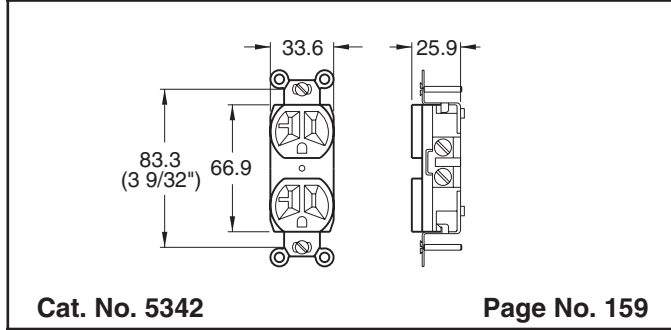
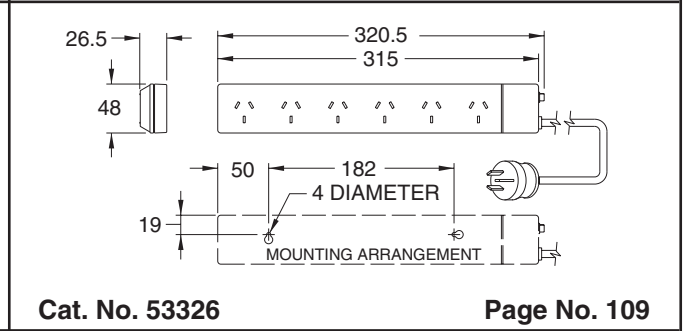
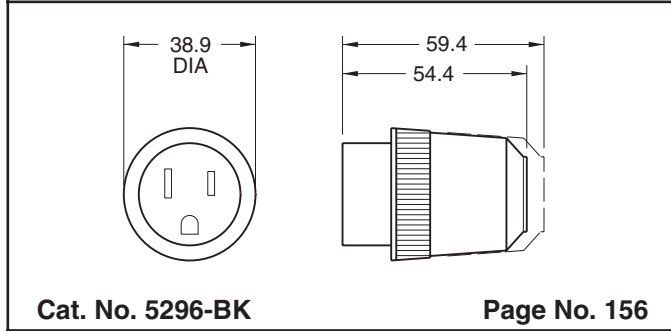
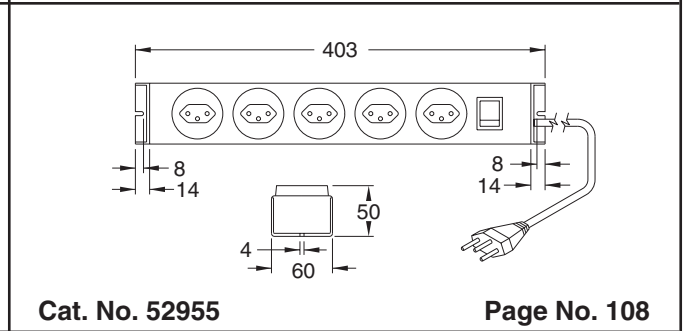
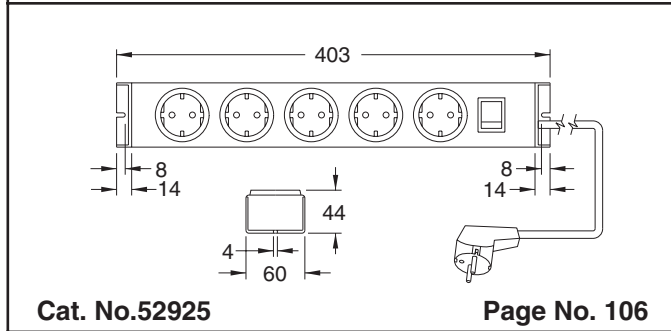
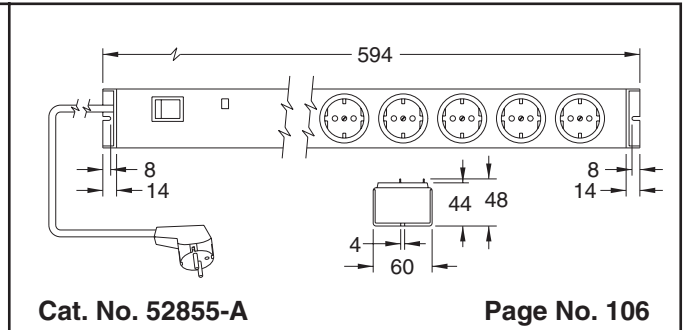
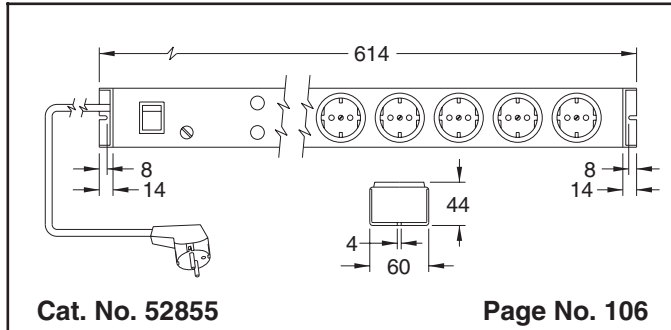
**Cat. No. 5279-SS**

**Page No. 156**



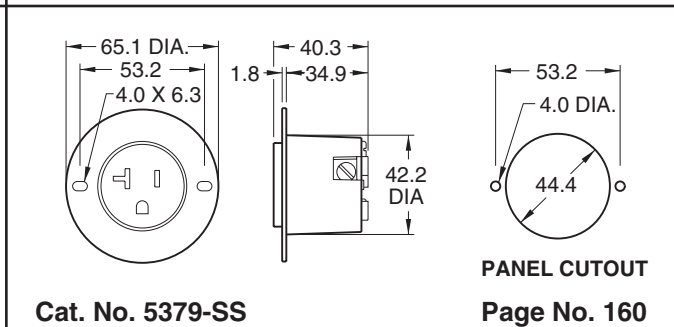
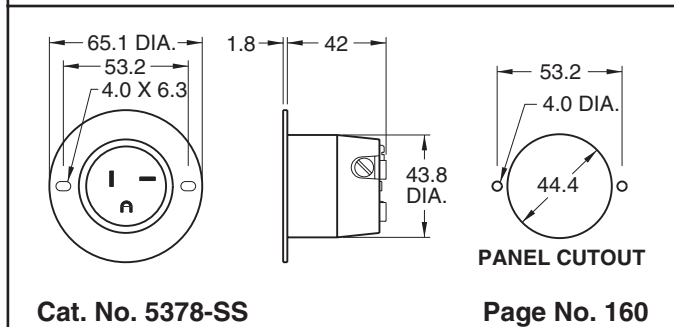
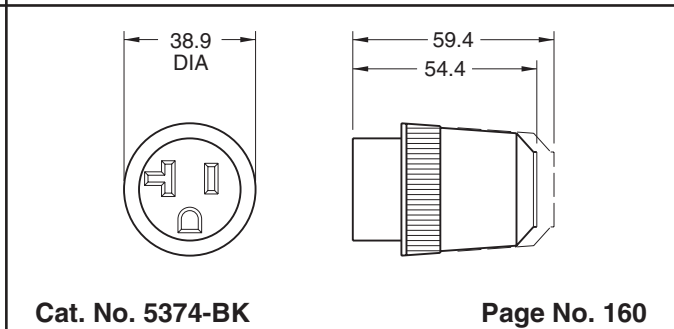
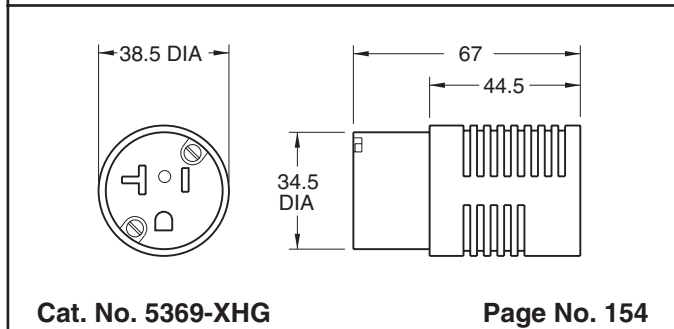
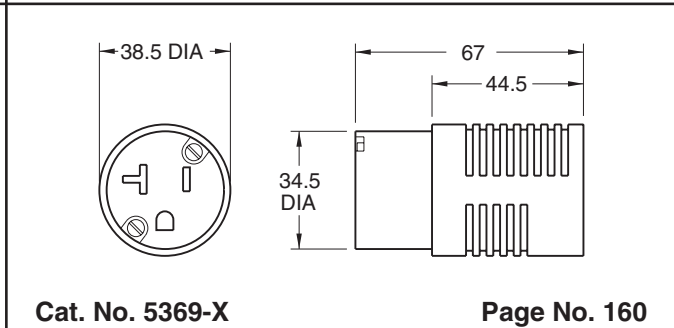
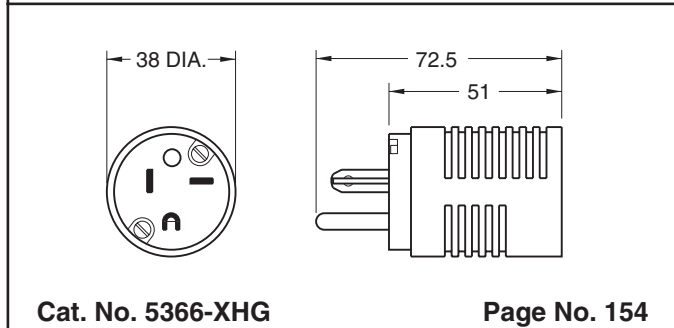
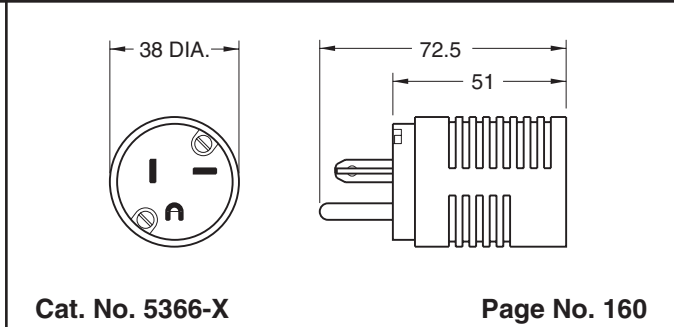
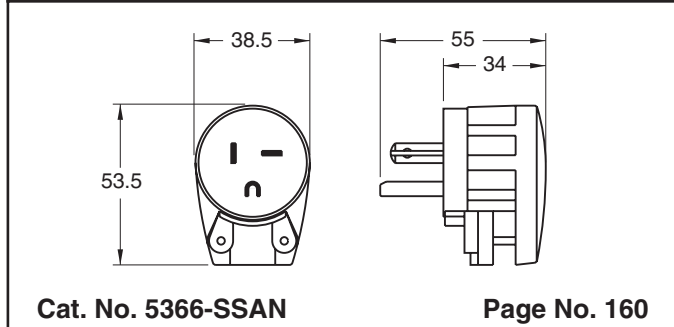
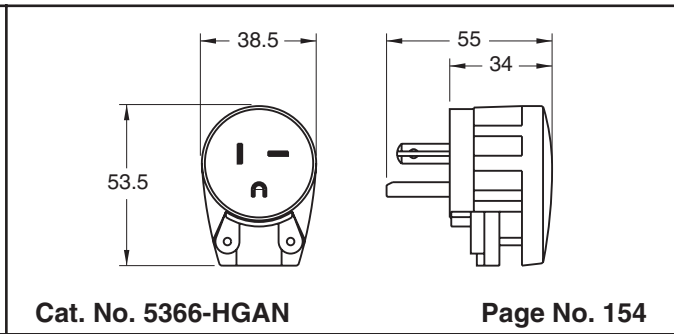
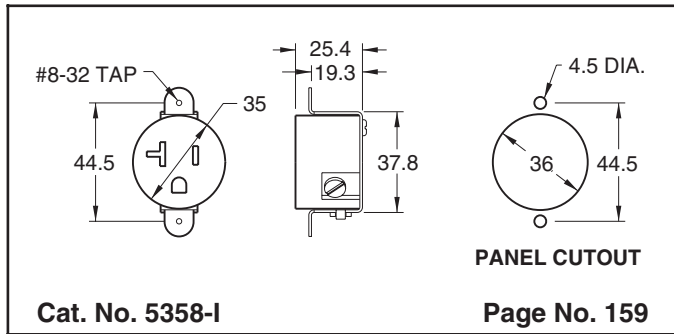
# DIMENSIONAL DATA

All Dimensions Are In Millimeters  
(1 mm = 0.039")

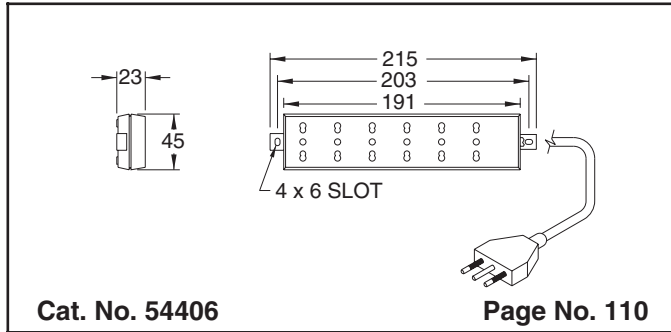




**DIMENSIONAL DATA**  
**All Dimensions Are In Millimeters**  
 (1 mm = 0.039")

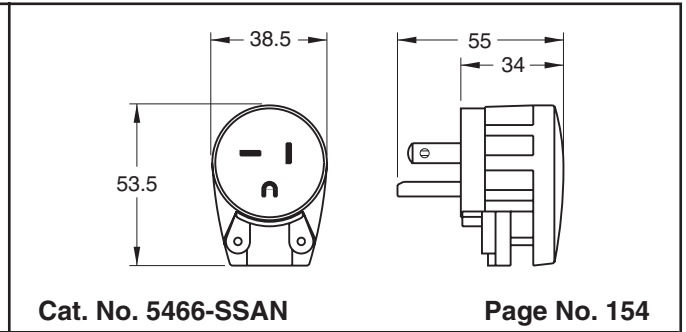


**DIMENSIONAL DATA**  
**All Dimensions Are In Millimeters**  
 (1 mm = 0.039")



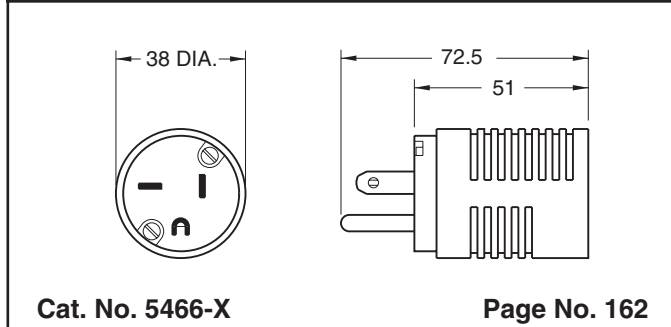
**Cat. No. 54406**

**Page No. 110**



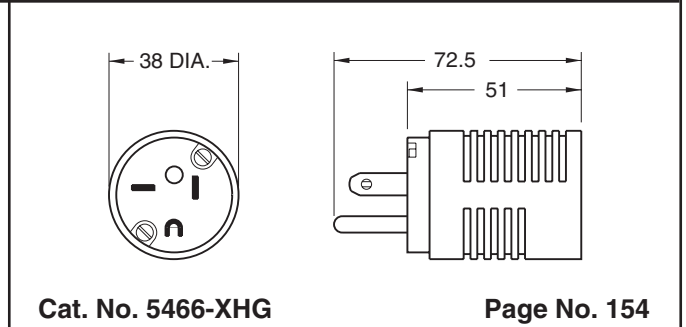
**Cat. No. 5466-SSAN**

**Page No. 154**



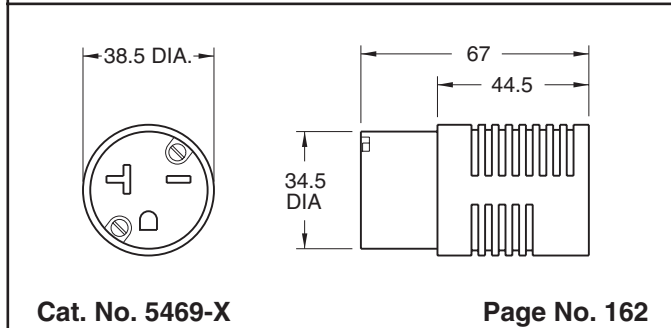
**Cat. No. 5466-X**

**Page No. 162**



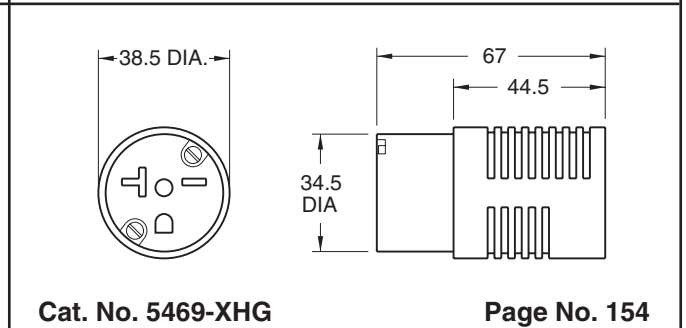
**Cat. No. 5466-XHG**

**Page No. 154**



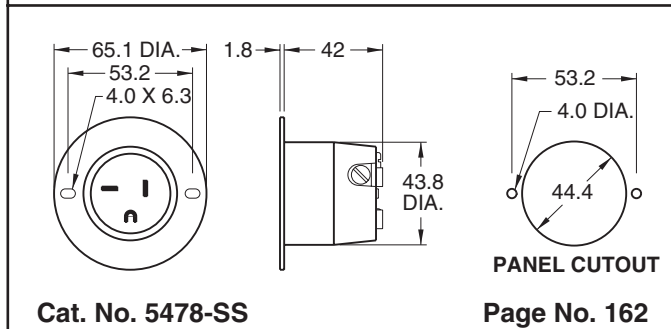
**Cat. No. 5469-X**

**Page No. 162**



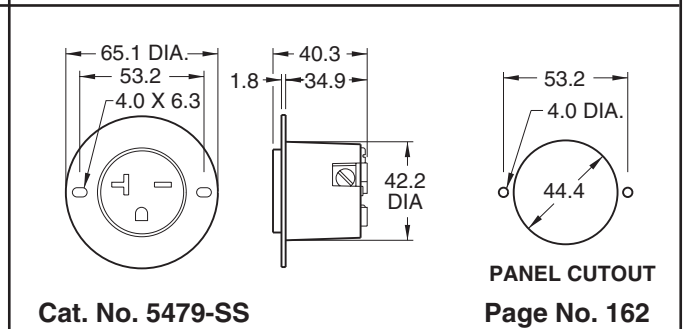
**Cat. No. 5469-XHG**

**Page No. 154**



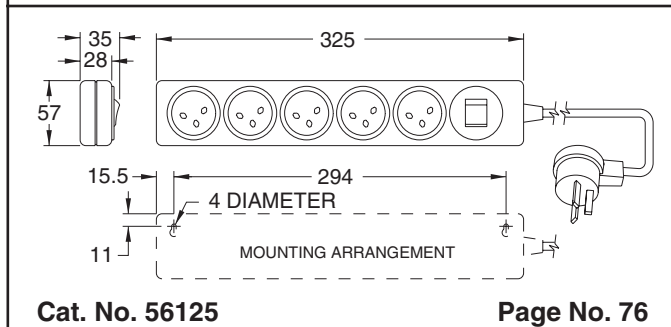
**Cat. No. 5478-SS**

**Page No. 162**



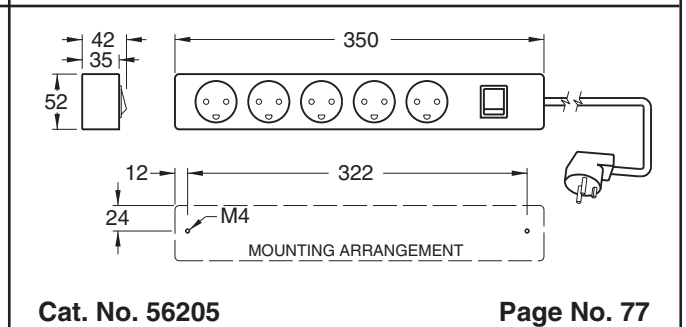
**Cat. No. 5479-SS**

**Page No. 162**



**Cat. No. 56125**

**Page No. 76**



**Cat. No. 56205**

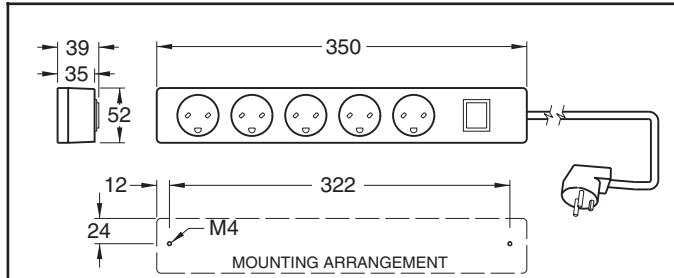
**Page No. 77**



# DIMENSIONAL DATA

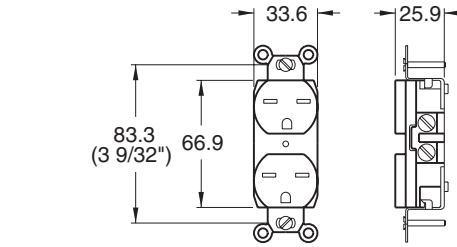
## All Dimensions Are In Millimeters

(1 mm = 0.039")



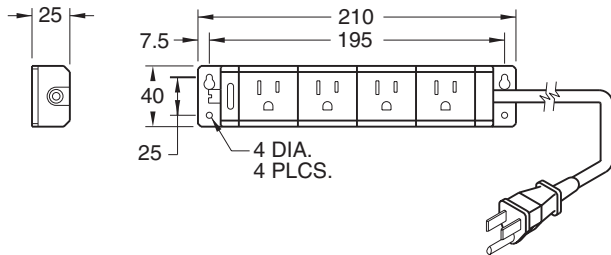
**Cat. No. 56305**

**Page No. 77**



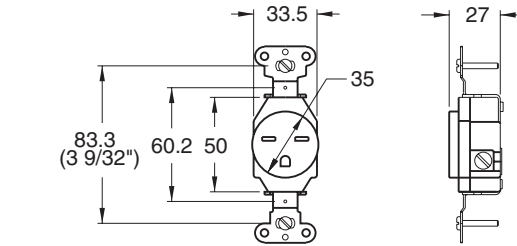
**Cat. No. 5642-I**

**Page No. 157**



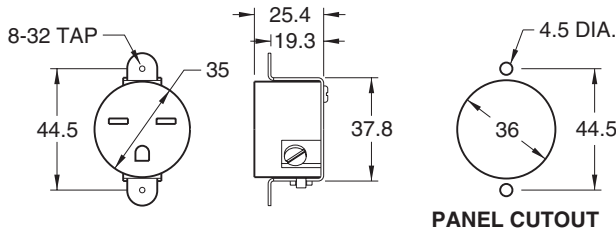
**Cat. No. 56504**

**Page No. 82**



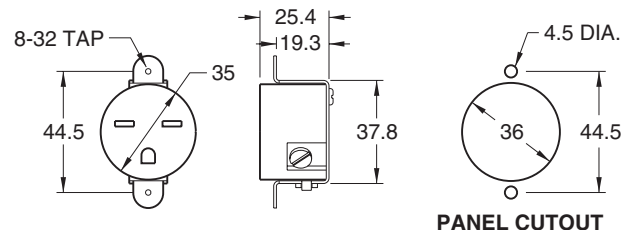
**Cat. No. 5651-I**

**Page No. 157**



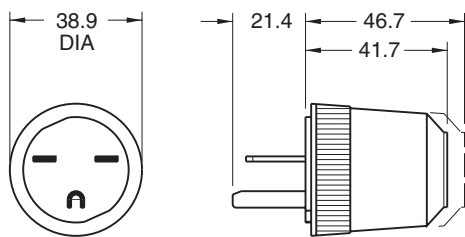
**Cat. No. 5658**

**Page No. 157**



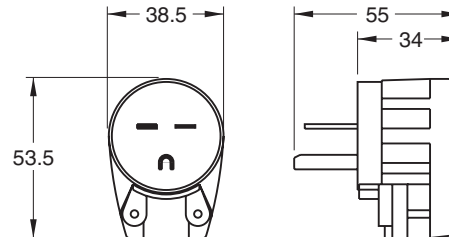
**Cat. No. 5658-I**

**Page No. 157**



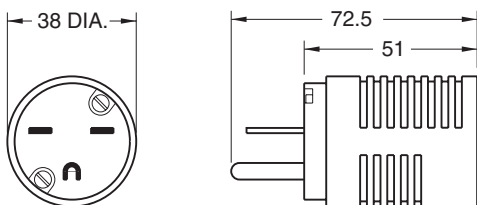
**Cat. No. 5666-BK**

**Page No. 158**



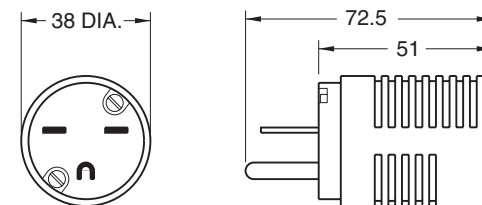
**Cat. No. 5666-SSAN**

**Page No. 154**



**Cat. No. 5666-X**

**Page No. 158**



**Cat. No. 5666-XHG**

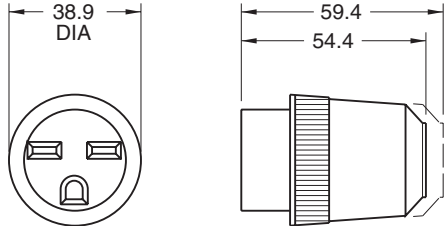
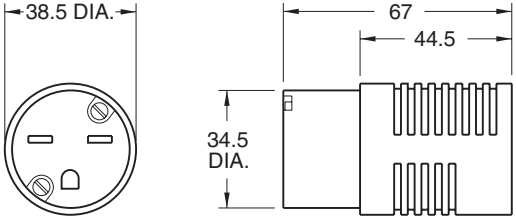
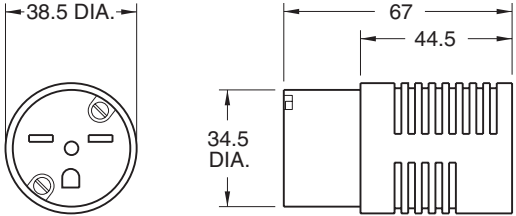
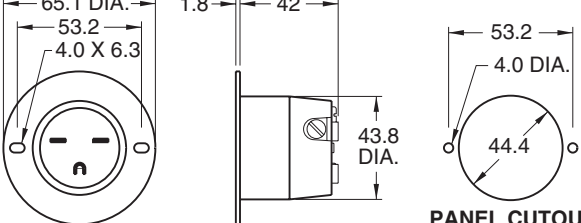
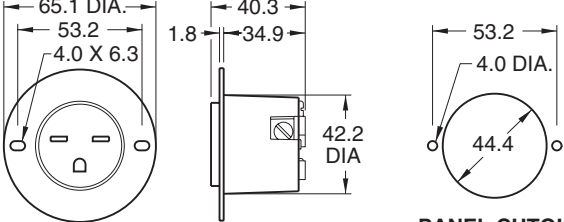
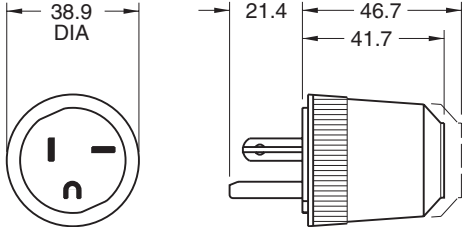
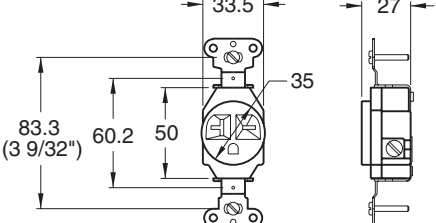
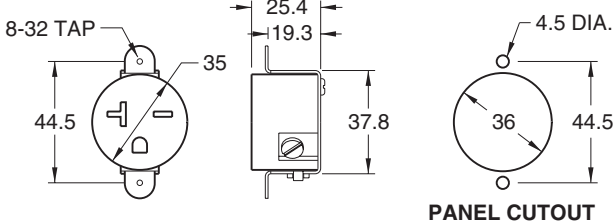
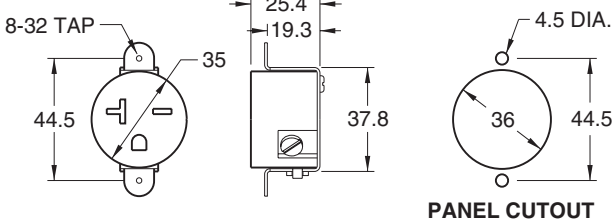
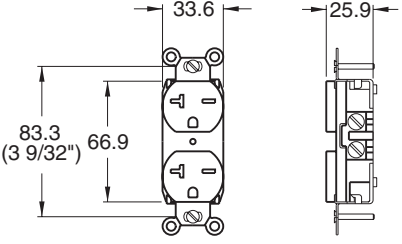
**Page No. 154**



# DIMENSIONAL DATA

## All Dimensions Are In Millimeters

(1 mm = 0.039")

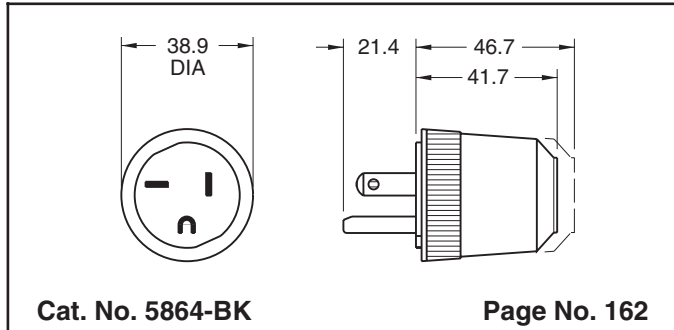
 <p><b>Cat. No.5669-BK</b> <span style="float: right;"><b>Page No. 158</b></span></p>	 <p><b>Cat. No. 5669-X</b> <span style="float: right;"><b>Page No. 158</b></span></p>
 <p><b>Cat. No. 5669-XHG</b> <span style="float: right;"><b>Page No. 154</b></span></p>	 <p><b>Cat. No. 5678-SS</b> <span style="float: right;"><b>Page No. 158</b></span></p>
 <p><b>Cat. No. 5679-SS</b> <span style="float: right;"><b>Page No. 158</b></span></p>	 <p><b>Cat. No. 5765-BK</b> <span style="float: right;"><b>Page No. 160</b></span></p>
 <p><b>Cat. No. 5851-I</b> <span style="float: right;"><b>Page No. 161</b></span></p>	 <p><b>Cat. No. 5858</b> <span style="float: right;"><b>Page No. 161</b></span></p>
 <p><b>Cat. No. 5858-I</b> <span style="float: right;"><b>Page No. 161</b></span></p>	 <p><b>Cat. No. 5862-I</b> <span style="float: right;"><b>Page No. 161</b></span></p>



# DIMENSIONAL DATA

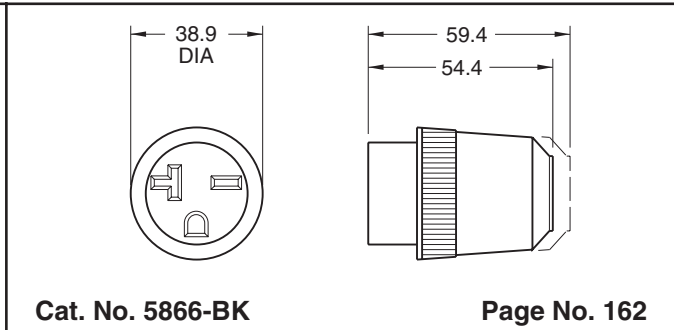
## All Dimensions Are In Millimeters

(1 mm = 0.039")



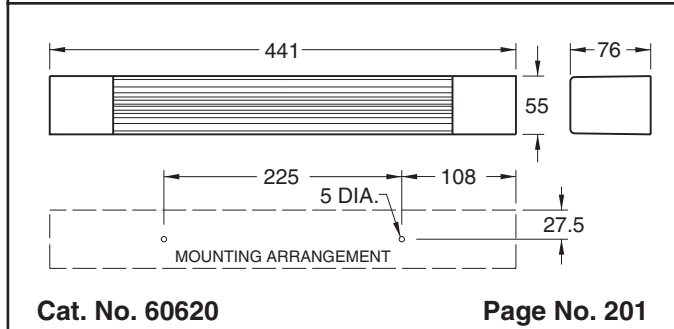
Cat. No. 5864-BK

Page No. 162



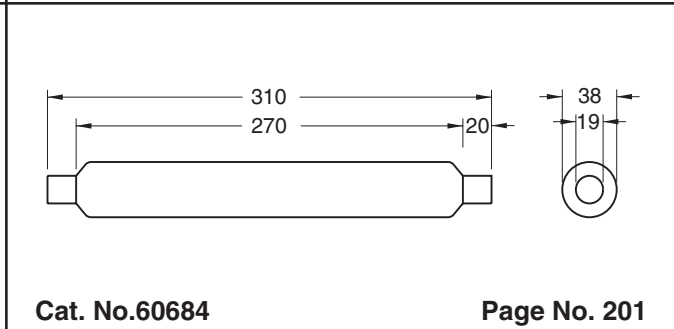
Cat. No. 5866-BK

Page No. 162



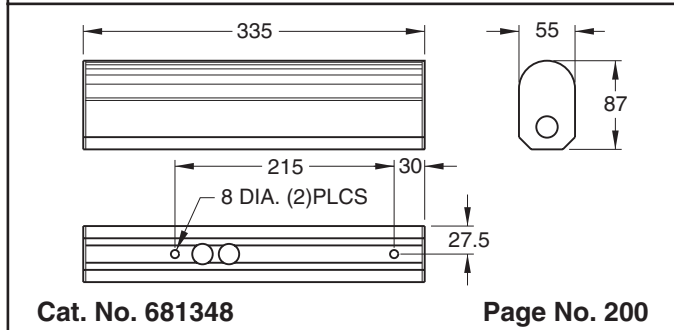
Cat. No. 60620

Page No. 201



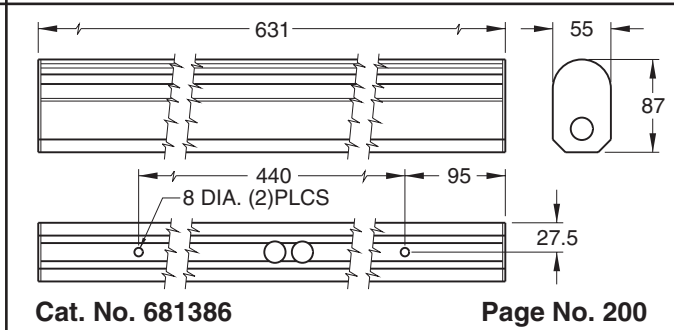
Cat. No. 60684

Page No. 201



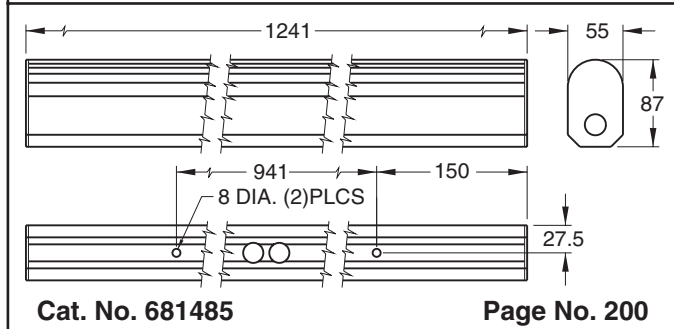
Cat. No. 681348

Page No. 200



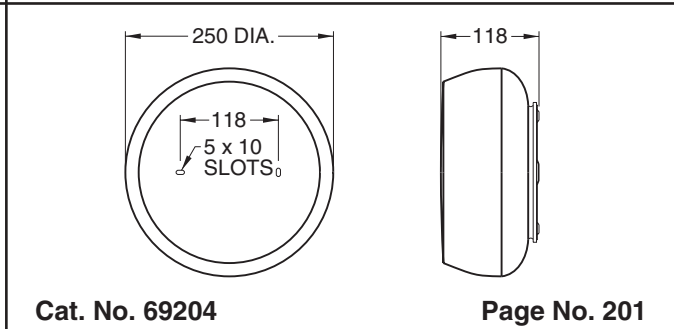
Cat. No. 681386

Page No. 200



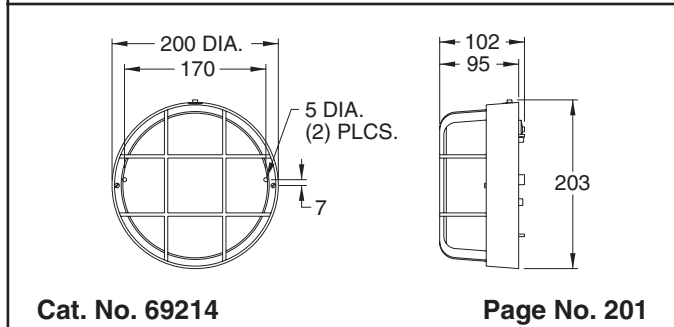
Cat. No. 681485

Page No. 200



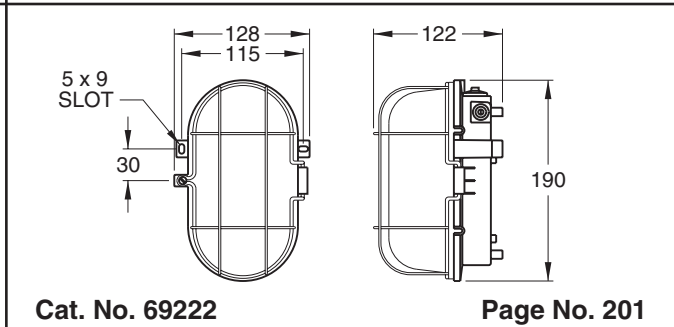
Cat. No. 69204

Page No. 201



Cat. No. 69214

Page No. 201



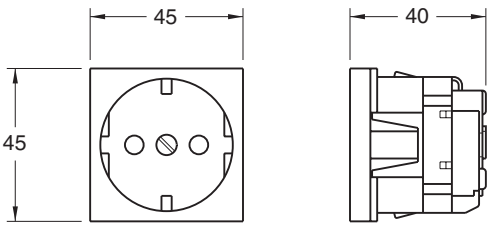
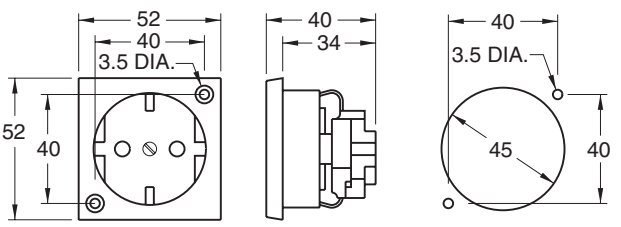
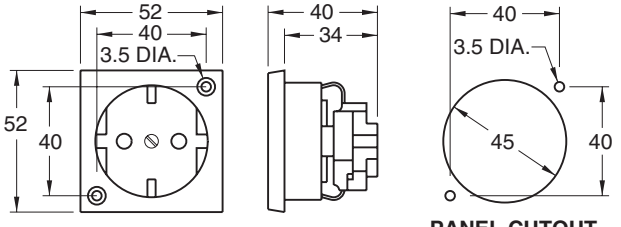
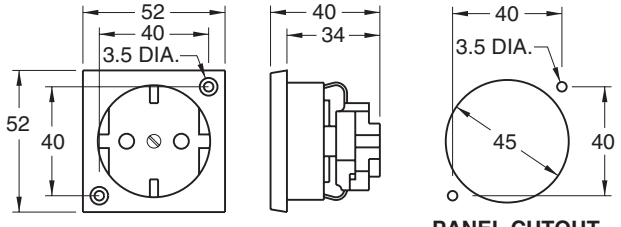
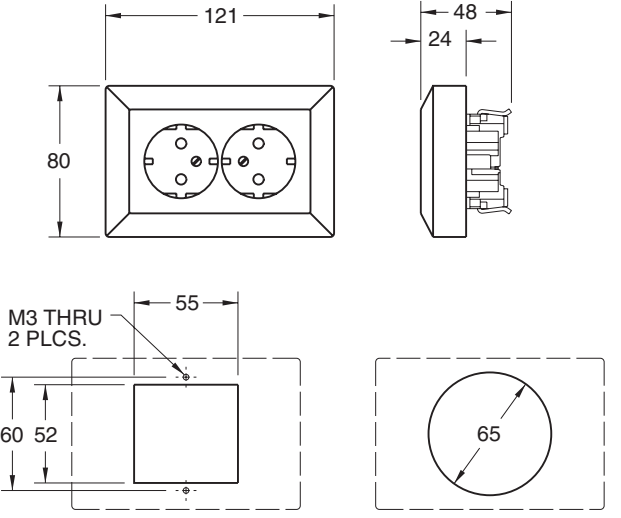
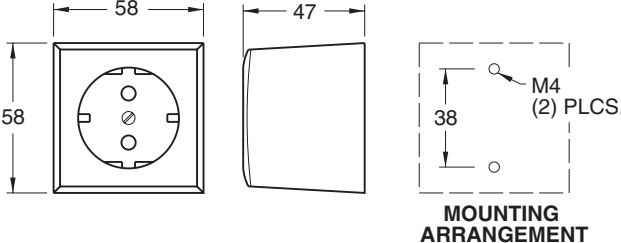
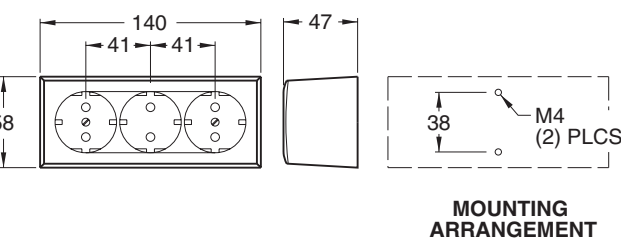
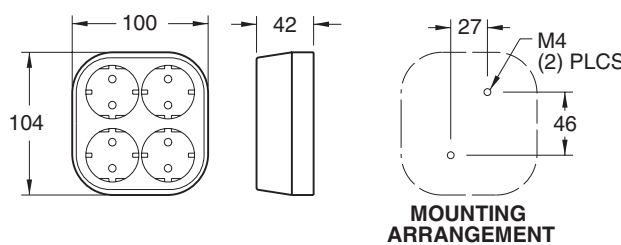
Cat. No. 69222

Page No. 201



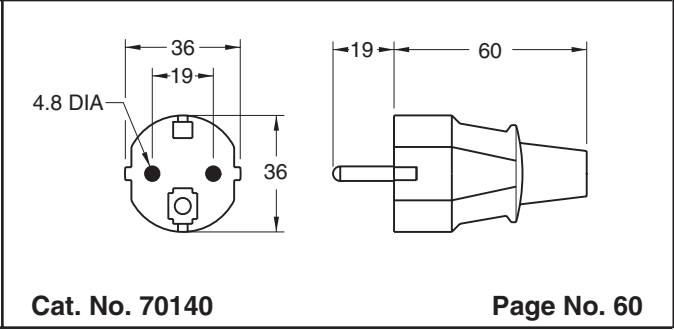
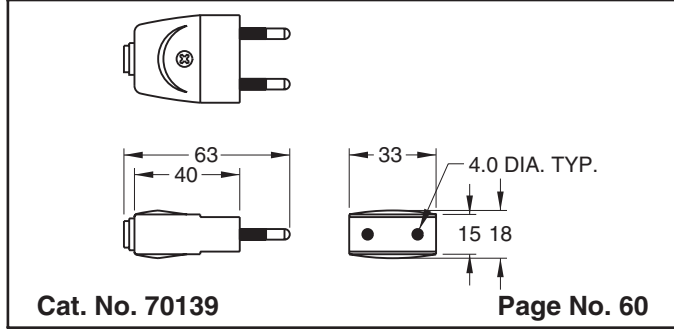
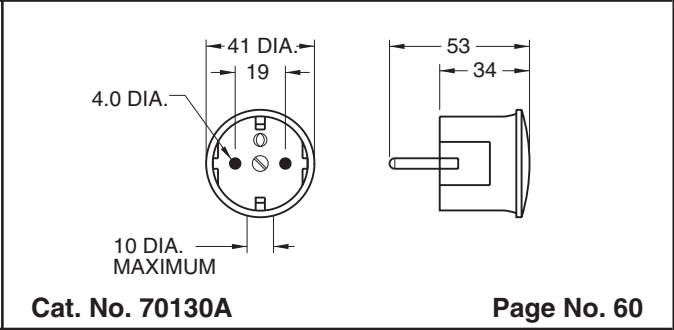
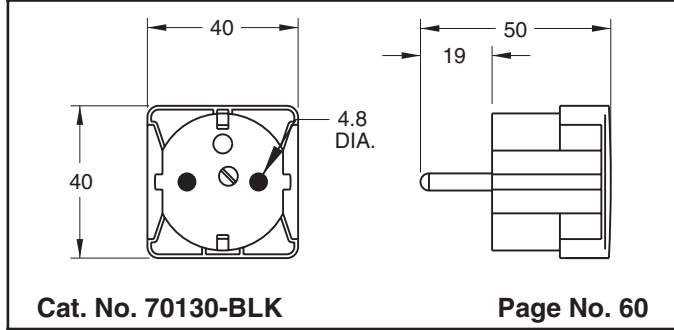
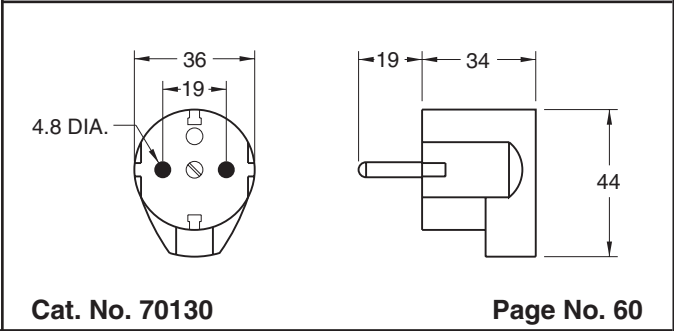
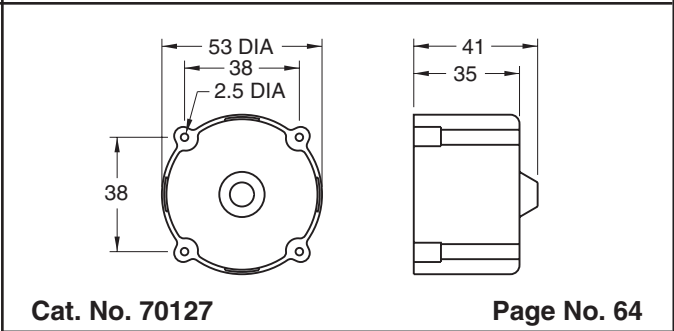
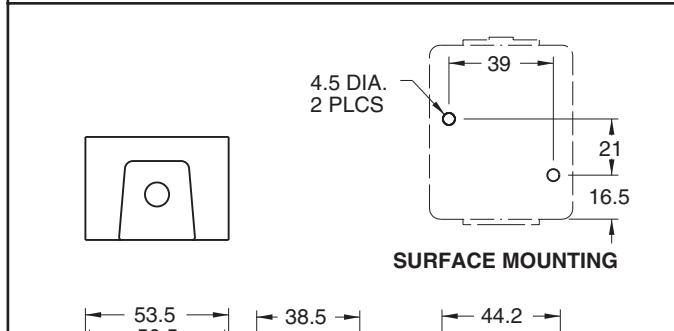
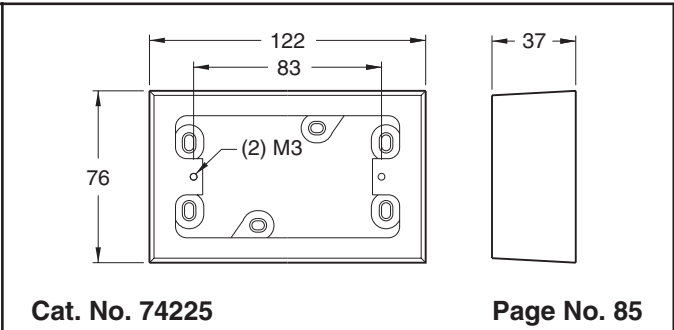
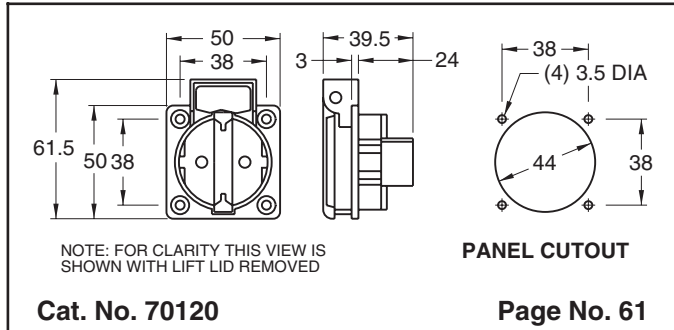


**DIMENSIONAL DATA**  
**All Dimensions Are In Millimeters**  
 (1 mm = 0.039")

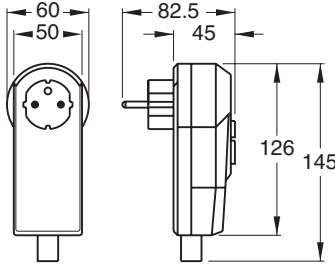
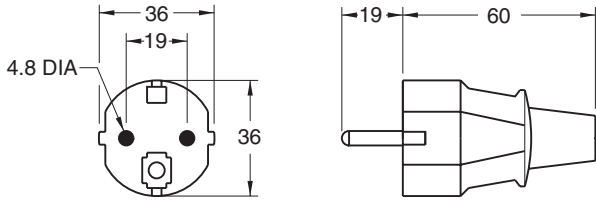
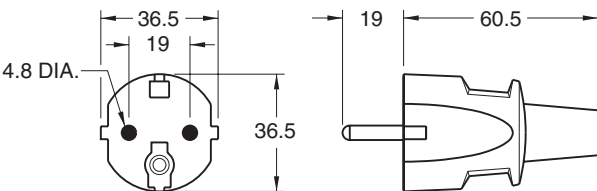
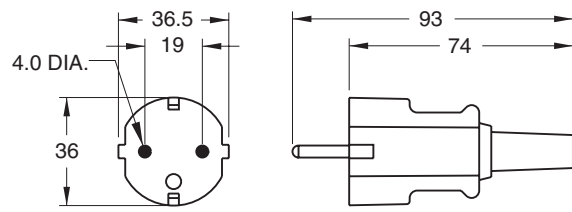
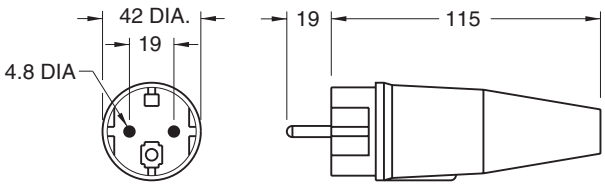
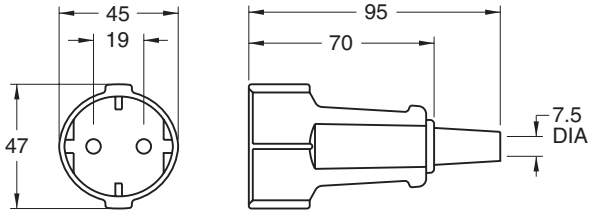
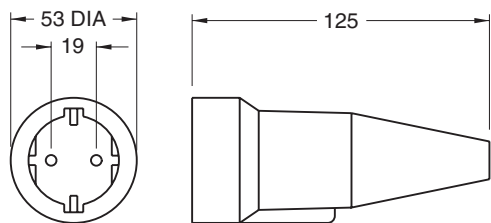
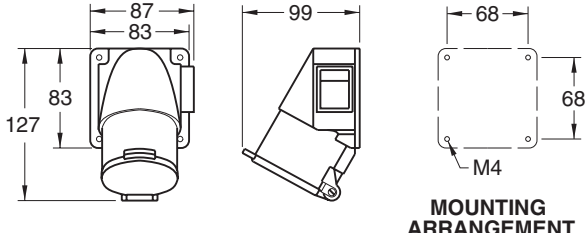
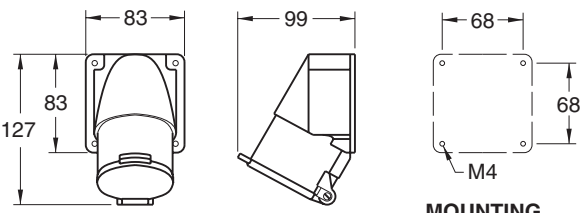
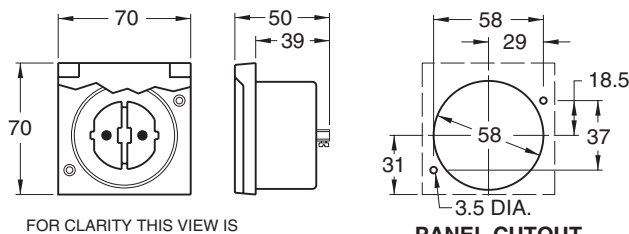
 <p><b>Cat. No. 70100x45</b> <b>Page No. 96</b></p>	 <p><b>Cat. No. 70110</b> <b>Page No. 61</b></p> <p><b>PANEL CUTOUT</b></p>
 <p><b>Cat. No. 70110-BLK</b> <b>Page No. 61</b></p> <p><b>PANEL CUTOUT</b></p>	 <p><b>Cat. No. 70110-RED</b> <b>Page No. 61</b></p> <p><b>PANEL CUTOUT</b></p>
 <p><b>Cat. No. 70114</b> <b>Page No. 61</b></p> <p>M3 THRU 2 PLCS.</p> <p>MOUNTING ARRANGEMENT NO.1 CUTOUT FOR PANEL MOUNTING</p> <p>MOUNTING ARRANGEMENT NO.2 CUTOUT FOR WALL MOUNTING ON SHEETROCK AND WOODEN PANELS</p>	 <p><b>Cat. No. 70115</b> <b>Page No. 61</b></p> <p>M4 (2) PLCS.</p> <p><b>MOUNTING ARRANGEMENT</b></p>
 <p><b>Cat. No. 70117</b> <b>Page No. 61</b></p> <p><b>MOUNTING ARRANGEMENT</b></p>	 <p><b>Cat. No. 70118</b> <b>Page No. 61</b></p> <p>M4 (2) PLCS.</p> <p><b>MOUNTING ARRANGEMENT</b></p>



**DIMENSIONAL DATA**  
**All Dimensions Are In Millimeters**  
 (1 mm = 0.039")



**DIMENSIONAL DATA**  
**All Dimensions Are In Millimeters**  
 (1 mm = 0.039")

 <p><b>Cat. No. 70140-RCD</b> <b>Page No. 60</b></p>	 <p><b>Cat. No. 70141</b> <b>Page No. 60</b></p>
 <p><b>Cat. No. 70142</b> <b>Page No. 60</b></p>	 <p><b>Cat. No. 70142A</b> <b>Page No. 60</b></p>
 <p><b>Cat. No. 70150</b> <b>Page No. 60</b></p>	 <p><b>Cat. No. 70161</b> <b>Page No. 60</b></p>
 <p><b>Cat. No. 70170</b> <b>Page No. 60</b></p>	 <p><b>Cat. No. 70180</b> <b>Page No. 60</b></p> <p><b>MOUNTING ARRANGEMENT</b></p>
 <p><b>Cat. No. 70190</b> <b>Page No. 60</b></p> <p><b>MOUNTING ARRANGEMENT</b></p>	 <p><b>Cat. No. 70195</b> <b>Page No. 60</b></p> <p>FOR CLARITY THIS VIEW IS SHOWN WITH LIFT LID BROKEN</p> <p><b>PANEL CUTOUT</b></p>



# DIMENSIONAL DATA

## All Dimensions Are In Millimeters

(1 mm = 0.039")

FOR CLARITY THIS VIEW IS SHOWN WITH LIFT LID BROKEN

**Cat. No. 70198** **Page No. 63**

**Cat. No. 70200x45** **Page No. 86**

NOTE: FOR CLARITY THIS VIEW IS SHOWN WITH LIFT LIDS BROKEN

**Cat. No. 70225** **Page No. 61**

**Cat. No. 702708** **Page No. 200**

**Cat. No. 70300** **Page No. 62**

**Cat. No. 70310** **Page No. 62**

**Cat. No. 70325** **Page No. 62**

**Cat. No. 70325A** **Page No. 62**

FOR CLARITY THESE VIEWS ARE SHOWN WITHOUT COVER

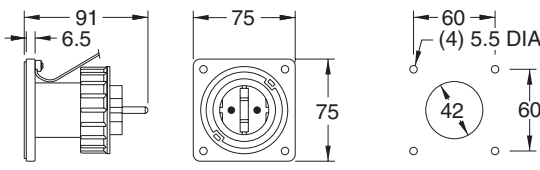
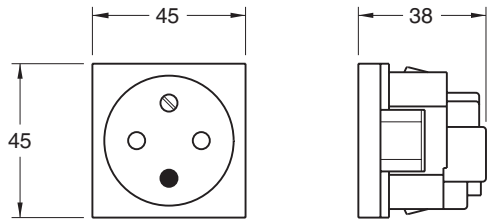
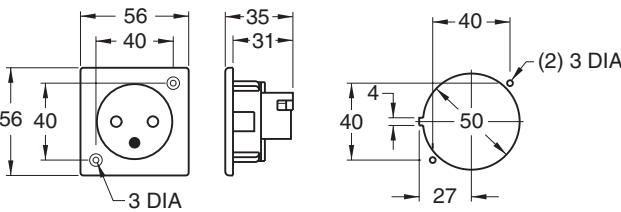
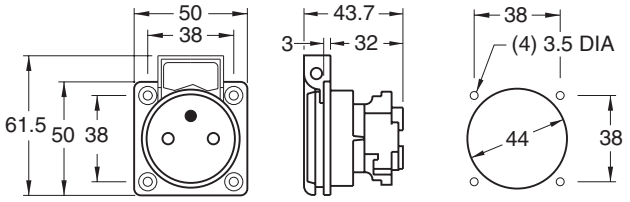
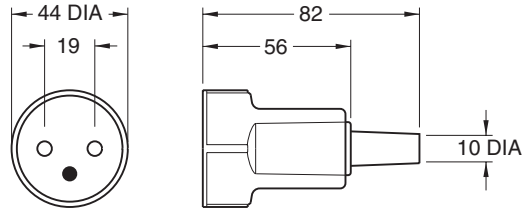
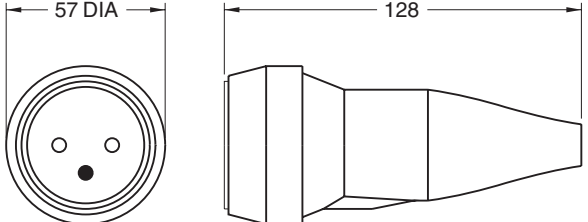
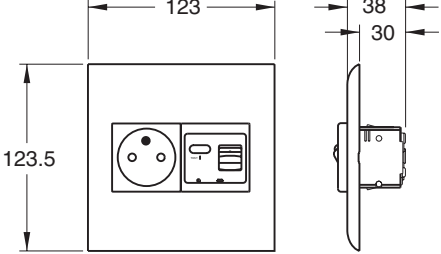

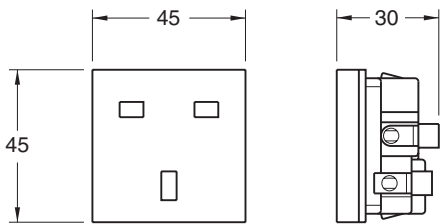
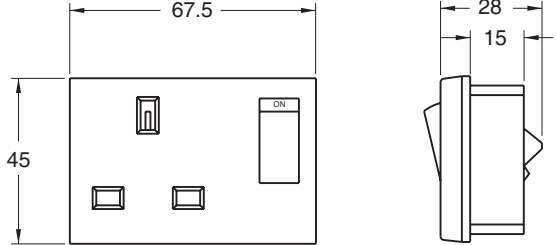
**Cat. No. 70341** **Page No. 62**

**Cat. No. 70361** **Page No. 62**



# DIMENSIONAL DATA

All Dimensions Are In Millimeters  
(1 mm = 0.039")

 <p>FOR CLARITY THESE VIEWS ARE SHOWN WITHOUT COVER</p> <p><b>PANEL CUTOUT</b></p> <p><b>Cat. No. 70395</b> <span style="float: right;"><b>Page No. 62</b></span></p>	 <p><b>Cat. No. 71100x45</b> <span style="float: right;"><b>Page No. 96</b></span></p>
 <p><b>PANEL CUTOUT</b></p> <p><b>Cat. No. 71110</b> <span style="float: right;"><b>Page No. 64</b></span></p>	 <p>NOTE: FOR CLARITY THIS VIEW IS SHOWN WITH LIFT LID REMOVED</p> <p><b>PANEL CUTOUT</b></p> <p><b>Cat. No. 71120</b> <span style="float: right;"><b>Page No. 64</b></span></p>
 <p><b>Cat. No. 71161</b> <span style="float: right;"><b>Page No. 63</b></span></p>	 <p><b>Cat. No. 71170</b> <span style="float: right;"><b>Page No. 63</b></span></p>
 <p><b>Cat. No. 71200x45</b> <span style="float: right;"><b>Page No. 87</b></span></p>	 <p>NOTE: FOR CLARITY THIS VIEW IS SHOWN WITH LIFT LIDS BROKEN</p> <p><b>Cat. No. 71225</b> <span style="float: right;"><b>Page No. 64</b></span></p>
 <p><b>Cat. No. 72100x45</b> <span style="float: right;"><b>Page No. 96</b></span></p>	 <p><b>Cat. No. 72105x45</b> <span style="float: right;"><b>Page No. 97</b></span></p>

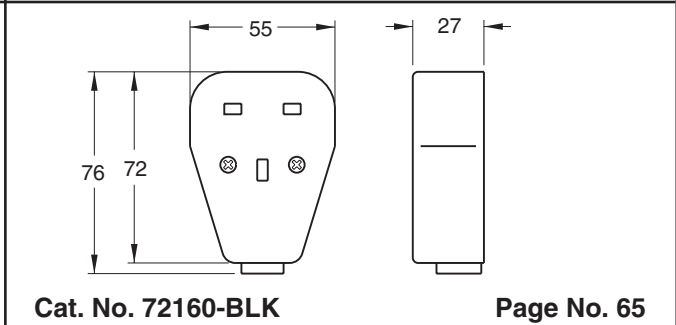
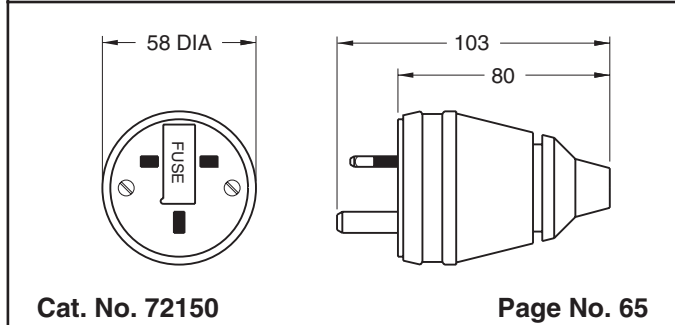
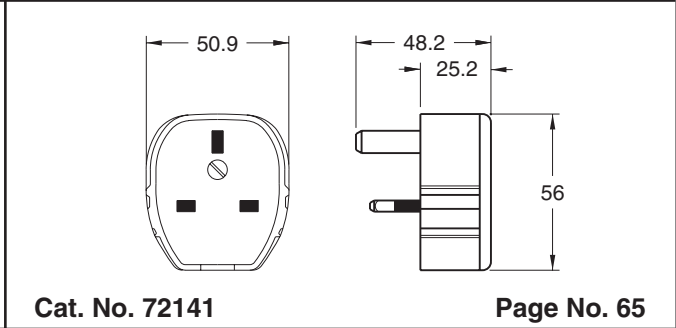
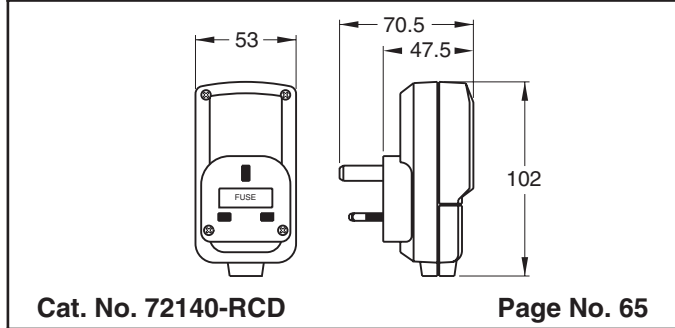
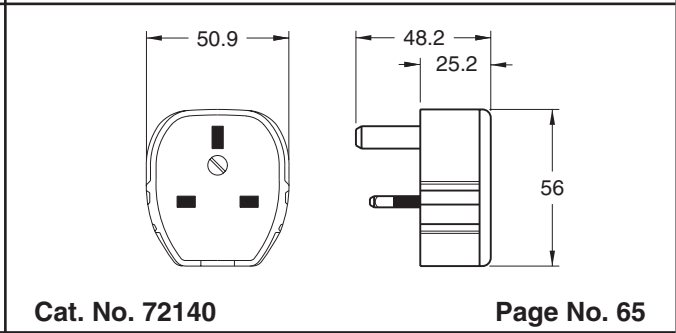
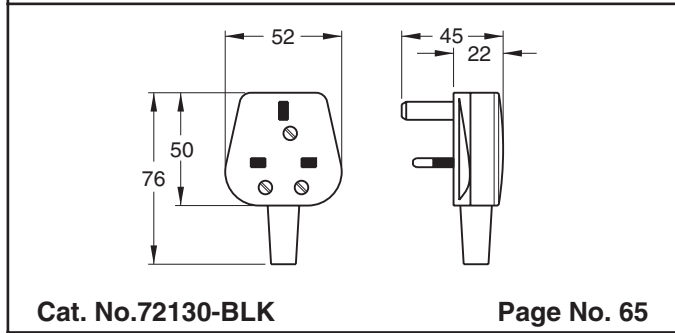
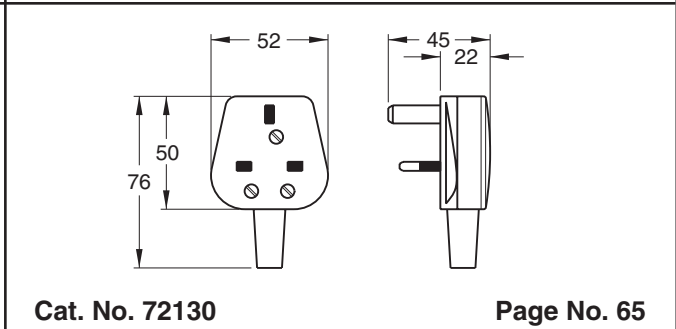
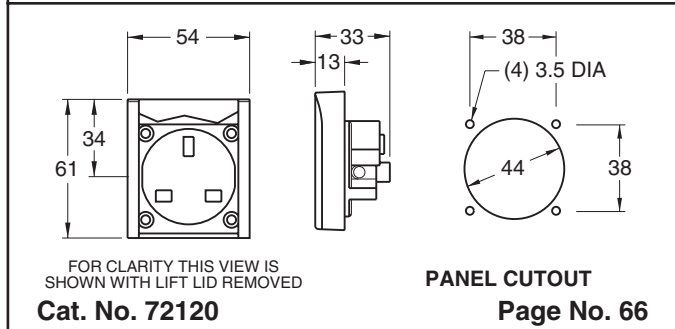
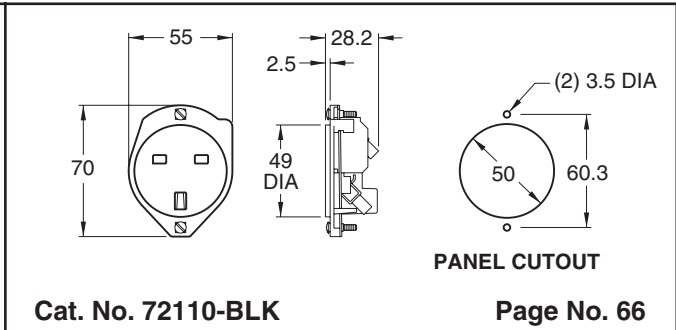
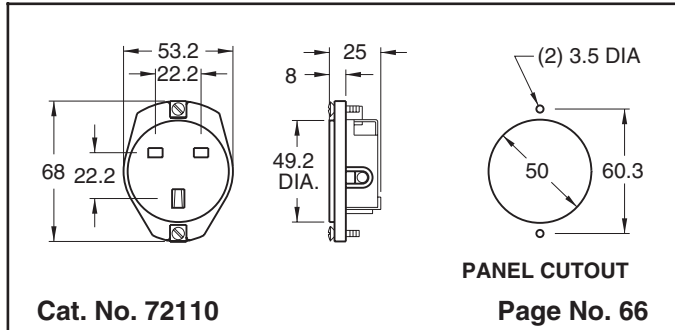




# DIMENSIONAL DATA

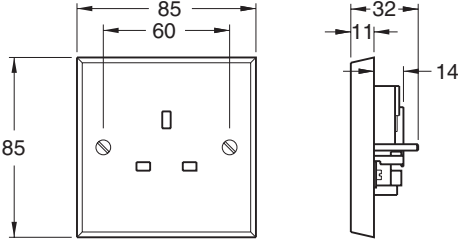
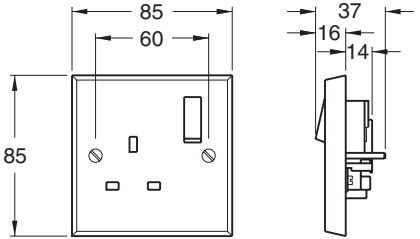
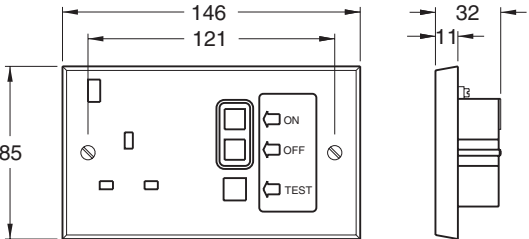
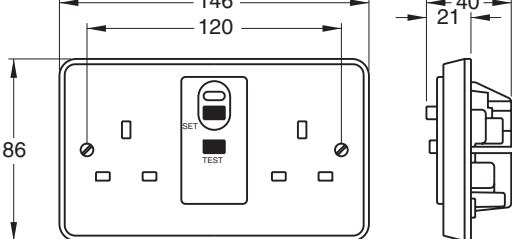
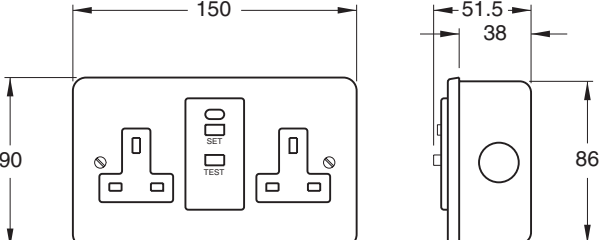
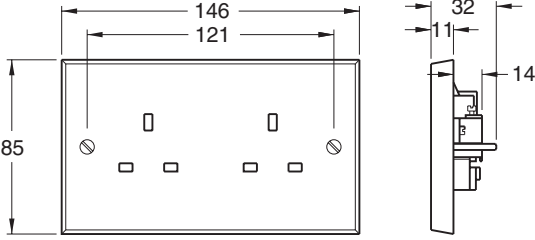
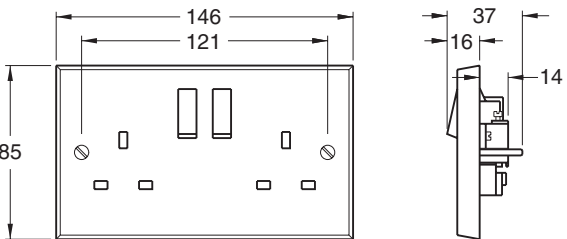
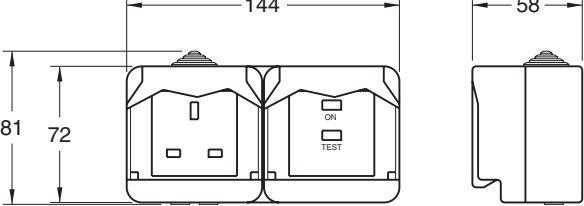
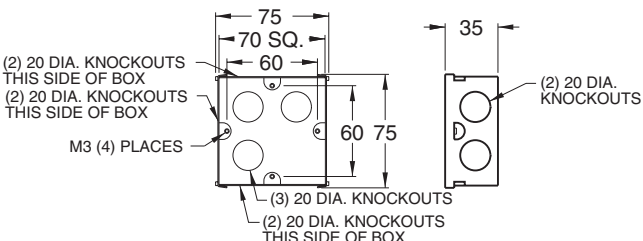
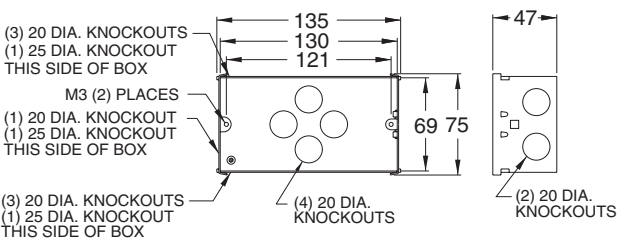
## All Dimensions Are In Millimeters

(1 mm = 0.039")



# DIMENSIONAL DATA

All Dimensions Are In Millimeters  
(1 mm = 0.039")

 <p><b>Cat. No. 72215</b> <span style="float: right;"><b>Page No. 66</b></span></p>	 <p><b>Cat. No. 72220</b> <span style="float: right;"><b>Page No. 66</b></span></p>
 <p><b>Cat. No. 72300</b> <span style="float: right;"><b>Page No. 66</b></span></p>	 <p><b>Cat. No. 72300-D</b> <span style="float: right;"><b>Page No. 66</b></span></p>
 <p><b>Cat. No. 72300-DSM</b> <span style="float: right;"><b>Page No. 66</b></span></p>	 <p><b>Cat. No. 72316</b> <span style="float: right;"><b>Page No. 66</b></span></p>
 <p><b>Cat. No. 72320</b> <span style="float: right;"><b>Page No. 66</b></span></p>	 <p><b>Cat. No. 72325</b> <span style="float: right;"><b>Page No. 66</b></span></p>
 <p><b>Cat. No. 72350</b> <span style="float: right;"><b>Page No. 81</b></span></p>	 <p><b>Cat. No. 72355</b> <span style="float: right;"><b>Page No. 85</b></span></p>



**DIMENSIONAL DATA**  
**All Dimensions Are In Millimeters**  
 (1 mm = 0.039")

<p>M3 (2) PLCS</p> <p>Cat. No. 72360</p> <p>Page No. 81</p>	<p>M3 (2) PLCS</p> <p>Cat. No. 72365</p> <p>Page No. 85</p>
<p>25</p> <p>6 DIA.</p> <p>Cat. No. 72403, 72405, 72410, 72413</p> <p>Page No. 65</p>	<p>4.5 DIA (4) PLCS</p> <p>Cat. No. 72440</p> <p>Page No. 85</p>
<p>146 120</p> <p>86</p> <p>52</p> <p>13</p> <p>Cat. No. 72450</p> <p>Page No. 85</p>	<p>58</p> <p>21</p> <p>2</p> <p>50</p> <p>51.5</p> <p>47</p> <p>43.5</p> <p>45</p> <p>R4 TYP</p> <p>(2) 3.0 DIAMETER</p> <p>PANEL CUTOUT</p> <p>Cat. No. 72495</p> <p>Page No. 66</p>
<p>67.5</p> <p>45</p> <p>37</p> <p>26.5</p> <p>Cat. No. 73100x45</p> <p>Page No. 97</p>	<p>86</p> <p>86</p> <p>60</p> <p>32</p> <p>21</p> <p>52</p> <p>Cat. No. 73110</p> <p>Page No. 67</p>
<p>50</p> <p>56</p> <p>52</p> <p>23</p> <p>Cat. No. 73130</p> <p>Page No. 67</p>	<p>60</p> <p>90</p> <p>32.5</p> <p>Cat. No. 73160</p> <p>Page No. 67</p>



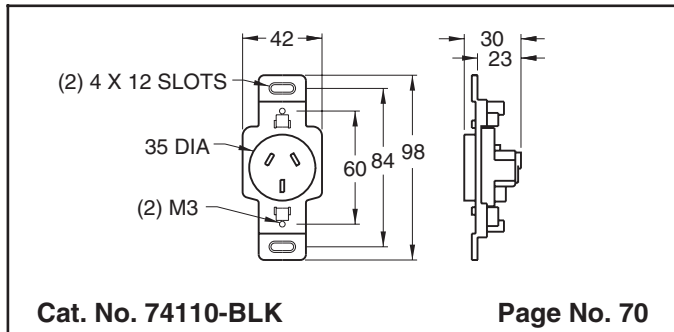
# DIMENSIONAL DATA

All Dimensions Are In Millimeters  
(1 mm = 0.039")

<p><b>Cat. No. 73210</b></p> <p><b>PANEL CUTOUT</b> Page No. 67</p>	<p><b>Cat. No. 73310</b></p> <p>Page No. 68</p>
<p><b>Cat. No. 73330</b></p> <p>Page No. 68</p>	<p><b>Cat. No. 73530</b></p> <p>Page No. 67</p>
<p><b>Cat. No. 73550</b></p> <p>Page No. 67</p>	<p><b>Cat. No. 73570</b></p> <p>Page No. 67</p>
<p><b>Cat. No. 74100</b></p> <p>Page No. 70</p>	<p><b>Cat. No. 74100-BLK</b></p> <p>Page No. 70</p>
<p><b>Cat. No. 74105x45</b></p> <p>Page No. 97</p>	<p><b>Cat. No. 74110</b></p> <p>Page No. 70</p>

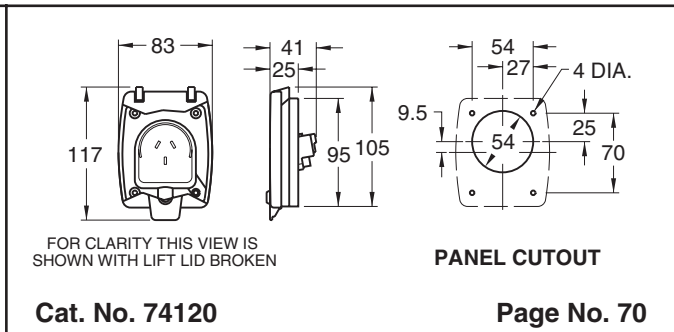


**DIMENSIONAL DATA**  
**All Dimensions Are In Millimeters**  
 (1 mm = 0.039")



**Cat. No. 74110-BLK**

**Page No. 70**

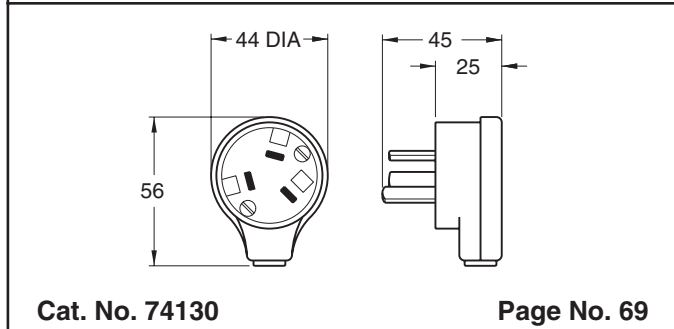


FOR CLARITY THIS VIEW IS SHOWN WITH LIFT LID BROKEN

**PANEL CUTOUT**

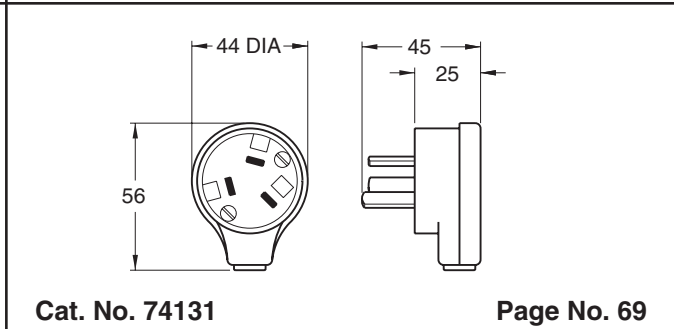
**Cat. No. 74120**

**Page No. 70**



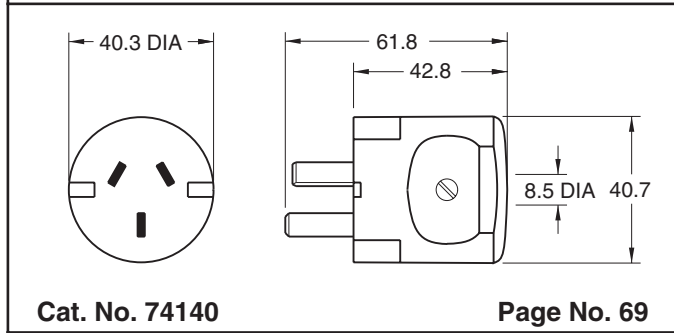
**Cat. No. 74130**

**Page No. 69**



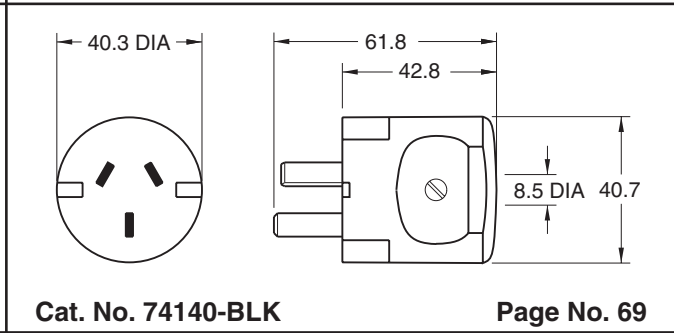
**Cat. No. 74131**

**Page No. 69**



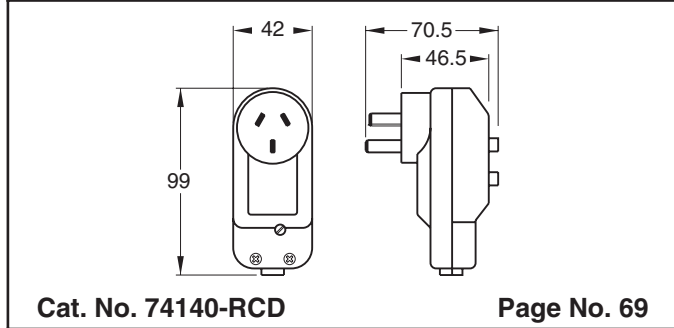
**Cat. No. 74140**

**Page No. 69**



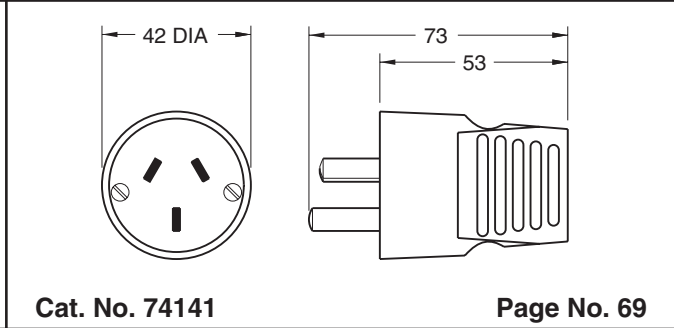
**Cat. No. 74140-BLK**

**Page No. 69**



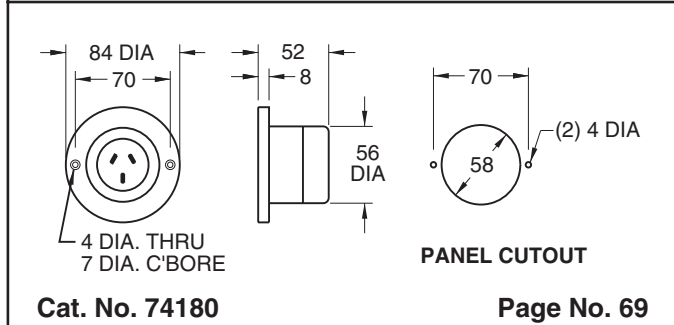
**Cat. No. 74140-RCD**

**Page No. 69**



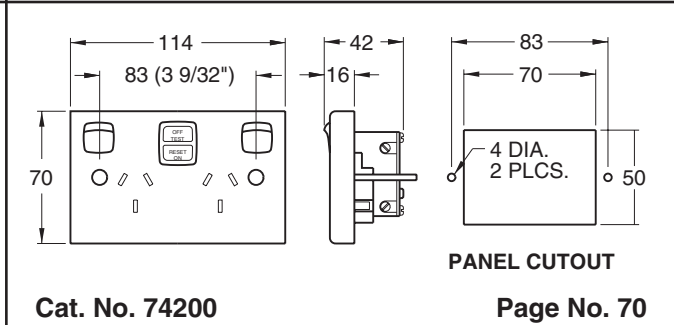
**Cat. No. 74141**

**Page No. 69**



**Cat. No. 74180**

**Page No. 69**



**Cat. No. 74200**

**Page No. 70**





# DIMENSIONAL DATA

All Dimensions Are In Millimeters  
(1 mm = 0.039")

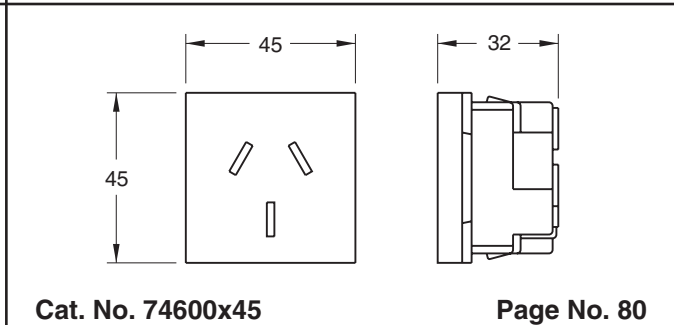
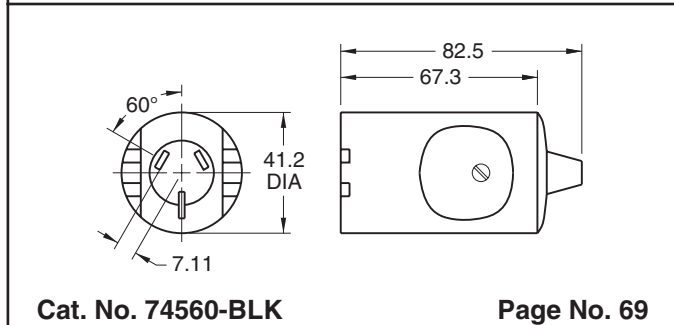
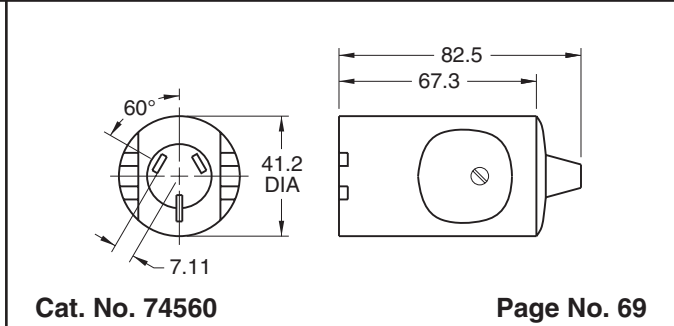
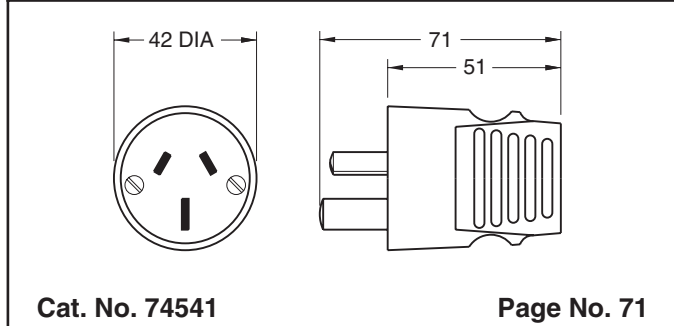
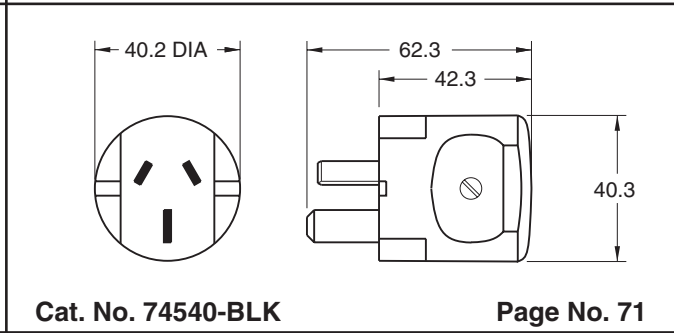
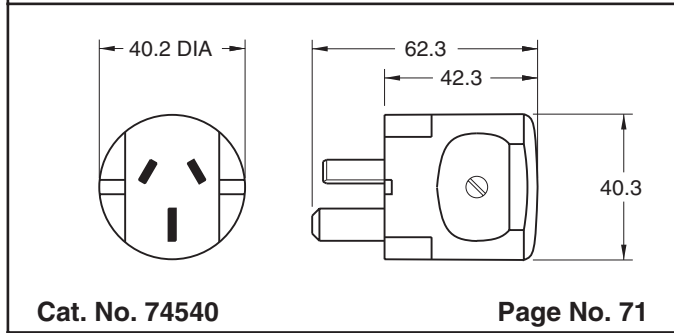
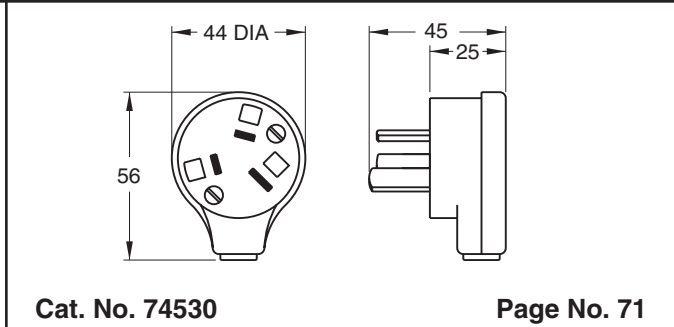
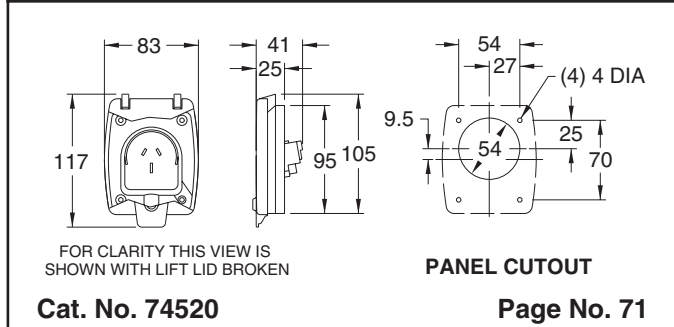
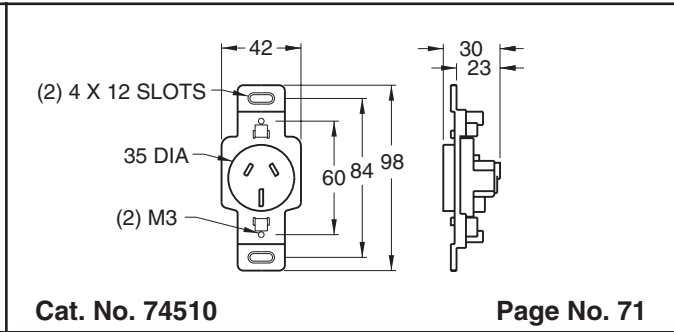
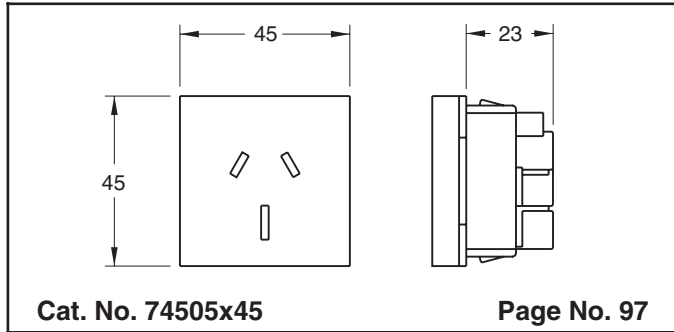
<p><b>Cat. No. 74210</b> <span style="float: right;"><b>Page No. 70</b></span></p>	<p><b>Cat. No. 74220</b> <span style="float: right;"><b>Page No. 70</b></span></p>
<p><b>Cat. No. 74335</b> <span style="float: right;"><b>Page No. 87</b></span></p>	<p><b>Cat. No. 74452x45</b> <span style="float: right;"><b>Page No. 99</b></span></p>
<p><b>Cat. No. 74453x45</b> <span style="float: right;"><b>Page No. 99</b></span></p>	<p><b>Cat. No. 74456x45</b> <span style="float: right;"><b>Page No. 99</b></span></p>
<p><b>Cat. No. 74457x45</b> <span style="float: right;"><b>Page No. 99</b></span></p>	<p><b>Cat. No. 74458x45</b> <span style="float: right;"><b>Page No. 99</b></span></p>
<p><b>Cat. No. 74459x45</b> <span style="float: right;"><b>Page No. 99</b></span></p>	<p><b>Cat. No. 74500</b> <span style="float: right;"><b>Page No. 71</b></span></p>



# DIMENSIONAL DATA

## All Dimensions Are In Millimeters

(1 mm = 0.039")



**DIMENSIONAL DATA**  
**All Dimensions Are In Millimeters**  
 (1 mm = 0.039")

<p><b>Cat. No. 74615</b> <b>Page No. 80</b></p>	<p><b>Cat. No. 74630</b> <b>Page No. 80</b></p>
<p><b>Cat. No. 74700x45</b> <b>Page No. 79</b></p>	<p><b>Cat. No. 74715</b> <b>Page No. 79</b></p>
<p><b>Cat. No. 74730</b> <b>Page No. 79</b></p>	<p><b>Cat. No. 74790</b> <b>Page No. 79</b></p>
<p><b>Cat. No. 75100x45</b> <b>Page No. 96</b></p>	<p><b>Cat. No. 75130</b> <b>Page No. 72</b></p>
<p><b>Cat. No. 75140</b> <b>Page No. 72</b></p>	<p><b>Cat. No. 75160</b> <b>Page No. 72</b></p>



**DIMENSIONAL DATA**  
**All Dimensions Are In Millimeters**  
 (1 mm = 0.039")

**Cat. No. 75500x45** **Page No. 96**

**Cat. No. 75520** **Page No. 72**

NOTE: FOR CLARITY THIS VIEW IS SHOWN WITH LIFT LID REMOVED

**PANEL CUTOUT**

**Cat. No. 75530** **Page No. 73**

**Cat. No. 75540** **Page No. 73**

**Cat. No. 76100x45** **Page No. 96**

**Cat. No. 76101x45** **Page No. 96**

**Cat. No. 76110** **Page No. 74**

**PANEL CUTOUT**

**Cat. No. 76120** **Page No. 74**

NOTE: FOR CLARITY THIS VIEW IS SHOWN WITH LIFT LID REMOVED

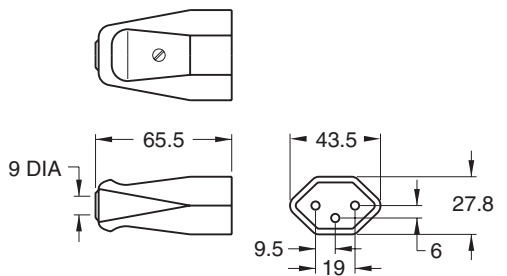
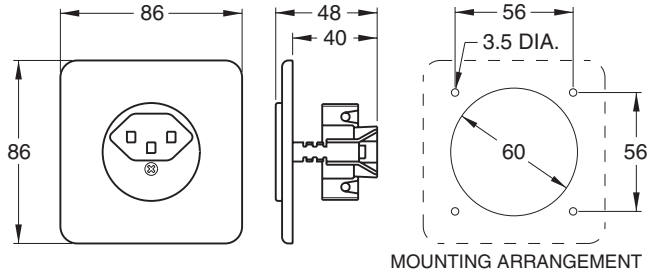
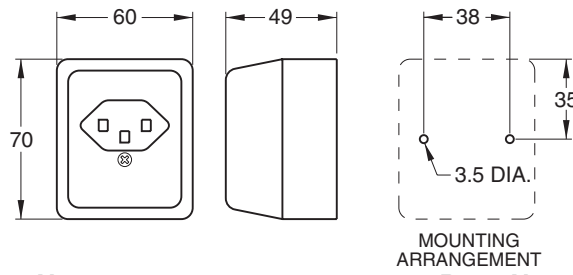
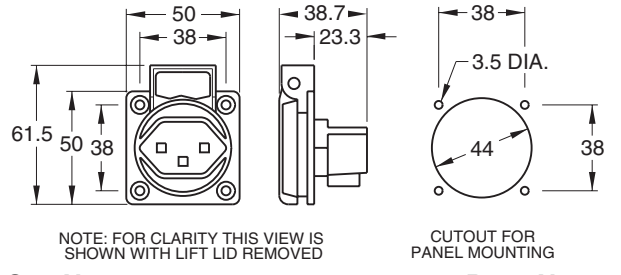
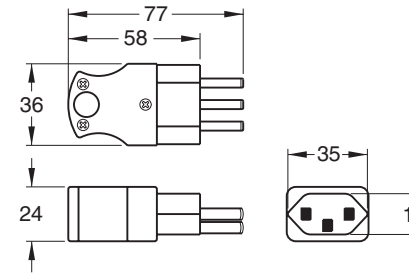
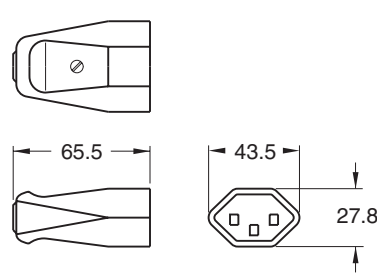
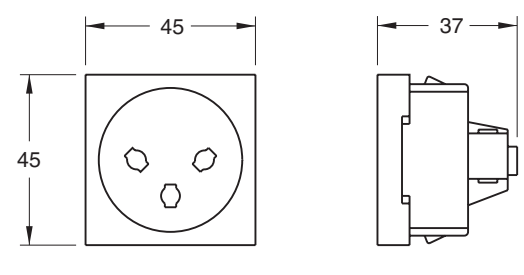
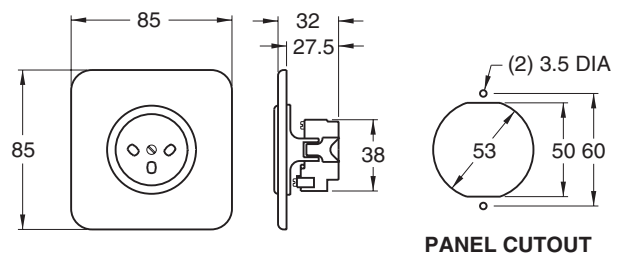
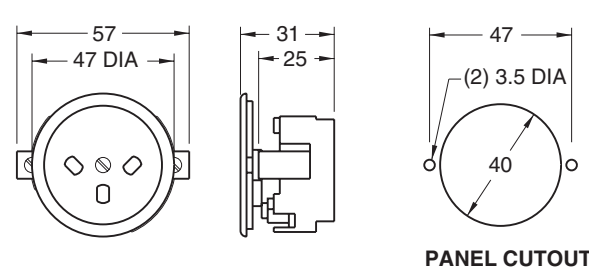
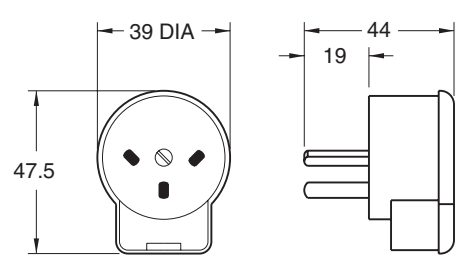
**PANEL CUTOUT**

**Cat. No. 76140** **Page No. 74**

**Cat. No. 76143x45** **Page No. 96**



**DIMENSIONAL DATA**  
**All Dimensions Are In Millimeters**  
 (1 mm = 0.039")

 <p><b>Cat. No. 76160</b> <span style="float: right;"><b>Page No. 74</b></span></p>	 <p><b>Cat. No. 76510</b> <span style="float: right;"><b>Page No. 75</b></span></p>
 <p><b>Cat. No. 76515</b> <span style="float: right;"><b>Page No. 75</b></span></p>	 <p><b>Cat. No. 76520</b> <span style="float: right;"><b>Page No. 75</b></span></p> <p>NOTE: FOR CLARITY THIS VIEW IS SHOWN WITH LIFT LID REMOVED</p>
 <p><b>Cat. No. 76540</b> <span style="float: right;"><b>Page No. 75</b></span></p>	 <p><b>Cat. No. 76560</b> <span style="float: right;"><b>Page No. 75</b></span></p>
 <p><b>Cat. No. 77100x45</b> <span style="float: right;"><b>Page No. 96</b></span></p>	 <p><b>Cat. No. 77110</b> <span style="float: right;"><b>Page No. 76</b></span></p>
 <p><b>Cat. No. 77115</b> <span style="float: right;"><b>Page No. 76</b></span></p>	 <p><b>Cat. No. 77130</b> <span style="float: right;"><b>Page No. 76</b></span></p>

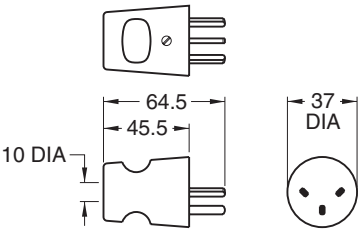
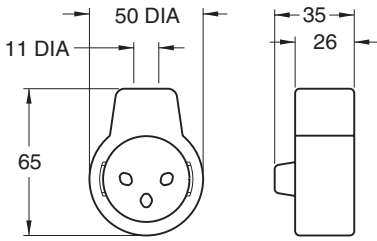
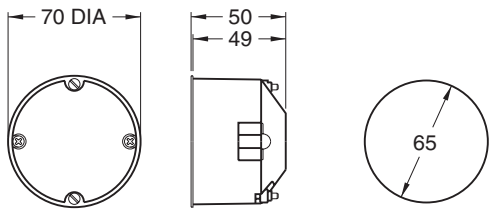
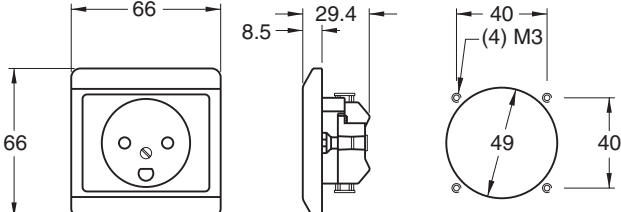
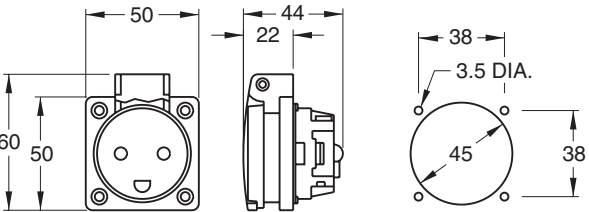
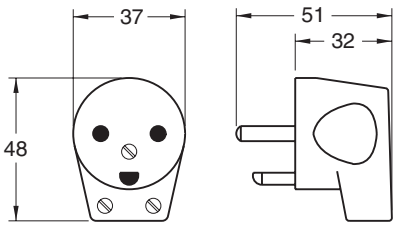
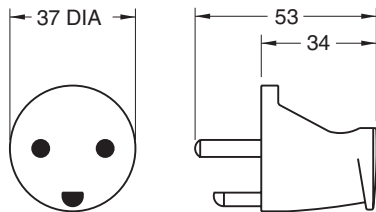
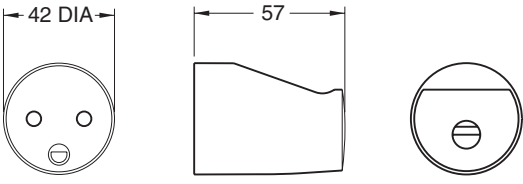
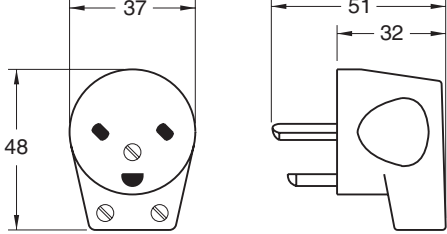
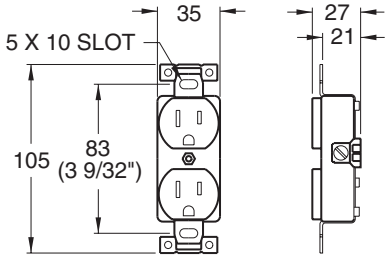




# DIMENSIONAL DATA

## All Dimensions Are In Millimeters

(1 mm = 0.039")

 <p><b>Cat. No. 77140</b> <span style="float: right;"><b>Page No. 76</b></span></p>	 <p><b>Cat. No. 77160</b> <span style="float: right;"><b>Page No. 76</b></span></p>
 <p><b>Cat. No. 77190</b> <span style="float: right;"><b>Page No. 76</b></span></p> <p style="text-align: center;"><b>PANEL CUTOUT</b></p>	 <p><b>Cat. No. 78117</b> <span style="float: right;"><b>Page No. 77</b></span></p> <p style="text-align: center;"><b>PANEL CUTOUT</b></p>
 <p><b>Cat. No. 78120</b> <span style="float: right;"><b>Page No. 77</b></span></p> <p style="text-align: center;"><b>PANEL CUTOUT</b></p> <p><small>NOTE: FOR CLARITY THIS VIEW IS SHOWN WITH LIFT LID REMOVED</small></p>	 <p><b>Cat. No. 78130</b> <span style="float: right;"><b>Page No. 77</b></span></p>
 <p><b>Cat. No. 78140</b> <span style="float: right;"><b>Page No. 77</b></span></p>	 <p><b>Cat. No. 78160</b> <span style="float: right;"><b>Page No. 77</b></span></p>
 <p><b>Cat. No. 78230</b> <span style="float: right;"><b>Page No. 77</b></span></p>	 <p><b>Cat. No. 78500</b> <span style="float: right;"><b>Page No. 82</b></span></p>

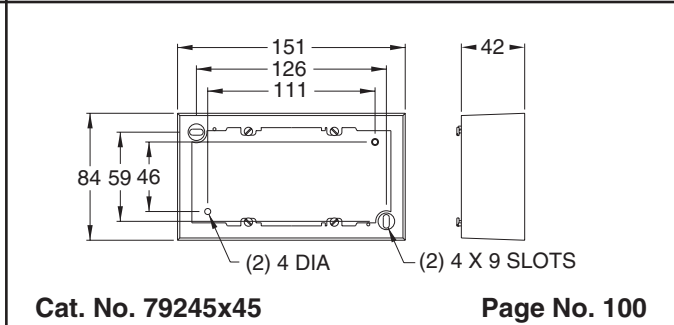
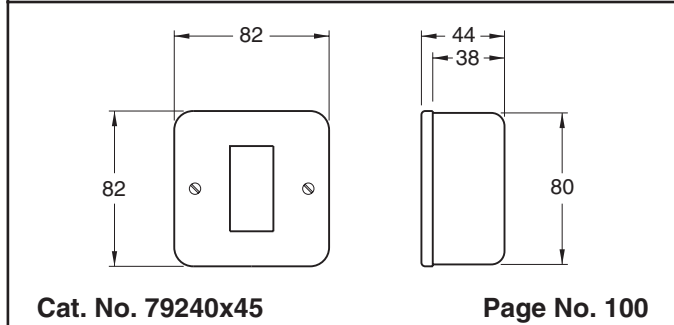
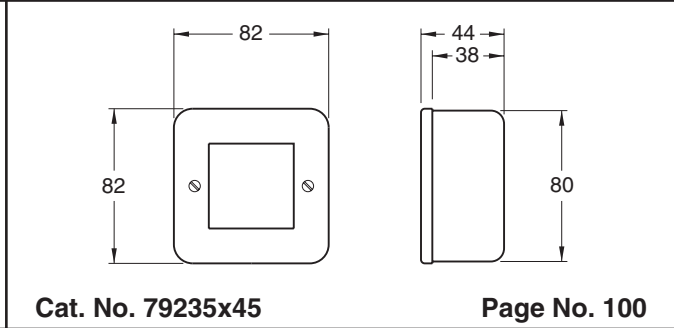
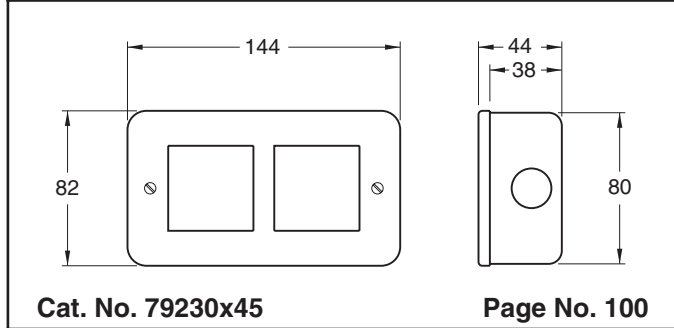
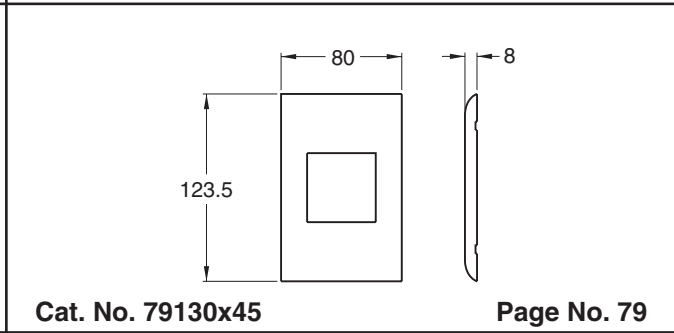
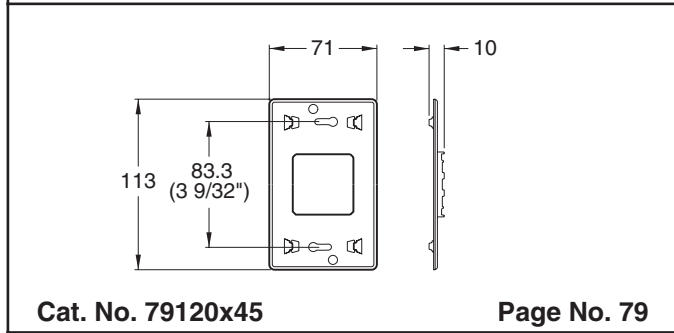
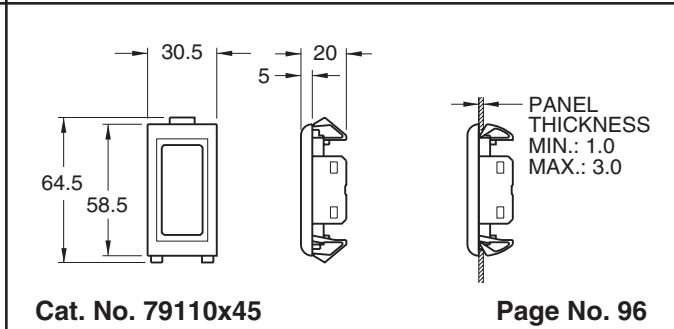
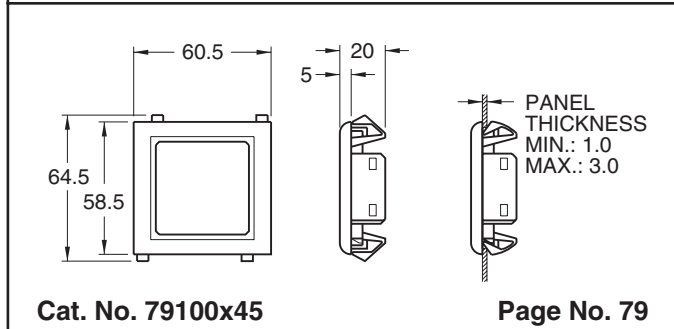
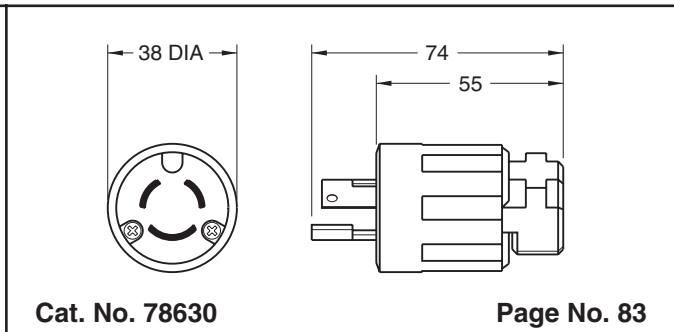
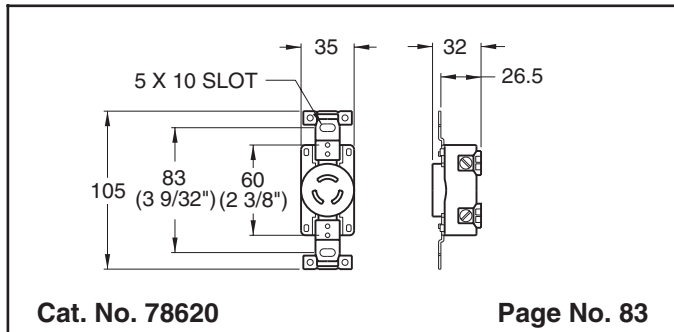


**DIMENSIONAL DATA**  
**All Dimensions Are In Millimeters**  
 (1 mm = 0.039")

<p><b>Cat. No. 78510</b> <span style="float: right;"><b>Page No. 82</b></span></p>	<p><b>Cat. No. 78520</b> <span style="float: right;"><b>Page No. 82</b></span></p>
<p><b>Cat. No. 78530</b> <span style="float: right;"><b>Page No. 82</b></span></p>	<p><b>Cat. No. 78540</b> <span style="float: right;"><b>Page No. 82</b></span></p>
<p><b>Cat. No. 78550</b> <span style="float: right;"><b>Page No. 82</b></span></p>	<p><b>Cat. No. 78560</b> <span style="float: right;"><b>Page No. 82</b></span></p>
<p><b>Cat. No. 78570</b> <span style="float: right;"><b>Page No. 82</b></span></p>	<p><b>Cat. No. 78600</b> <span style="float: right;"><b>Page No. 83</b></span></p>
<p><b>Cat. No. 78605</b> <span style="float: right;"><b>Page No. 83</b></span></p>	<p><b>Cat. No. 78610</b> <span style="float: right;"><b>Page No. 83</b></span></p>



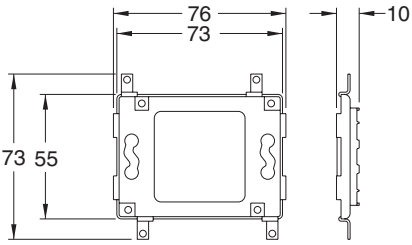
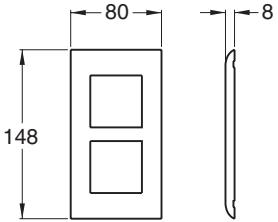
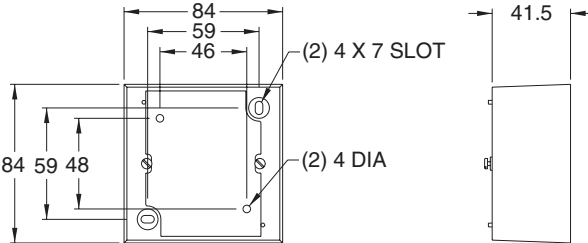
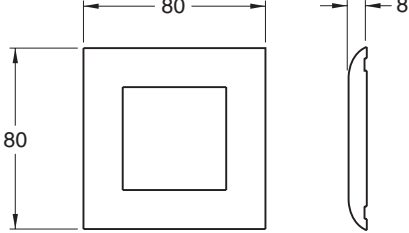
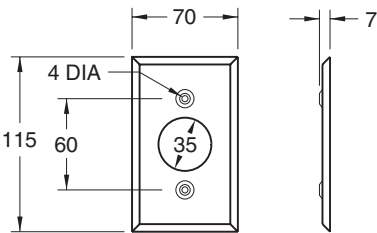
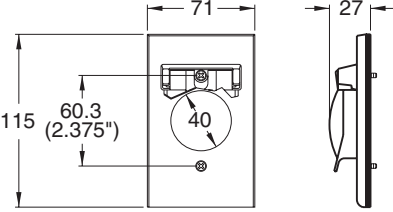
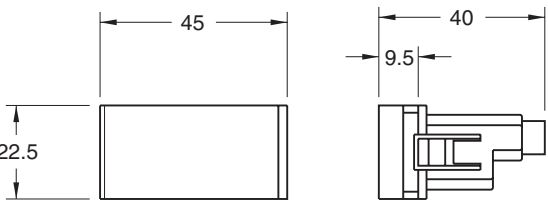
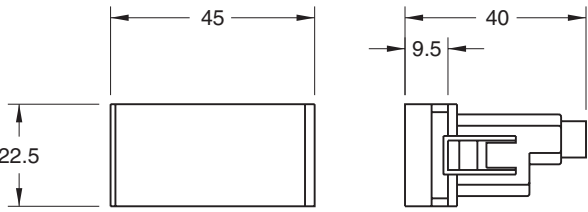
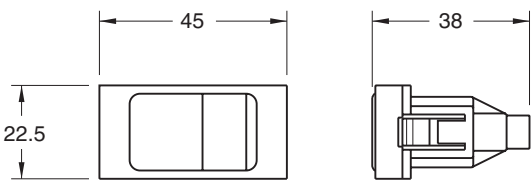
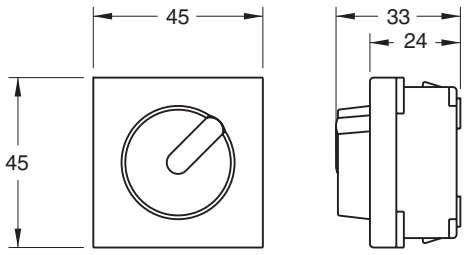
**DIMENSIONAL DATA**  
**All Dimensions Are In Millimeters**  
 (1 mm = 0.039")



# DIMENSIONAL DATA

## All Dimensions Are In Millimeters

(1 mm = 0.039")

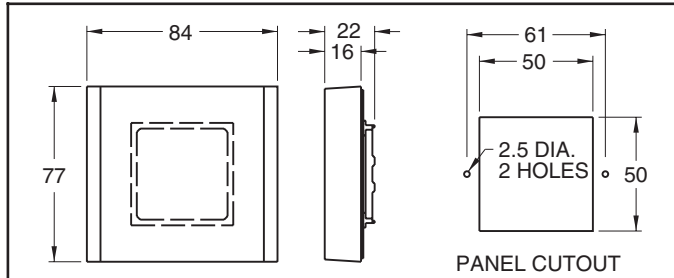
 <p><b>Cat. No. 79250x45</b> <b>Page No. 81</b></p>	 <p><b>Cat. No. 79255x45</b> <b>Page No. 81</b></p>
 <p><b>Cat. No. 79260x45</b> <b>Page No. 81</b></p>	 <p><b>Cat. No. 79265x45</b> <b>Page No. 81</b></p>
 <p><b>Cat. No. 79400</b> <b>Page No. 70</b></p>	 <p><b>Cat. No. 79410</b> <b>Page No. 70</b></p> <p>FOR CLARITY THIS VIEW IS SHOWN WITH LIFT LID BROKEN</p>
 <p><b>Cat. No. 79510x45</b> <b>Page No. 98</b></p>	 <p><b>Cat. No. 79520x45</b> <b>Page No. 98</b></p>
 <p><b>Cat. No. 79530x45</b> <b>Page No. 98</b></p>	 <p><b>Cat. No. 79550x45</b> <b>Page No. 98</b></p>



# DIMENSIONAL DATA

## All Dimensions Are In Millimeters

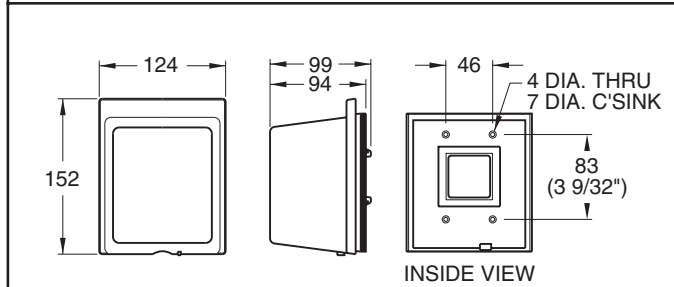
(1 mm = 0.039")



PANEL CUTOUT

Cat. No. 79570x45

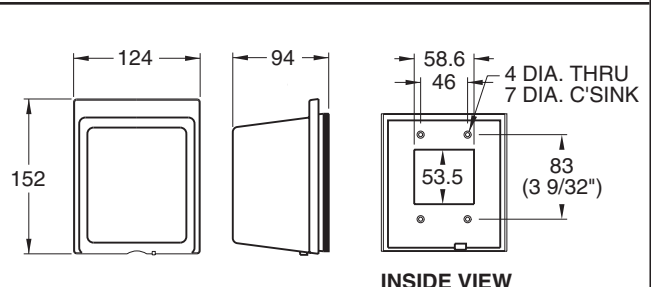
Page No. 79



INSIDE VIEW

Cat. No. 79575x45

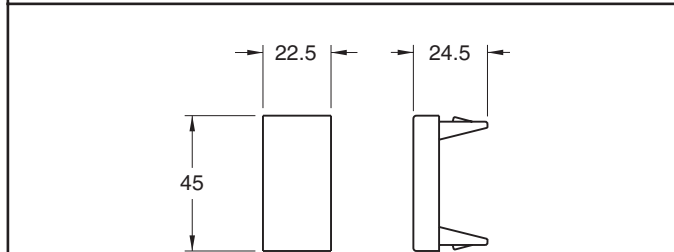
Page No. 85



INSIDE VIEW

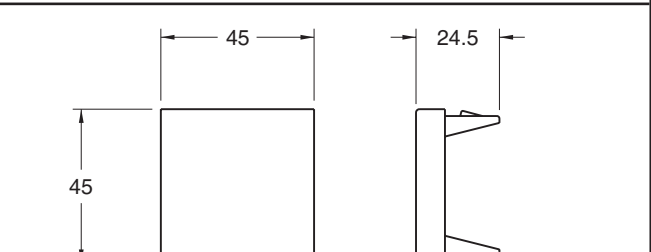
Cat. No. 79578

Page No. 85



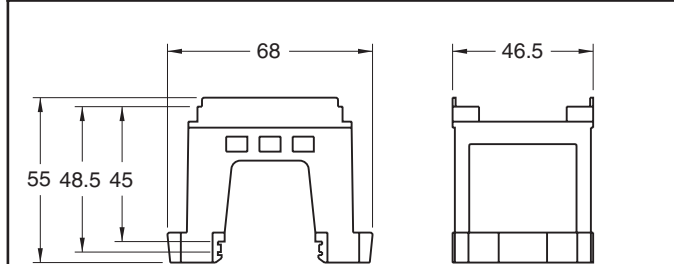
Cat. No. 79590x45

Page No. 98



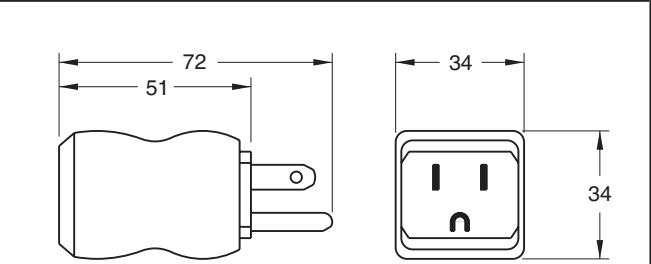
Cat. No. 79591x45

Page No. 98



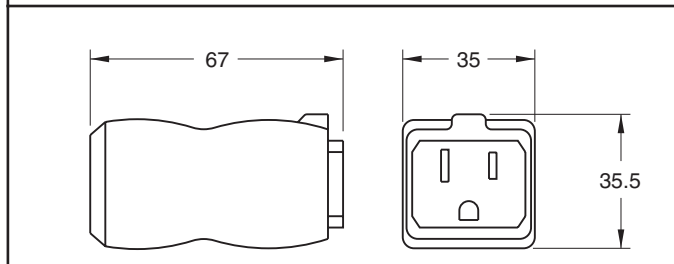
Cat. No. 79595x45

Page No. 98



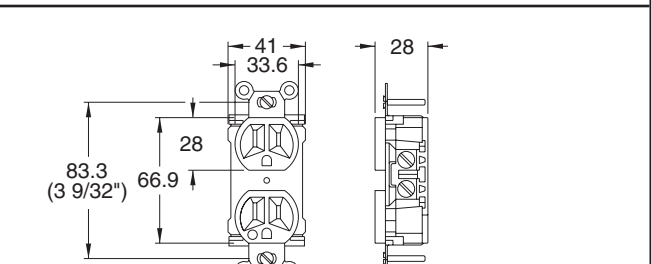
Cat. No. 8115

Page No. 154



Cat. No. 8119

Page No. 154



Cat. No. 8200-I

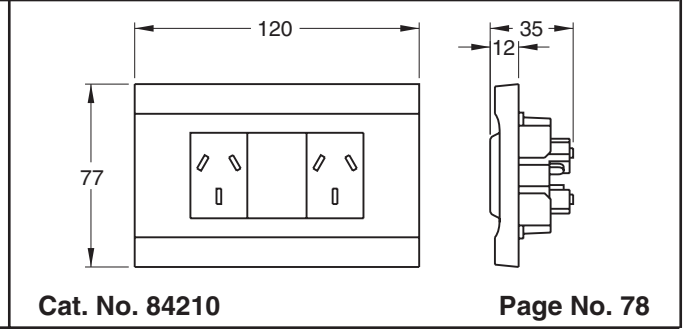
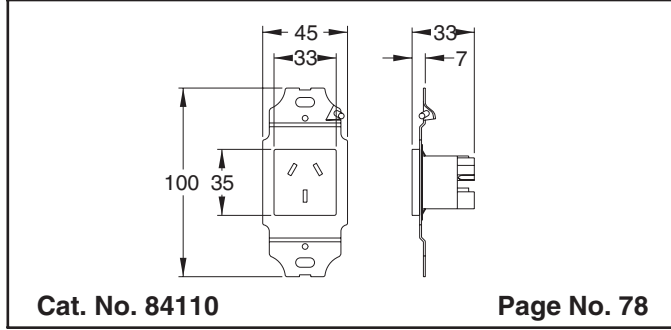
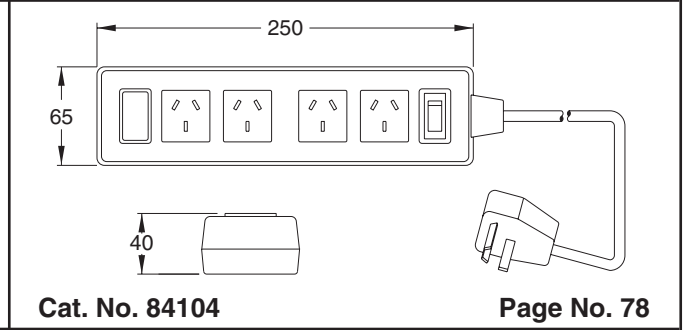
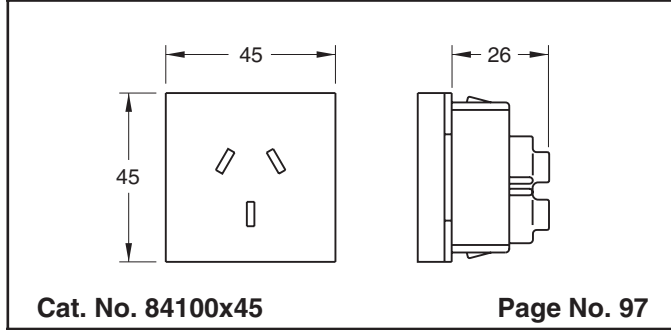
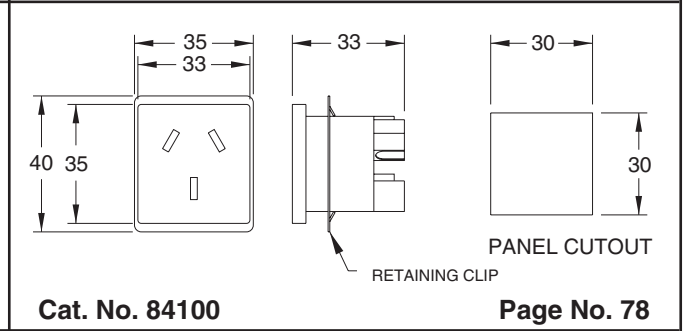
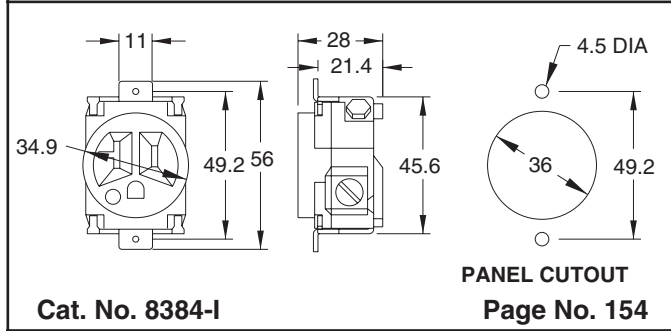
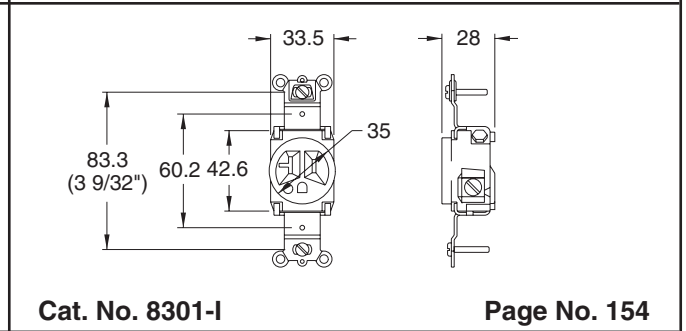
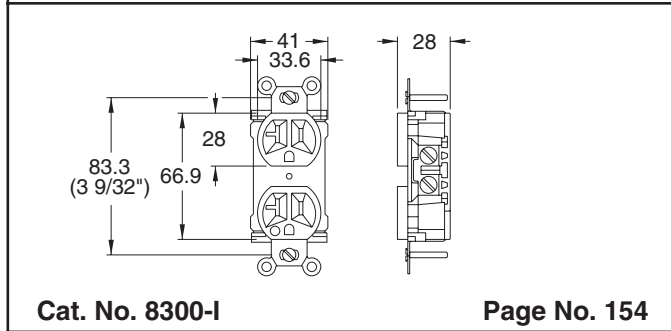
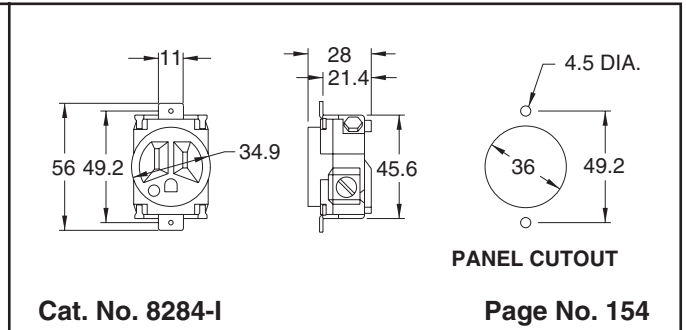
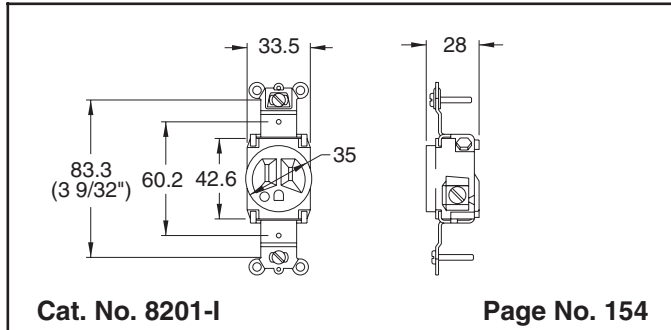
Page No. 154



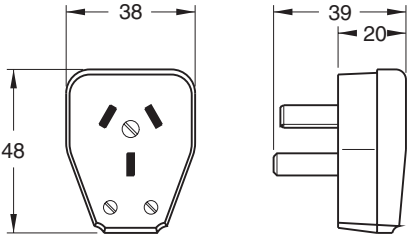
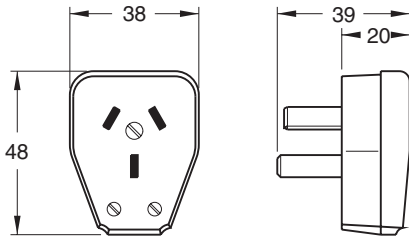
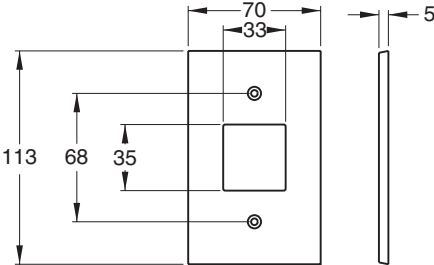
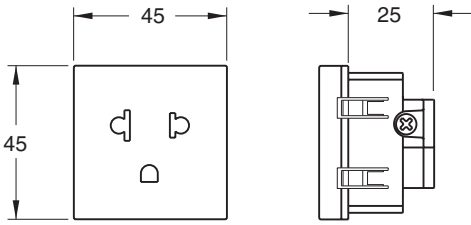
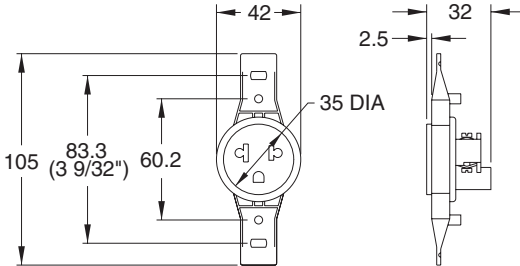
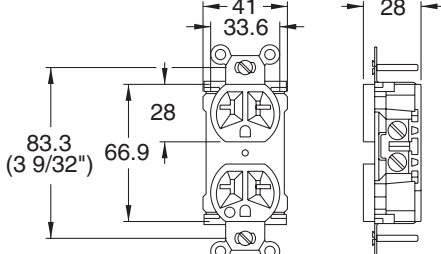
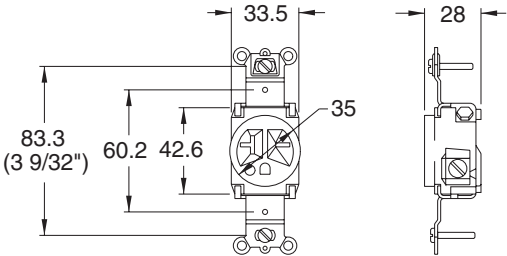
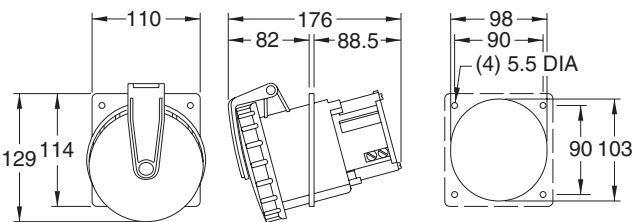
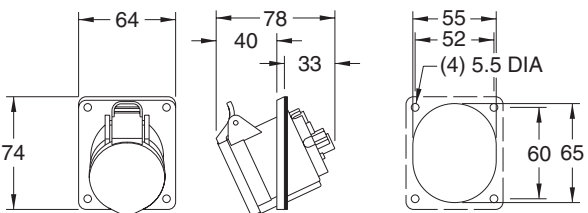
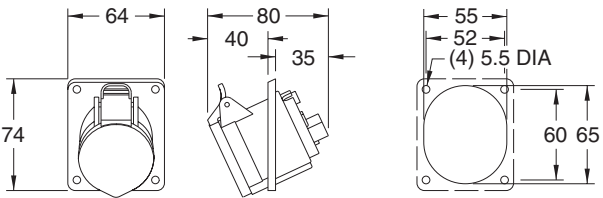


# DIMENSIONAL DATA

All Dimensions Are In Millimeters  
(1 mm = 0.039")



**DIMENSIONAL DATA**  
**All Dimensions Are In Millimeters**  
 (1 mm = 0.039")

 <p><b>Cat. No. 84250</b> <span style="float: right;"><b>Page No. 78</b></span></p>	 <p><b>Cat. No. 84250-BLK</b> <span style="float: right;"><b>Page No. 78</b></span></p>
 <p><b>Cat. No. 84400</b> <span style="float: right;"><b>Page No. 78</b></span></p>	 <p><b>Cat. No. 85100x45</b> <span style="float: right;"><b>Page No. 97</b></span></p>
 <p><b>Cat. No. 85110</b> <span style="float: right;"><b>Page No. 84</b></span></p>	 <p><b>Cat. No. 8800-I</b> <span style="float: right;"><b>Page No. 154</b></span></p>
 <p><b>Cat. No. 8801-I</b> <span style="float: right;"><b>Page No. 154</b></span></p>	 <p><b>Cat. No. 888-12108</b> <span style="float: right;"><b>Page No. 175</b></span></p> <p style="text-align: center;"><b>PANEL CUTOUT</b></p>
 <p><b>Cat. No. 888-1216</b> <span style="float: right;"><b>Page No. 176</b></span></p> <p style="text-align: center;"><b>PANEL CUTOUT</b></p>	 <p><b>Cat. No. 888-1217</b> <span style="float: right;"><b>Page No. 170</b></span></p> <p style="text-align: center;"><b>PANEL CUTOUT</b></p>



# DIMENSIONAL DATA

## All Dimensions Are In Millimeters

(1 mm = 0.039")

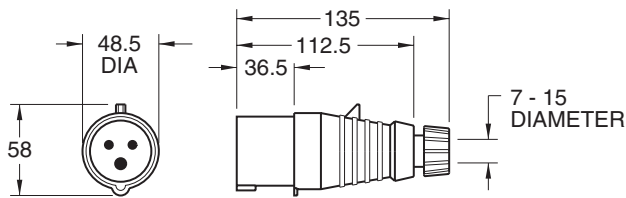
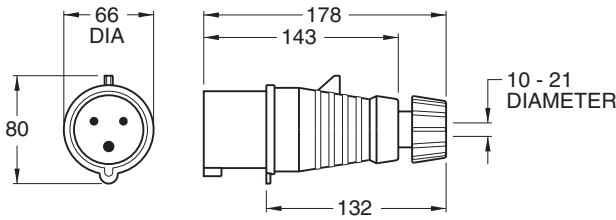
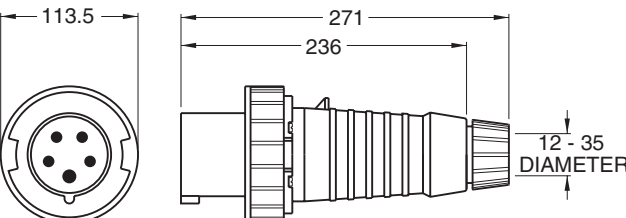
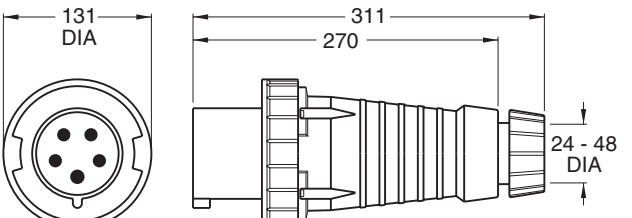
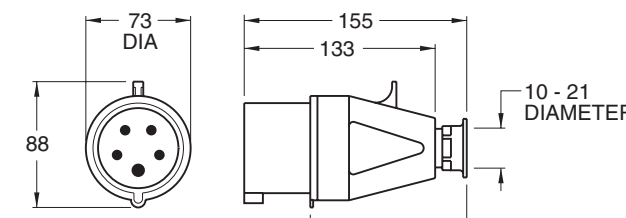
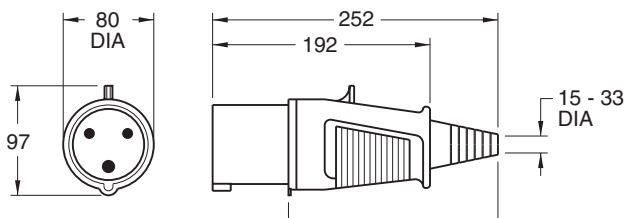
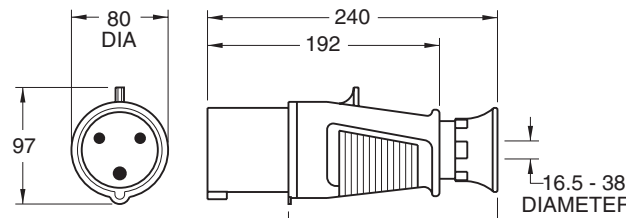
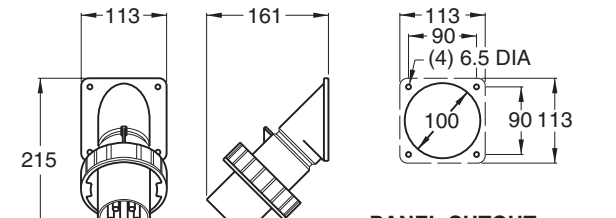
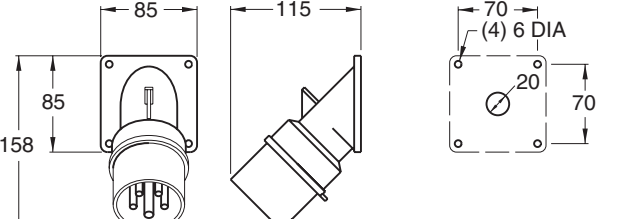
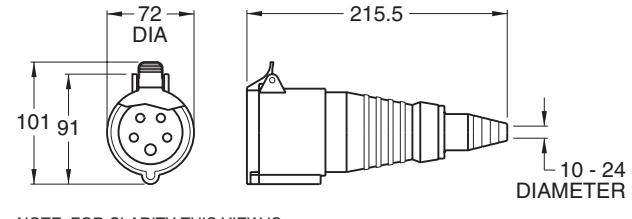
<p><b>Cat. No. 888-1228</b></p> <p><b>PANEL CUTOUT</b> Page No. 176</p>	<p><b>Cat. No. 888-1229</b></p> <p><b>PANEL CUTOUT</b> Page No. 171</p>
<p><b>Cat. No. 888-1239</b></p> <p><b>PANEL CUTOUT</b> Page No. 173</p>	<p><b>Cat. No. 888-129</b></p> <p><b>PANEL CUTOUT</b> Page No. 174</p>
<p>NOTE: FOR CLARITY THIS VIEW IS SHOWN WITH LIFT LID BROKEN</p> <p><b>Cat. No. 888-13007</b></p> <p><b>PANEL CUTOUT</b> Page No. 171</p>	<p><b>Cat. No. 888-204</b></p> <p>Page No. 173</p>
<p><b>Cat. No. 888-21000</b></p> <p>Page No. 176</p>	<p><b>Cat. No. 888-21001</b></p> <p>Page No. 170</p>
<p><b>Cat. No. 888-21012</b></p> <p>Page No. 176</p>	<p><b>Cat. No. 888-21013</b></p> <p>Page No. 171</p>



# DIMENSIONAL DATA

## All Dimensions Are In Millimeters

(1 mm = 0.039")

 <p><b>Cat. No. 888-2126</b> <span style="float: right;"><b>Page No. 170</b></span></p>	 <p><b>Cat. No. 888-2138</b> <span style="float: right;"><b>Page No. 171</b></span></p>
 <p><b>Cat. No. 888-2189</b> <span style="float: right;"><b>Page No. 174</b></span></p>	 <p><b>Cat. No. 888-2199</b> <span style="float: right;"><b>Page No. 175</b></span></p>
 <p><b>Cat. No. 888-231</b> <span style="float: right;"><b>Page No. 173</b></span></p>	 <p><b>Cat. No. 888-260306</b> <span style="float: right;"><b>Page No. 172</b></span></p>
 <p><b>Cat. No. 888-261306</b> <span style="float: right;"><b>Page No. 172</b></span></p>	 <p><b>Cat. No. 888-27017</b> <span style="float: right;"><b>Page No. 174</b></span></p>
 <p><b>Cat. No. 888-2769</b> <span style="float: right;"><b>Page No. 173</b></span></p>	 <p><b>Cat. No. 888-304</b> <span style="float: right;"><b>Page No. 173</b></span></p> <p>NOTE: FOR CLARITY THIS VIEW IS SHOWN WITH LIFT LID BROKEN</p>



# DIMENSIONAL DATA

## All Dimensions Are In Millimeters

(1 mm = 0.039")

NOTE: FOR CLARITY THIS VIEW IS SHOWN WITH LIFT LID BROKEN

**Cat. No. 888-31000** **Page No. 176**

NOTE: FOR CLARITY THIS VIEW IS SHOWN WITH LIFT LID BROKEN

**Cat. No. 888-31001** **Page No. 170**

NOTE: FOR CLARITY THIS VIEW IS SHOWN WITH LIFT LID BROKEN

**Cat. No. 888-31012** **Page No. 176**

NOTE: FOR CLARITY THIS VIEW IS SHOWN WITH LIFT LID BROKEN

**Cat. No. 888-31013** **Page No. 171**

NOTE: FOR CLARITY THIS VIEW IS SHOWN WITH LIFT LID BROKEN

**Cat. No. 888-3124** **Page No. 174**

NOTE: FOR CLARITY THIS VIEW IS SHOWN WITH LIFT LID BROKEN

**Cat. No. 888-3126** **Page No. 170**

NOTE: FOR CLARITY THIS VIEW IS SHOWN WITH LIFT LID BROKEN

**Cat. No. 888-3138** **Page No. 171**

NOTE: FOR CLARITY THIS VIEW IS SHOWN WITH LIFT LID BROKEN

**Cat. No. 888-3199** **Page No. 175**

NOTE: FOR CLARITY THIS VIEW IS SHOWN WITH LIFT LID BROKEN

**Cat. No. 888-331** **Page No. 173**

NOTE: FOR CLARITY THIS VIEW IS SHOWN WITH LIFT LID REMOVED

**Cat. No. 888-360306** **Page No. 172**





# DIMENSIONAL DATA

## All Dimensions Are In Millimeters

(1 mm = 0.039")

NOTE: FOR CLARITY THIS VIEW IS SHOWN WITH LIFT LID REMOVED

**Cat. No. 888-361306** **Page No. 172**

NOTE: FOR CLARITY THIS VIEW IS SHOWN WITH LIFT LID BROKEN

**Cat. No. 888-410306** **Page No. 170**

**PANEL CUTOUT**

NOTE: FOR CLARITY THIS VIEW IS SHOWN WITH LIFT LID REMOVED

**Cat. No. 888-460306** **Page No. 172**

**PANEL CUTOUT**

NOTE: FOR CLARITY THIS VIEW IS SHOWN WITH LIFT LID REMOVED

**Cat. No. 888-560306** **Page No. 172**

**PANEL CUTOUT**

**Cat. No. 888-611306** **Page No. 170**

**PANEL CUTOUT**

**Cat. No. 888-611316** **Page No. 176**

**PANEL CUTOUT**

**Cat. No. 888-6136** **Page No. 170**

**PANEL CUTOUT**

**Cat. No. 888-6236** **Page No. 171**

**PANEL CUTOUT**

**Cat. No. 888-631306** **Page No. 171**

**PANEL CUTOUT**

**Cat. No. 888-631316** **Page No. 176**

**PANEL CUTOUT**



# DIMENSIONAL DATA

All Dimensions Are In Millimeters  
(1 mm = 0.039")

<p><b>Cat. No. 888-661306</b></p> <p><b>Page No. 172</b></p>	<p><b>Cat. No. 888-679</b></p> <p><b>Page No. 175</b></p>
<p><b>Cat. No. 89400</b></p> <p><b>Page No. 84</b></p>	<p><b>Cat. No. 91730x45</b></p> <p><b>Page No. 99</b></p> <p>NOTE: FOR CLARITY THIS VIEW IS SHOWN WITH LIFT LID BROKEN</p>
<p><b>Cat. No. 91751x45</b></p> <p><b>Page No. 99</b></p>	<p><b>Cat. No. 91772x45</b></p> <p><b>Page No. 99</b></p>
<p><b>Cat. No. 92392</b></p> <p><b>Page No. 200</b></p>	<p><b>Cat. No. 93091</b></p> <p><b>Page No. 70</b></p>
<p><b>Cat. No. 93101</b></p> <p><b>Page No. 155</b></p>	<p><b>Cat. No. 93191</b></p> <p><b>Page No. 165</b></p>



# DIMENSIONAL DATA

## All Dimensions Are In Millimeters

(1 mm = 0.039")

**Cat. No. 97120** **Page No. 61**

**Cat. No. 999-1154210** **Page No. 202**

**Cat. No. 999-1217** **Page No. 184**

**Cat. No. 999-21001** **Page No. 180**

**Cat. No. 999-21001-RA** **Page No. 180**

**Cat. No. 999-31001** **Page No. 182**

**Cat. No. 999-31001-RA** **Page No. 182**

**Cat. No. 999-3120** **Page No. 202**

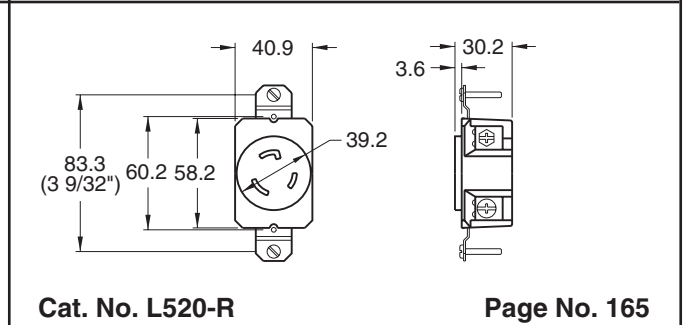
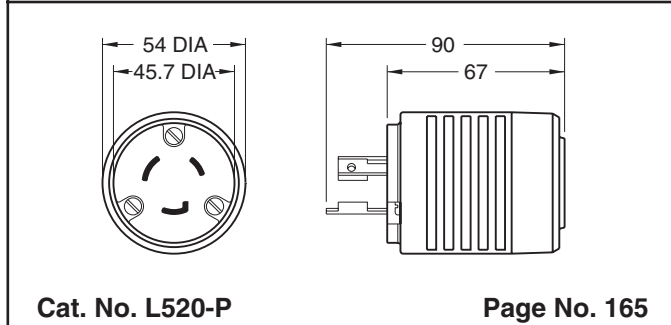
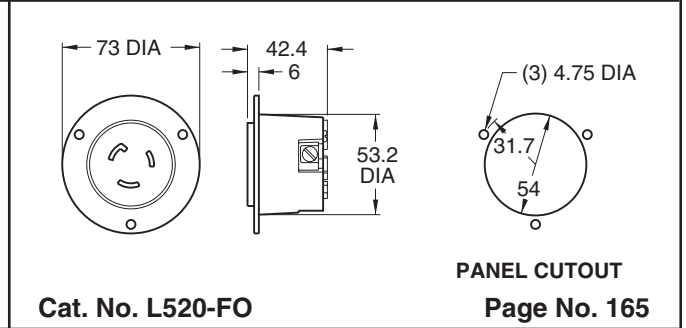
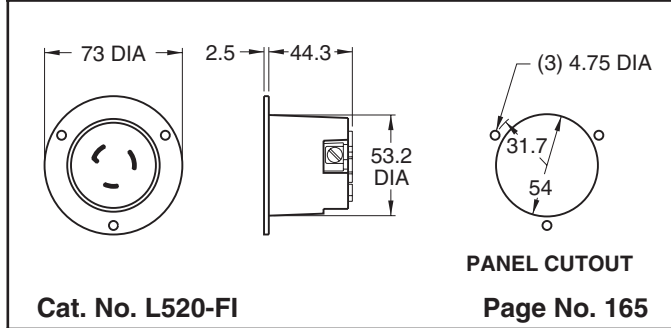
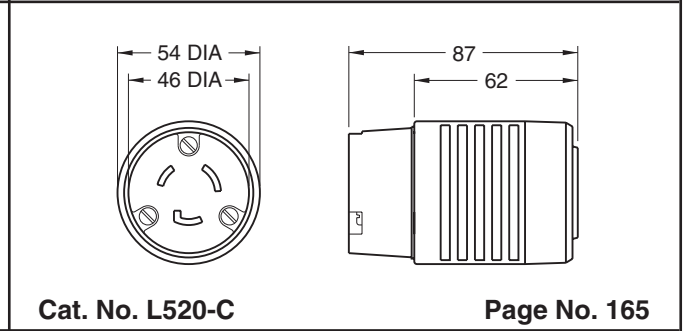
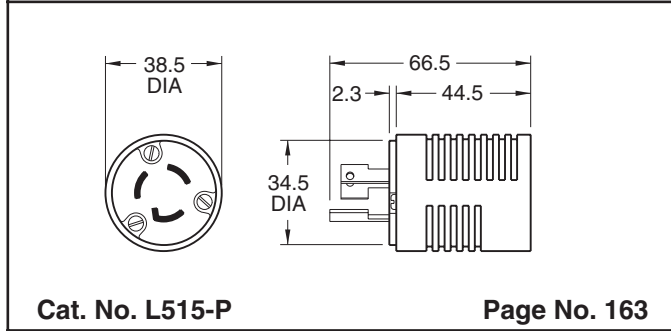
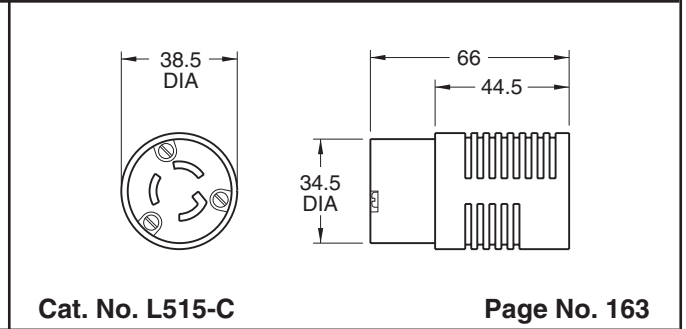
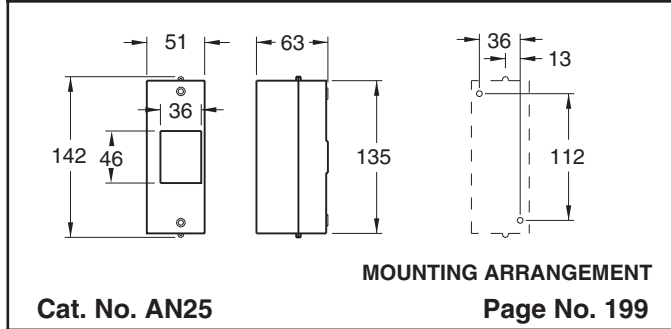
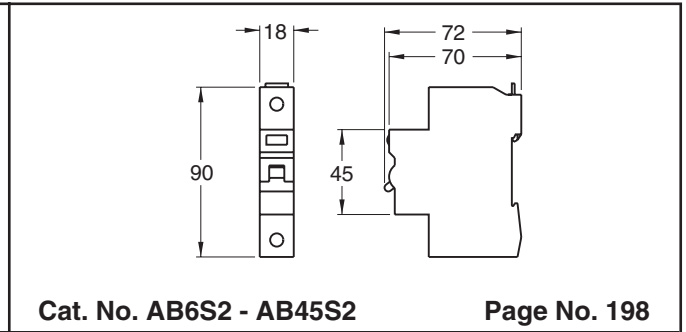
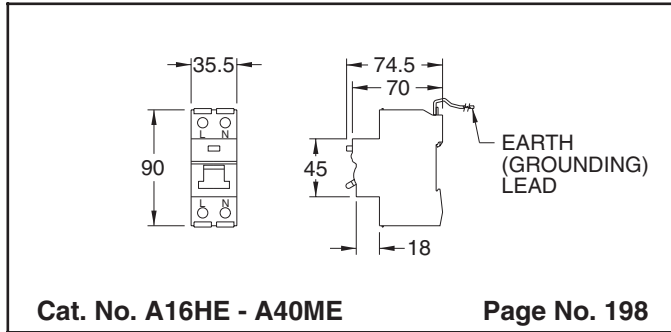
**Cat. No. 999-3121** **Page No. 202**

**Cat. No. 999-613** **Page No. 190**



# DIMENSIONAL DATA

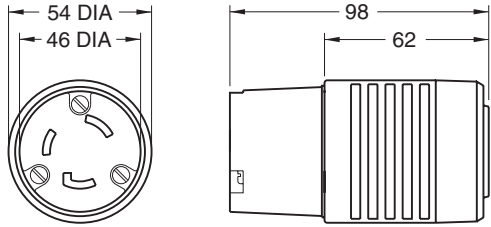
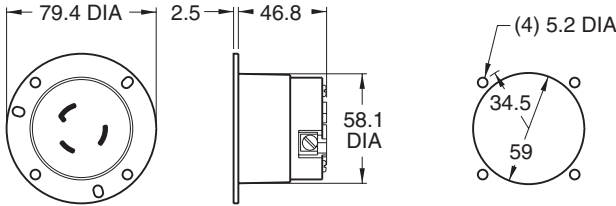
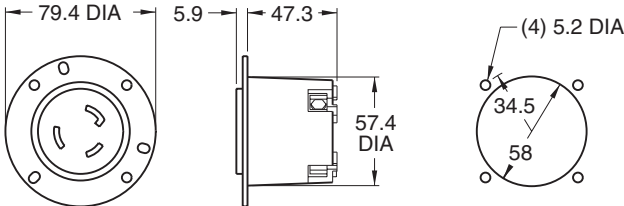
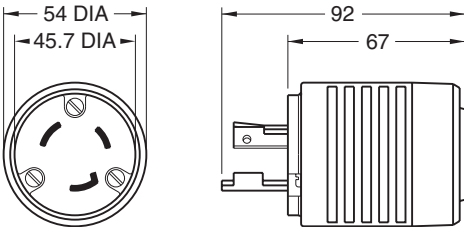
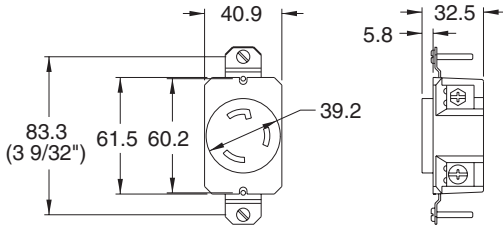
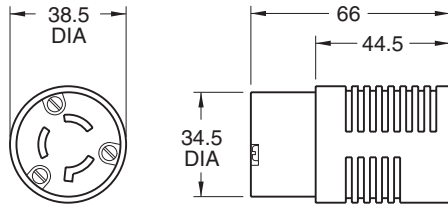
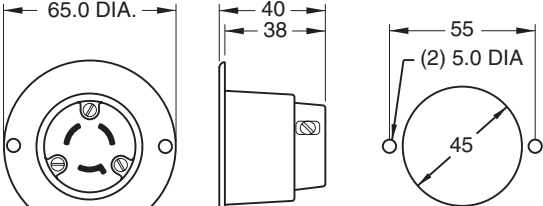
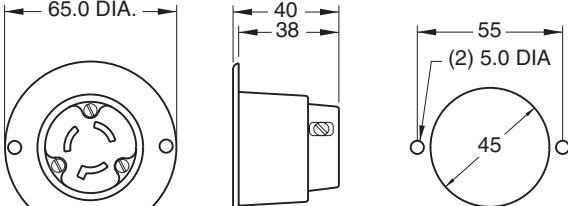
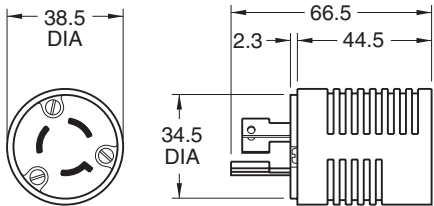
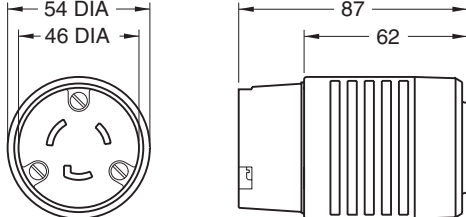
All Dimensions Are In Millimeters  
(1 mm = 0.039")



# DIMENSIONAL DATA

## All Dimensions Are In Millimeters

(1 mm = 0.039")

 <p><b>Cat. No. L530-C</b> <span style="float: right;"><b>Page No. 167</b></span></p>	 <p><b>Cat. No. L530-FI</b> <span style="float: right;"><b>PANEL CUTOUT</b> <b>Page No. 167</b></span></p>
 <p><b>Cat. No. L530-FO</b> <span style="float: right;"><b>PANEL CUTOUT</b> <b>Page No. 167</b></span></p>	 <p><b>Cat. No. L530-P</b> <span style="float: right;"><b>Page No. 167</b></span></p>
 <p><b>Cat. No. L530-R</b> <span style="float: right;"><b>Page No. 167</b></span></p>	 <p><b>Cat. No. L615-C</b> <span style="float: right;"><b>Page No. 164</b></span></p>
 <p><b>Cat. No. L615-FI</b> <span style="float: right;"><b>PANEL CUTOUT</b> <b>Page No. 164</b></span></p>	 <p><b>Cat. No. L615-FO</b> <span style="float: right;"><b>PANEL CUTOUT</b> <b>Page No. 164</b></span></p>
 <p><b>Cat. No. L615-P</b> <span style="float: right;"><b>Page No. 164</b></span></p>	 <p><b>Cat. No. L620-C</b> <span style="float: right;"><b>Page No. 166</b></span></p>

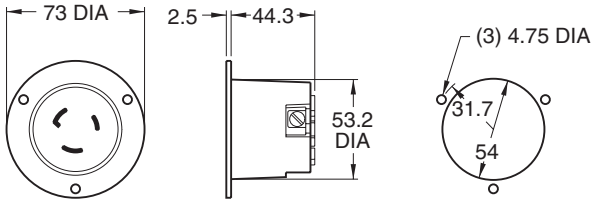
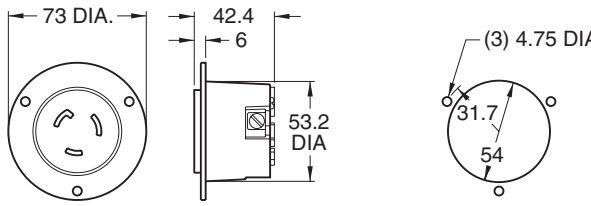
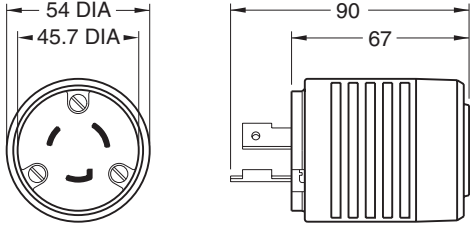
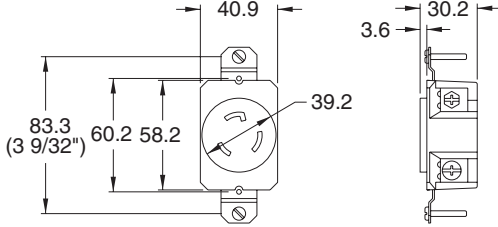
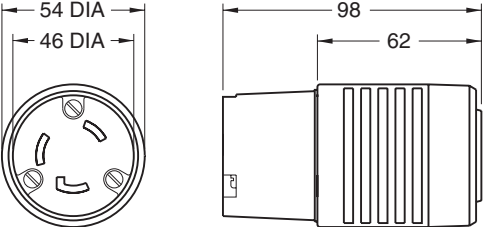
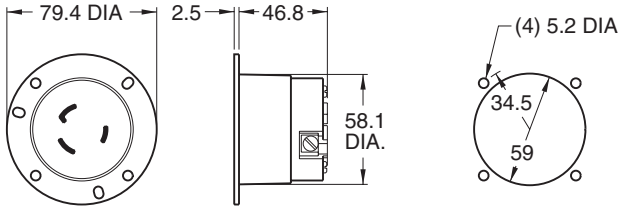
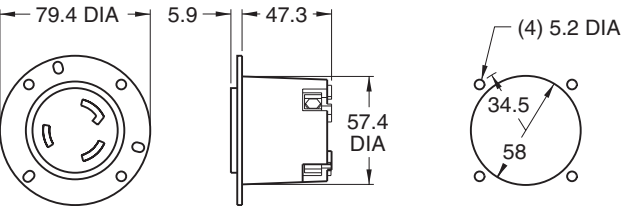
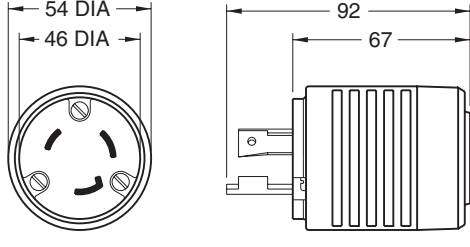
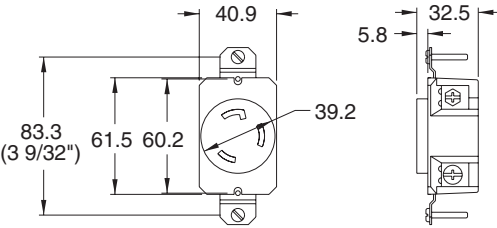
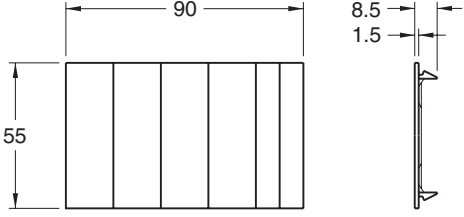




# DIMENSIONAL DATA

## All Dimensions Are In Millimeters

(1 mm = 0.039")

 <p><b>Cat. No. L620-FI</b> <b>Page No. 166</b></p>	 <p><b>Cat. No. L620-FO</b> <b>Page No. 166</b></p>
 <p><b>Cat. No. L620-P</b> <b>Page No. 166</b></p>	 <p><b>Cat. No. L620-R</b> <b>Page No. 166</b></p>
 <p><b>Cat. No. L630-C</b> <b>Page No. 168</b></p>	 <p><b>Cat. No. L630-FI</b> <b>Page No. 168</b></p>
 <p><b>Cat. No. L630-FO</b> <b>Page No. 168</b></p>	 <p><b>Cat. No. L630-P</b> <b>Page No. 168</b></p>
 <p><b>Cat. No. L630-R</b> <b>Page No. 168</b></p>	 <p><b>Cat. No. QBP5</b> <b>Page No. 199</b></p>



# INDEX

Cat No.... Pg No.	Cat No.... Pg No.	Cat No.... Pg No.	Cat No.... Pg No.	Cat No.... Pg No.	Cat No.... Pg No.
006017 ..... 200	20509 ..... 44	30330 ..... 120	32150-SUS ..... 124	39070 ..... 42	52955 ..... 74
007879 ..... 198	20511 ..... 44	30340 ..... 121	32200-EU ..... 124	39071 ..... 42	52965 ..... 64
007886 ..... 198	20513 ..... 44	30340A ..... 121	32200-SUS ..... 124	39080 ..... 43	5296-BK ..... 156
007887 ..... 198	20516 ..... 44	30350 ..... 121	32250-EU ..... 124	39090 ..... 43	53326 ..... 70
007888 ..... 198	20521 ..... 44	30360 ..... 67	3232-I ..... 155	39095 ..... 43	53328 ..... 109
007889 ..... 198	20529 ..... 44	30375 ..... 120	32350 ..... 125	4300.0701 ..... 155	53340 ..... 109
007890 ..... 198	20536 ..... 44	30375-G ..... 120	32360 ..... 125	4300.0702 ..... 155	5342 ..... 159
12QEL ..... 199	20542 ..... 44	30395 ..... 77	33100-D ..... 126	4300.0703 ..... 155	5342-I ..... 159
1491-008 ..... 61	20548 ..... 44	30500 ..... 82	33100-KT ..... 126	4550 ..... 164	5351-I ..... 159
1492-008 ..... 61	20607 ..... 44	30510 ..... 82	33125 ..... 126	4560 ..... 164	5358 ..... 159
1493-008 ..... 61	20609 ..... 44	30600 ..... 37	33125-D ..... 126	4700 ..... 163	5358-I ..... 159
1600103 ..... 205	20611 ..... 44	30605 ..... 37	33150-D ..... 126	4710 ..... 163	5366-HGAN ..... 154
1600104 ..... 205	20613 ..... 44	30610 ..... 37	33175-D ..... 126	4715-SS ..... 163	5366-SSAN ..... 160
1600105 ..... 205	20616 ..... 44	30620 ..... 37	33200-D ..... 126	4716-SS ..... 163	5366-X ..... 160
1600106 ..... 205	20621 ..... 44	30630 ..... 37	33225-D ..... 126	4720-SSAN ..... 163	5366-XHG ..... 154
1600107 ..... 205	20629 ..... 44	30635 ..... 37	33250-D ..... 126	4QEL ..... 199	5369-X ..... 160
1600108 ..... 205	20636 ..... 44	30640 ..... 37	33275-D ..... 126	52019 ..... 106	5369-XHG ..... 154
1600109 ..... 205	20642 ..... 44	30650 ..... 37	33300-D ..... 126	52106 ..... 107	5374-BK ..... 160
1600110 ..... 205	20648 ..... 44	30660 ..... 37	33325-D ..... 126	52125 ..... 107	5378-SS ..... 160
1600111 ..... 205	20707 ..... 44	30670 ..... 37	33375-D ..... 126	52126 ..... 107	5379-SS ..... 160
1600112 ..... 205	20709 ..... 44	30680 ..... 37	33400-D ..... 126	52145 ..... 107	54406 ..... 72
1600113 ..... 205	20711 ..... 44	30685 ..... 37	33425-D ..... 126	52150 ..... 107	54408 ..... 110
1600114 ..... 205	20713 ..... 44	30690 ..... 37	33450-D ..... 126	52160 ..... 107	5466-SSAN ..... 154
1600115 ..... 205	20716 ..... 44	30695 ..... 37	33475-D ..... 126	52170 ..... 107	5466-X ..... 162
1600116 ..... 205	20721 ..... 44	31600 ..... 40	33500-D ..... 126	52205 ..... 67	5466-XHG ..... 154
1600117 ..... 205	21707 ..... 44	31605 ..... 40	33525-D ..... 126	5242 ..... 155	5469-X ..... 162
1600118 ..... 205	21709 ..... 44	31610 ..... 40	33550-D ..... 126	5242-I ..... 155	5469-XHG ..... 154
1600119 ..... 205	21711 ..... 44	31620 ..... 40	33575-D ..... 126	5251-I ..... 155	5478-SS ..... 162
1600120 ..... 205	21713 ..... 44	31630 ..... 40	33625-D ..... 126	5258 ..... 155	5479-SS ..... 162
1600121 ..... 205	21716 ..... 44	31635 ..... 40	33650 ..... 126	5258-I ..... 155	55506 ..... 108
1600122 ..... 205	21721 ..... 44	31640 ..... 40	33675-KT ..... 126	5266-HGAN ..... 154	56106 ..... 109
1600123 ..... 205	24QEL ..... 199	31650 ..... 40	33700-D ..... 126	5266-SSAN ..... 156	56125 ..... 76
1600128 ..... 205	30100 ..... 116	31660 ..... 40	33725-D ..... 126	5266-X ..... 84	56205 ..... 77
1600129 ..... 205	30110 ..... 116	31670 ..... 40	33750-D ..... 126	5266-XHG ..... 154	56305 ..... 77
1600130 ..... 205	30120 ..... 117	31680 ..... 40	33775 ..... 126	5269-X ..... 156	5642-I ..... 157
1600131 ..... 205	30130 ..... 117	31685 ..... 40	33800-D ..... 126	5269-XHG ..... 154	56504 ..... 82
1601102 ..... 205	30140 ..... 118	31690 ..... 40	33825-D ..... 126	52720 ..... 106	5651-I ..... 157
1601103 ..... 205	30150 ..... 118	31695 ..... 40	34010-EU ..... 125	52721 ..... 106	5658 ..... 157
1601106 ..... 205	30160 ..... 118	31700 ..... 40	34020-EU ..... 125	52722 ..... 106	5658-I ..... 157
1601109 ..... 205	30170 ..... 118	31705 ..... 40	34030-EU ..... 125	5276-BK ..... 156	5666-BK ..... 158
1601111 ..... 205	30180 ..... 117	31710 ..... 40	34050-EU ..... 125	52765-10 ..... 106	5666-SSAN ..... 154
1601112 ..... 205	30181 ..... 119	31715 ..... 40	34080-EU ..... 125	52765-30 ..... 106	5666-X ..... 158
1601114 ..... 205	30182 ..... 119	32010-EU ..... 124	34100-EU ..... 125	5278-SS ..... 156	5666-XHG ..... 154
1601116 ..... 205	30190 ..... 119	32015-EU ..... 124	34150-EU ..... 125	5279-SS ..... 156	5669-BK ..... 158
1601119 ..... 205	30195 ..... 67	32020-EU ..... 124	34200-EU ..... 125	52855 ..... 106	5669-X ..... 158
1601121 ..... 205	30200 ..... 116	32025-EU ..... 124	38041 ..... 199	52855-A ..... 106	5669-XHG ..... 154
1601123 ..... 205	30210 ..... 69	32025-SUS ..... 124	39016 ..... 24	52904 ..... 106	5678-SS ..... 158
1601125 ..... 205	30220 ..... 116	32030-EU ..... 124	39016-LA ..... 24	52906 ..... 106	5679-SS ..... 158
1601126 ..... 205	30225 ..... 119	32035-EU ..... 124	39016-RA ..... 24	52908 ..... 106	57011 ..... 134
1601129 ..... 205	30230 ..... 119	32035-SUS ..... 124	39017 ..... 24	52910 ..... 106	57013 ..... 134
1601135 ..... 205	30240 ..... 69	32050-EU ..... 124	39020 ..... 42	52912 ..... 106	57015 ..... 134
1601310 ..... 206	30250 ..... 117	32050-SUS ..... 124	39021 ..... 42	52925 ..... 61	57021 ..... 143
1601312 ..... 206	30260 ..... 116	32075-EU ..... 124	39030 ..... 42	52927 ..... 106	57023 ..... 143
1601314 ..... 206	30295 ..... 76	32075-SUS ..... 124	39031 ..... 42	52929 ..... 106	57025 ..... 143
1601316 ..... 206	30300 ..... 120	32100-EU ..... 124	39035 ..... 42	52931 ..... 106	57030 ..... 132
1601318 ..... 206	30301 ..... 120	32100-SUS ..... 124	39041 ..... 42	52946 ..... 64	57030-A ..... 132
20507 ..... 44	30320 ..... 120	32150-EU ..... 124	39050 ..... 42	52948 ..... 64	57030-NSL ..... 132



# INDEX

Cat No.... Pg No.	Cat No.... Pg No.	Cat No.... Pg No.	Cat No.... Pg No.	Cat No.... Pg No.	Cat No.... Pg No.
57035 ..... 132	57355 ..... 142	60800 ..... 103	70150 ..... 60	72413 ..... 65	75140 ..... 72
57040 ..... 133	57411 ..... 138	60900 ..... 103	70155 ..... 65	72440 ..... 85	75160 ..... 72
57040-A ..... 133	57423 ..... 138	61100 ..... 104	70155-BLK ..... 65	72450 ..... 85	75500x45 ..... 96
57040-NSL ..... 133	57425 ..... 138	61112 ..... 105	70161 ..... 60	72495 ..... 66	75520 ..... 72
57045 ..... 133	57510 ..... 139	61150 ..... 104	70170 ..... 60	73100x45 ..... 97	75530 ..... 73
57050 ..... 130	57520 ..... 139	61200 ..... 104	70180 ..... 60	73110 ..... 67	75540 ..... 73
57050-A ..... 130	57530 ..... 139	61250 ..... 104	70190 ..... 60	73130 ..... 67	76100x45 ..... 96
57050-M ..... 130	57540 ..... 139	61300 ..... 104	70195 ..... 60	73160 ..... 67	76101x45 ..... 96
57050-NS ..... 130	57551 ..... 139	61350 ..... 104	70198 ..... 63	73210 ..... 67	76110 ..... 74
57050-NSL ..... 130	57552 ..... 139	61400 ..... 104	70200x45 ..... 86	73310 ..... 68	76120 ..... 74
57055-M ..... 128	57561 ..... 139	61450 ..... 104	70225 ..... 61	73330 ..... 68	76140 ..... 74
57055-NS ..... 128	57562 ..... 139	61500 ..... 104	70225-30 ..... 61	73530 ..... 67	76143x45 ..... 96
57055-NSL ..... 128	57571 ..... 139	61550 ..... 104	702708 ..... 200	73550 ..... 67	76160 ..... 74
57060-A ..... 131	57572 ..... 139	61600 ..... 105	70300 ..... 62	73570 ..... 67	76510 ..... 75
57060-NS ..... 131	57581 ..... 139	61650 ..... 105	70310 ..... 62	74100 ..... 70	76515 ..... 75
57060-NSL ..... 131	57582 ..... 139	61700 ..... 105	70325 ..... 62	74100-BLK ..... 70	76520 ..... 75
57065-NS ..... 129	57610 ..... 135	61800 ..... 105	70325A ..... 62	74105x45 ..... 97	76540 ..... 75
57065-NSL ..... 129	57620 ..... 135	61900 ..... 105	70341 ..... 62	74110 ..... 70	76560 ..... 75
57070 ..... 128	57630 ..... 141	62100 ..... 113	70361 ..... 62	74110-BLK ..... 70	77100x45 ..... 96
57070-A ..... 129	57640 ..... 141	62150 ..... 113	70395 ..... 62	74120 ..... 70	77110 ..... 76
57075 ..... 131	5765-BK ..... 160	62200 ..... 113	70400 ..... 88	74130 ..... 69	77115 ..... 76
57080 ..... 147	57701 ..... 144	62250 ..... 113	71100x45 ..... 96	74131 ..... 69	77130 ..... 76
57081 ..... 147	57702 ..... 144	62300 ..... 113	71110 ..... 64	74140 ..... 69	77140 ..... 76
57082 ..... 147	57703 ..... 144	62350 ..... 113	71120 ..... 64	74140-BLK ..... 69	77160 ..... 76
57085 ..... 131	57705 ..... 144	62400 ..... 114	71161 ..... 63	74140-RCD ..... 69	77190 ..... 76
57090 ..... 145	57710 ..... 136	681348 ..... 200	71170 ..... 63	74141 ..... 69	77197 ..... 77
57090-A ..... 145	57715 ..... 136	681386 ..... 200	71200x45 ..... 87	74180 ..... 69	78120 ..... 77
57090-V ..... 145	57720 ..... 137	681485 ..... 200	71225 ..... 64	74200 ..... 70	78130 ..... 77
57091 ..... 145	57725 ..... 137	69204 ..... 201	71225-30 ..... 64	74210 ..... 70	78140 ..... 77
57100 ..... 150	57730 ..... 149	69214 ..... 201	72100x45 ..... 96	74220 ..... 70	78160 ..... 77
57103 ..... 151	57735 ..... 149	69222 ..... 201	72105x45 ..... 97	74225 ..... 78	78230 ..... 77
57104 ..... 111	57740 ..... 148	69275 ..... 201	72110 ..... 66	74335 ..... 87	78500 ..... 82
57105 ..... 150	57745 ..... 148	69300 ..... 201	72110-BLK ..... 66	74452x45 ..... 99	78510 ..... 82
57106 ..... 111	58104 ..... 110	70020 ..... 90	72120 ..... 66	74453x45 ..... 99	78510-HG ..... 82
57107 ..... 150	58204 ..... 110	70100x45 ..... 96	72130 ..... 65	74456x45 ..... 99	78520 ..... 82
57108 ..... 111	5851-l ..... 161	70110 ..... 61	72130-BLK ..... 65	74457x45 ..... 99	78530 ..... 82
57110 ..... 146	5858 ..... 161	70110-BLK ..... 61	72140 ..... 65	74458x45 ..... 99	78540 ..... 82
57110-V ..... 146	5858-l ..... 161	70110-RED ..... 61	72140-RCD ..... 65	74459x45 ..... 99	78550 ..... 82
57120 ..... 140	5862-l ..... 161	70114 ..... 61	72141 ..... 65	74500 ..... 71	78560 ..... 82
57125 ..... 140	5864-BK ..... 162	70115 ..... 61	72150 ..... 65	74505x45 ..... 97	78570 ..... 82
57130 ..... 140	5866-BK ..... 162	70116 ..... 61	72160-BLK ..... 65	74510 ..... 71	78600 ..... 83
57204 ..... 111	60100 ..... 102	70117 ..... 61	72215 ..... 66	74520 ..... 71	78605 ..... 83
57206 ..... 111	60112 ..... 103	70118 ..... 61	72220 ..... 66	74530 ..... 71	78610 ..... 83
57208 ..... 111	60150 ..... 102	70120 ..... 61	72300 ..... 66	74540 ..... 71	78620 ..... 83
57211 ..... 138	60200 ..... 102	70120-BLK ..... 61	72300-D ..... 66	74540-BLK ..... 71	78630 ..... 83
57213 ..... 138	60250 ..... 102	70120-RED ..... 61	72300-DSM ..... 66	74541 ..... 71	79100x45 ..... 94
57215 ..... 138	60300 ..... 102	70125 ..... 61	72300-S ..... 86	74560 ..... 69	79110x45 ..... 94
57311 ..... 134	60350 ..... 102	70127 ..... 64	72316 ..... 66	74560-BLK ..... 69	79120x45 ..... 95
57313 ..... 134	60400 ..... 102	70130 ..... 60	72320 ..... 66	74600x45 ..... 80	79130x45 ..... 95
57315 ..... 134	60450 ..... 102	70130-BLK ..... 60	72325 ..... 66	74615 ..... 80	79230x45 ..... 100
57320 ..... 140	60500 ..... 102	70130A ..... 60	72350 ..... 81	74630 ..... 80	79235x45 ..... 100
57321 ..... 143	60550 ..... 102	70139 ..... 60	72355 ..... 85	74700x45 ..... 79	79240x45 ..... 100
57323 ..... 143	60600 ..... 103	70140 ..... 60	72360 ..... 81	74715 ..... 79	79245x45 ..... 100
57325 ..... 143	60620 ..... 201	70140-RCD ..... 60	72365 ..... 85	74730 ..... 79	79250x45 ..... 100
57330 ..... 140	60650 ..... 103	70141 ..... 60	72403 ..... 65	74790 ..... 79	79255x45 ..... 100
57345 ..... 140	60684 ..... 201	70142 ..... 60	72405 ..... 65	75100x45 ..... 96	79260x45 ..... 100
57350 ..... 142	60700 ..... 103	70142A ..... 60	72410 ..... 65	75130 ..... 72	79265x45 ..... 100



# INDEX

Cat No....	Pg No.	Cat No....	Pg No.	Cat No....	Pg No.	Cat No....	Pg No.	Cat No....	Pg No.	Cat No....	Pg No.
79400	70	810970	205	82415	27	84240	24	888-21000	176	90030-RA	36
79410	70	810971	205	82420	27	84250	78	888-21001	170	90035	144
79510x45	98	810972	205	82425	27	84250-BLK	78	888-21012	176	90040	37
79520x45	98	810973	205	82430	27	84261	24	888-21013	171	90060	37
79530x45	98	810974	205	82435	27	84261-LA	24	888-2126	170	90075	36
79550x45	98	810975	205	82440	27	84261-RA	24	888-2138	171	90075-LA	36
79570x45	98	810976	205	82445	27	84295	25	888-2189	174	90075-RA	36
79575x45	98	81131	14	82450	27	84400	78	888-2199	175	90080	36
79578	85	81131-LA	14	82460	27	84640	25	888-231	173	90080-LA	36
79590x45	98	81131-RA	14	82465	27	84650	25	888-260306	172	90080-RA	36
79591x45	98	8115	154	82470	27	84661	25	888-261306	172	90085	36
79595x45	98	8119	154	82475	27	84671	25	888-27017	174	90085-LA	36
80101	14	81200	23	82480	27	84900	18	888-2769	173	90085-RA	36
80101-LA	14	81202	23	82485	27	84950	18	888-304	173	90090	36
80101-RA	14	81240	23	82490	27	85010	20	888-31000	176	90090-LA	36
80151	15	81250	23	82495	27	85040	20	888-31001	170	90090-RA	36
80151-LA	15	81260	23	82500	27	85050	20	888-31012	176	90175	36
80151-RA	15	81295	23	82505	27	85100X45	97	888-31013	171	90175-LA	36
80201	16	81300	29	82510	28	85101	20	888-3124	174	90175-RA	36
80201-LA	16	81300-LA	29	82515	28	85101-LA	20	888-3126	170	90180	36
80201-RA	16	81300-RA	29	82520	28	85101-RA	20	888-3138	171	90180-LA	36
80251	17	81340	29	82525	28	85110	84	888-3199	175	90180-RA	36
80251-LA	17	81350	29	82530	28	85150	20	888-331	173	90185	36
80251-RA	17	81360	29	82535	28	85900	24	888-360306	172	90185-LA	36
80301	18	81400	26	82540	28	85950	20	888-361306	172	90185-RA	36
80351	19	81400-LA	26	8284-I	154	86010	19	888-410306	170	90190	36
80401	21	81400-RA	26	82900	23	86040	19	888-460306	172	90190-LA	36
80450	26	81413	26	82950	26	86070	19	888-560306	172	90190-RA	36
80450-LA	26	81413-LA	26	8300-I	154	86071	19	888-611306	170	90200	14
80450-RA	26	81413-RA	26	8301-I	154	86071-LA	19	888-611316	176	90400	14
80452	26	81415	26	83040	16	86071-RA	19	888-6136	170	90511	39
80500	29	81415-LA	26	83070	16	86900	17	888-6236	171	90521	39
80500-LA	29	81415-RA	26	83100	16	86950	19	888-631306	171	90530	38
80500-RA	29	81440	26	83221	16	87010	17	888-631316	176	90540	38
80551	30	81450	26	83221-LA	16	87040	17	888-661306	172	90545	38
80551-LA	30	81460	26	83221-RA	16	87070	17	888-679	175	90575	39
80551-RA	30	81520	15	8384-I	154	87101	17	88950	21	90611	39
80560	30	81520-RUS	15	83900	16	87101-LA	17	89010	22	90621	39
80601	30	81550	15	83950	16	87101-RA	17	89040	22	90630	38
80601-LA	30	81550-RUS	15	83975	24	87950	17	89050	22	90635	38
80601-RA	30	81580	15	84010	18	8800-I	154	89071	22	90640	38
80650	23	81580-RUS	15	84010-CL	18	88010	21	89071-LA	22	90645	38
80660	30	81641	15	84040	18	8801-I	154	89071-RA	22	90665	39
80900	26	81641-LA	15	84040-CL	18	88040	21	89075	22	90670	39
81010	14	81641-LA-RUS	15	84100	78	88070	21	89400	84	90675	39
81040	14	81641-RA	15	84100X45	97	88111	21	89950	22	90711	39
810616	205	81641-RA-RUS	15	84104	78	88111-LA	21	90015	36	90721	39
810617	205	81641-RUS	15	84110	78	88111-RA	21	90015-LA	36	90730	38
810618	205	81900	14	84161	18	888-12108	175	90015-RA	36	90735	38
810675	205	81950	14	84161-CL	18	888-1216	176	90020	36	90740	38
810676	205	81953	15	84161-LA	18	888-1217	170	90020-LA	36	90745	38
81070	14	8200-I	154	84161-LA-CL	18	888-1228	176	90020-RA	36	90750	39
810965	205	8201-I	154	84161-RA	18	888-1229	171	90025	36	90755	39
810966	205	82070	18	84161-RA-CL	18	888-1239	173	90025-LA	36	90760	39
810967	205	82400	27	84195	25	888-129	174	90025-RA	36	90800	31
810968	205	82405	27	84210	78	888-13007	171	90030	36	90815	31
810969	205	82410	27	84220	24	888-204	173	90030-LA	36	90825	31



# INDEX

Cat No.... Pg No.	Cat No.... Pg No.	Cat No.... Pg No.	Cat No.... Pg No.	Cat No.... Pg No.	Cat No.... Pg No.
90850 ..... 31	999-1043 ..... 189	999-1221 ..... 184	999-1408 ..... 187	999-244 ..... 194	999-3167 ..... 183
90900 ..... 32	999-110 ..... 188	999-1226 ..... 184	999-14324 ..... 190	999-245 ..... 194	999-3168 ..... 183
90950 ..... 32	999-111 ..... 188	999-1227 ..... 184	999-14334 ..... 190	999-246 ..... 194	999-3169 ..... 183
91730x45 ..... 99	999-1111 ..... 188	999-1228 ..... 184	999-15334 ..... 190	999-248 ..... 194	999-3170 ..... 183
91751x45 ..... 99	999-1112 ..... 189	999-1229 ..... 184	999-203 ..... 180	999-249 ..... 194	999-3172 ..... 183
91772x45 ..... 99	999-1113 ..... 188	999-1230 ..... 184	999-203-RA ..... 180	999-27004 ..... 193	999-3173 ..... 183
91915 ..... 31	999-1114 ..... 188	999-1232 ..... 184	999-204 ..... 180	999-27005 ..... 193	999-3178 ..... 183
91925 ..... 31	999-1115 ..... 188	999-1233 ..... 184	999-21000 ..... 180	999-27006 ..... 193	999-3179 ..... 183
92392 ..... 200	999-1117 ..... 188	999-1238 ..... 184	999-21001 ..... 180	999-27007 ..... 193	999-3180 ..... 183
92900 ..... 32	999-1118 ..... 188	999-1239 ..... 184	999-21001-RA ..... 180	999-27010 ..... 193	999-3181 ..... 183
93091 ..... 70	999-112 ..... 188	999-1265 ..... 186	999-21002 ..... 180	999-27011 ..... 193	999-3184 ..... 183
93101 ..... 155	999-1123 ..... 188	999-1266 ..... 186	999-21004 ..... 180	999-27016 ..... 193	999-3185 ..... 183
93191 ..... 165	999-1124 ..... 188	999-1267 ..... 186	999-21005 ..... 180	999-27017 ..... 193	999-3188 ..... 183
93900 ..... 32	999-1126 ..... 188	999-1275 ..... 186	999-21010 ..... 180	999-2705 ..... 192	999-3190 ..... 183
94920 ..... 33	999-1127 ..... 188	999-1276 ..... 186	999-21012 ..... 180	999-2706 ..... 192	999-3191 ..... 183
94940 ..... 33	999-1130 ..... 188	999-1287 ..... 186	999-21013 ..... 180	999-2709 ..... 192	999-3194 ..... 183
94950 ..... 33	999-1132 ..... 189	999-1288 ..... 186	999-21014 ..... 180	999-2735 ..... 193	999-3195 ..... 183
94960 ..... 33	999-1133 ..... 189	999-129 ..... 186	999-21016 ..... 180	999-2736 ..... 193	999-3198 ..... 183
96700 ..... 203	999-1134 ..... 189	999-1299 ..... 186	999-21017 ..... 180	999-2739 ..... 193	999-3199 ..... 183
96800 ..... 203	999-1136 ..... 189	999-13000 ..... 185	999-21022 ..... 180	999-2740 ..... 193	999-3227 ..... 189
97120 ..... 61	999-1137 ..... 189	999-13001 ..... 185	999-2156 ..... 181	999-2744 ..... 193	999-32429 ..... 187
97500 ..... 203	999-114 ..... 188	999-13002 ..... 185	999-2157 ..... 181	999-2751 ..... 192	999-3339 ..... 187
97510 ..... 203	999-1142 ..... 189	999-13004 ..... 185	999-2158 ..... 181	999-2756 ..... 192	999-3439 ..... 187
98216 ..... 34	999-1148 ..... 189	999-13005 ..... 185	999-2160 ..... 181	999-2757 ..... 192	999-3459 ..... 187
98220 ..... 34	999-1149 ..... 189	999-13006 ..... 185	999-2161 ..... 181	999-2758 ..... 192	999-41426 ..... 186
98226 ..... 34	999-115 ..... 188	999-13007 ..... 185	999-2166 ..... 181	999-2759 ..... 192	999-41429 ..... 186
98230 ..... 34	999-1154 ..... 189	999-13008 ..... 185	999-2167 ..... 181	999-2762 ..... 192	999-42324 ..... 186
98276 ..... 34	999-1154210 ... 202	999-13010 ..... 185	999-2168 ..... 181	999-2763 ..... 192	999-42326 ..... 186
98280 ..... 34	999-1155 ..... 189	999-13011 ..... 185	999-2169 ..... 181	999-2768 ..... 192	999-42329 ..... 186
98285 ..... 34	999-1156 ..... 189	999-13023 ..... 187	999-2170 ..... 181	999-2769 ..... 192	999-42426 ..... 186
98290 ..... 34	999-1157 ..... 189	999-13024 ..... 187	999-2172 ..... 181	999-2792 ..... 193	999-42429 ..... 186
98376 ..... 34	999-1160 ..... 189	999-13025 ..... 187	999-2173 ..... 181	999-2793 ..... 193	999-4339 ..... 186
98380 ..... 34	999-1161 ..... 189	999-13028 ..... 187	999-2178 ..... 181	999-303 ..... 182	999-4439 ..... 186
98385 ..... 34	999-1164 ..... 189	999-1305 ..... 185	999-2179 ..... 181	999-304 ..... 182	999-5334 ..... 195
98390 ..... 34	999-1166 ..... 189	999-13100 ..... 187	999-2180 ..... 181	999-31000 ..... 182	999-5336 ..... 195
98515 ..... 35	999-1167 ..... 189	999-13103 ..... 187	999-2181 ..... 181	999-31001 ..... 182	999-5337 ..... 195
98520 ..... 35	999-1170 ..... 189	999-13104 ..... 187	999-2184 ..... 181	999-31001-RA ..... 182	999-5338 ..... 195
98525 ..... 35	999-1171 ..... 189	999-1323 ..... 185	999-2185 ..... 181	999-31002 ..... 182	999-5339 ..... 195
98545 ..... 35	999-1175 ..... 189	999-1324 ..... 185	999-2188 ..... 181	999-31004 ..... 182	999-5434 ..... 195
98550 ..... 35	999-1200 ..... 186	999-1332 ..... 185	999-2189 ..... 181	999-31005 ..... 182	999-5436 ..... 195
98555 ..... 35	999-12000 ..... 186	999-1333 ..... 185	999-2190 ..... 181	999-31010 ..... 182	999-5440 ..... 195
98575 ..... 35	999-12001 ..... 186	999-136 ..... 185	999-2191 ..... 181	999-31012 ..... 182	999-5441 ..... 195
98580 ..... 35	999-1201 ..... 184	999-1369 ..... 187	999-2194 ..... 181	999-31013 ..... 182	999-5442 ..... 195
98585 ..... 35	999-1202 ..... 184	999-1370 ..... 187	999-2195 ..... 181	999-31014 ..... 182	999-5446 ..... 195
98615 ..... 35	999-1205 ..... 186	999-1371 ..... 187	999-2198 ..... 181	999-31016 ..... 182	999-5449 ..... 195
98620 ..... 35	999-1206 ..... 186	999-1372 ..... 187	999-2199 ..... 181	999-31017 ..... 182	999-613 ..... 190
98625 ..... 35	999-1207 ..... 184	999-1373 ..... 187	999-2339 ..... 183	999-31022 ..... 182	999-6134 ..... 190
98645 ..... 35	999-1208 ..... 184	999-1376 ..... 187	999-2414 ..... 194	999-3120 ..... 202	999-6136 ..... 190
98650 ..... 35	999-12100 ..... 186	999-1381 ..... 187	999-2415 ..... 194	999-3121 ..... 202	999-6139 ..... 190
98655 ..... 35	999-12103 ..... 186	999-1382 ..... 187	999-2416 ..... 194	999-3124 ..... 183	999-614 ..... 190
98675 ..... 35	999-12104 ..... 186	999-1395 ..... 187	999-2417 ..... 194	999-31429 ..... 187	999-6146 ..... 190
98680 ..... 35	999-12107 ..... 186	999-1396 ..... 187	999-2418 ..... 194	999-3156 ..... 183	999-6149 ..... 190
98685 ..... 35	999-12108 ..... 186	999-1399 ..... 187	999-2420 ..... 194	999-3157 ..... 183	999-615 ..... 190
999-0339 ..... 181	999-1216 ..... 184	999-1400 ..... 187	999-2421 ..... 194	999-3158 ..... 183	999-6159 ..... 190
999-0439 ..... 181	999-1217 ..... 184	999-1402 ..... 187	999-2426 ..... 194	999-3160 ..... 183	999-623 ..... 190
999-102 ..... 188	999-1218 ..... 184	999-1404 ..... 187	999-2427 ..... 194	999-3161 ..... 183	999-6234 ..... 190
999-103 ..... 188	999-1220 ..... 184	999-1406 ..... 187	999-2439 ..... 183	999-3166 ..... 183	999-6236 ..... 190





# INDEX

Cat No....	Pg No.	Cat No....	Pg No.	Cat No....	Pg No.	Cat No....	Pg No.	Cat No....	Pg No.	Cat No....	Pg No.
999-6246	190	L520-C	165								
999-6249	190	L520-FI	165								
999-625	190	L520-FO	165								
999-6256	190	L520-P	165								
999-6259	190	L520-R	165								
999-6334	191	L530-C	167								
999-6336	191	L530-FI	167								
999-6339	191	L530-FO	167								
999-6346	191	L530-P	167								
999-6349	191	L530-R	167								
999-635	190	L615-C	164								
999-6356	191	L615-FI	164								
999-6359	191	L615-FO	164								
999-6434	191	L615-P	164								
999-6436	191	L620-C	166								
999-6439	191	L620-FI	166								
999-6446	191	L620-FO	166								
999-6449	191	L620-P	166								
999-645	191	L620-R	166								
999-6456	191	L630-C	168								
999-6459	191	L630-FI	168								
999-71324	193	L630-FO	168								
999-71326	193	L630-P	168								
999-71329	193	L630-R	168								
999-7139	192	QBP5	199								
999-71426	193										
999-71429	193										
999-7156	190										
999-72324	193										
999-72326	193										
999-72329	193										
999-7239	192										
999-72426	193										
999-72429	193										
999-7339	193										
999-7439	193										
999-7459	193										
A16HE	198										
A16UE	198										
A25HE	198										
A25ME	198										
A32HE	198										
A32ME	198										
A40HE	198										
A40ME	198										
AB10S2	198										
AB16S2	198										
AB20S2	198										
AB32S2	198										
AB40S2	198										
AB45S2	198										
AB6S2	198										
AH30	198										
AH100	198										
AN25	199										
AS14	199										
AS14F	199										
AS19	199										
AS19F	199										
L515-C	163										
L515-P	163										



# TERMS AND CONDITIONS OF SALES

## 1. Shipments

Shipments, deliveries, payment terms and performance of work shall at all times be subject to the approval of the seller. The seller may, at any time, decline to make any shipment or delivery or perform any work except upon receipt of payment or security or upon terms and conditions satisfactory to the seller.

## 2. Prices

All prices quoted by the seller are net. List prices are subject to change without notice. Prices stated on this form are contingent upon acceptance of delivery by the buyer of all goods subject to this order within six (6) months and can be increased or decreased at the seller's option upon ninety (90) days' written notice by the seller. Subject to section 1, the seller's payment terms are net thirty (30) days, from the date of invoice. Pursuant to Connecticut law, a charge of one and one-half percent (1-1/2%) per month is made on the past due balance of any account in order to reimburse the seller for estimated administrative and other costs associated with delinquent accounts. The buyer agrees that such a charge is reasonable in the light of the anticipated or actual harm caused by reason of the Buyer's delinquency, the difficulties of proof of loss, and the inconvenience or nonfeasibility of the seller otherwise obtaining a remedy. The buyer further agrees that such a charge is not an agreement, express or implied, to give further time for payment.

## 3. Taxes

The Buyer shall promptly pay any taxes which the seller may be required to pay or collect under any existing or future law for the account of the Buyer. Connecticut sales tax shall be added to shipments made within Connecticut unless a valid resale certificate has been filed with the Seller.

## 4. Costs

All transportation costs, insurance charges, payment convenience fees, currency exchange fees, export documentation cost, handling cost, priority processing fees and miscellaneous cost shall be invoiced to the buyer. F.O.B. point is Enfield, Connecticut. The Seller reserves the right to ship by carrier of its discretion unless otherwise specified by the buyer.

## 5. Rush Orders

Orders placed for same day shipment are subject to a service charge.

## 6. Warranty

If the goods furnished to the Buyer shall fail, due to defective material or workmanship, within one (1) year from the date of shipment, the Seller shall replace such non-conforming goods or repair such non-conforming goods without charge to the buyer. This warranty does not apply if the goods have been damaged by accident, abuse, misuse, modification or misapplication; by damage during shipment; or by improper service. The foregoing warranty is exclusive and NO OTHER WARRANTY, WHETHER EXPRESSED, IMPLIED, OR STATUTORY, INCLUDING ANY WARRANTY OF MERCHANTABILITY OR FITNESS FOR A GENERAL OR PARTICULAR PURPOSE OR DESIGN SHALL EXIST IN CONNECTION WITH ANY OF THE GOODS SUPPLIED HEREUNDER. AND ALL SUCH WARRANTIES ARE HEREBY EXPRESSLY EXCLUDED. This warranty allocates the risk of the failure of goods between the Seller and the Buyer as authorized by applicable law. No employee, agent, dealer, or other person is authorized to give any warranties on behalf of the Seller or to assume for the Seller any other liability in connection with any of its goods except in writing and signed by an officer of the Seller. Although the Seller makes every effort to ensure the accuracy of specifications at the time of publication, specifications for products described in this publication are subject to change without notice. The Seller makes no representation that the goods comply with any present or future international, federal, state or local regulation or ordinance. Compliance is the Buyer's responsibility. The use of the Seller's goods should be in accordance with the provision of the national Electric Code, U.L., and/or other industry, military or international standards that are pertinent to the particular end use. Installation or use not in accordance with these codes and standards could be hazardous.

## 7. Claims

All goods shall be inspected by the Buyer when received, and every claim on account of defective material, workmanship, or shortages, or for any other cause, shall be deemed waived by the Buyer, unless made in writing and received by the Seller within thirty (30) days from the date of receipt of such goods to which such claim relates. Upon receipt of such claim, the Seller shall be given a reasonable opportunity to inspect such goods. No goods shall be returned to the Seller without the Seller's written authorization. Returned goods shall be subject to a restocking charge, F.O.B. destination and prepaid. The Seller reserves the right to overship or undership by 5% on NON-STOCK items. No claim of any kind, whether as to goods delivered or for non-delivery of goods, shall be greater in amount than the purchase price of the goods in respect of which such damages are claimed.

## 8. Change Orders

Seller shall accept at its sole discretion, any order changes and cancellation (up to 30 days prior to shipment) of standard items for which a ready market exists and/or for items, which the order has not yet been issued with the overseas supplier. Cancelled orders shall be subject to a cancellation charge.

## 9. Cancellations

Scheduled orders are non-cancellable. However, Seller will consider a request for cancellation if the product is not already in Seller's stock, en route from manufacturer's factory, or in production at time of Buyer's request.

## 10. Damages

IT IS EXPRESSLY AGREED THAT SECTION 6 STATES THE BUYER'S SOLE AND EXCLUSIVE REMEDY for any breach of warranty and for claim for personal injury, property damage or commercial loss, whether sounding in contract, tort, strict liability or negligence, based on any defect on any goods of the Seller. Without limiting the generality of the preceding sentence, it is expressly agreed that the SELLER SHALL NOT BE RESPONSIBLE FOR ANY DIRECT, INDIRECT, INCIDENTAL, SPECIAL, OR CONSEQUENTIAL DAMAGES WHATSOEVER, including any labor or other costs, incurred by the buyer as a result of such defect or incident to the repair or replacement, or inability to use, any good.

## 11. Force Majeure

The Seller shall be excused for any delay in performance due to acts of God, war, riot, embargoes, acts of civil or military authorities, fires, floods, accidents, quarantine restrictions, strikes, differences with workmen, delays in transportation, shortage of fuel, labor or materials, or any circumstantial cause beyond the control of the Seller in the reasonable conduct of business.

## 12. Modification of Agreement

This agreement cannot be modified in any way, except in writing, signed by the parties herein.

## 13. Waiver

Waiver by the Seller of a breach of any of the terms and conditions set forth above shall not be construed as a waiver of any other or subsequent breach.

## 14. Governing Law

Connecticut law governs this transaction.

## 15. Collection Costs

In the event the Buyer defaults in the terms of payment, the Seller may recover from the buyer all costs of collection, including without limitation reasonable attorneys' fees, whether or not such collection includes the commencement of a lawsuit.

## 16. Terms and Conditions

The Seller accepts orders only upon the foregoing terms and conditions, which shall prevail notwithstanding any variance with the terms and conditions of any order submitted by the Buyer. Acceptance of delivery of goods shall be deemed agreement herewith by the Buyer.

## 17. Technical change rights reserved

